

Curve series

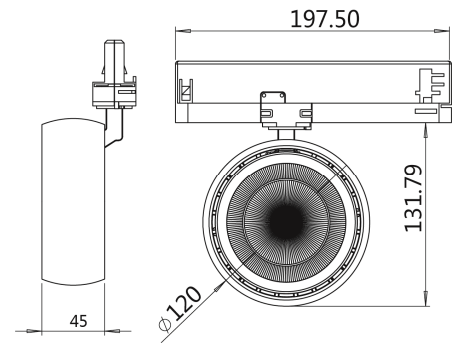
TL44-L-28W

optical lens



Technical Parameters:

Name	Parameters
Light source:	COB
Input Voltage:	AC220~240V 50/60Hz
LED Current:	700mA, 35-37V
Life Time:	> 50,000h - L80 - B10 (Ta 25° C)
Beam Angle:	12°/24°/36°
Operating temperature:	-20°C~40°C
Certificate:	CE/RoHS
Weight:	0.6kg



Ordering Information:

○ White ● Black

Power	CRI	Beam Angle	Luminous	CCT	Housing	Part Number
28W	>80	▲ 12°	2825 lm	3000K	○	TL44*-28W-830-W-12-L
					●	TL44*-28W-830-B-12-L
		2897 lm	4000K	○	TL44*-28W-840-W-12-L	
				●	TL44*-28W-840-B-12-L	
		▲ 24°	2803 lm	3000K	○	TL44*-28W-830-W-24-L
					●	TL44*-28W-830-B-24-L
	2871 lm	4000K	○	TL44*-28W-840-W-24-L		
			●	TL44*-28W-840-B-24-L		
	▲ 36°	2876 lm	3000K	○	TL44*-28W-830-W-36-L	
				●	TL44*-28W-830-B-36-L	
	2942 lm	4000K	○	TL44*-28W-840-W-36-L		
			●	TL44*-28W-840-B-36-L		
>90	▲ 12°	2165 lm	3000K	○	TL44*-28W-930-W-12-L	
				●	TL44*-28W-930-B-12-L	
	▲ 24°	2159 lm	3000K	○	TL44*-28W-930-W-24-L	
				●	TL44*-28W-930-B-24-L	
	▲ 36°	2217 lm	3000K	○	TL44*-28W-930-W-36-L	
				●	TL44*-28W-930-B-36-L	

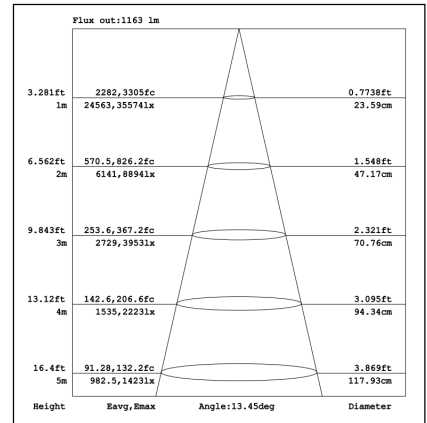
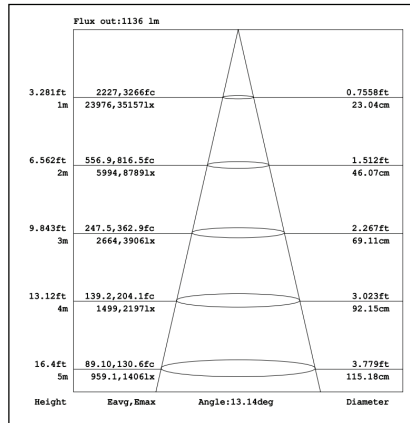
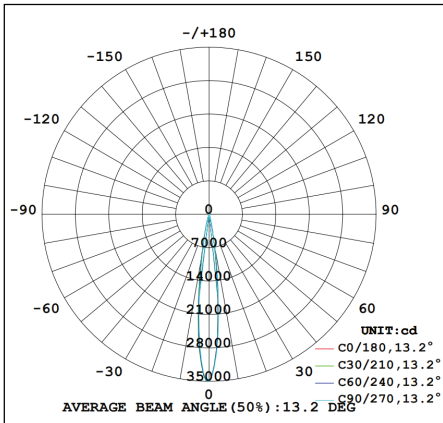
*: 4: 3 Phase 4 wires European Track, 6: 3 Phase 6 wires European Dali track

Technical Data test pattern

CRI80 12°

3000K

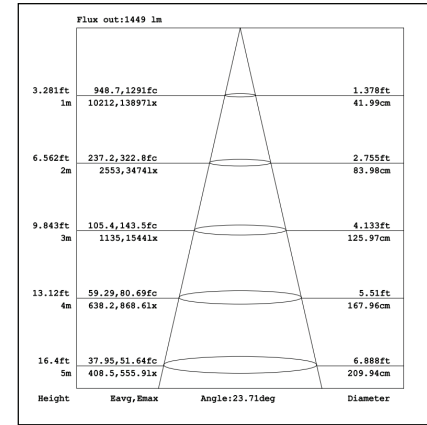
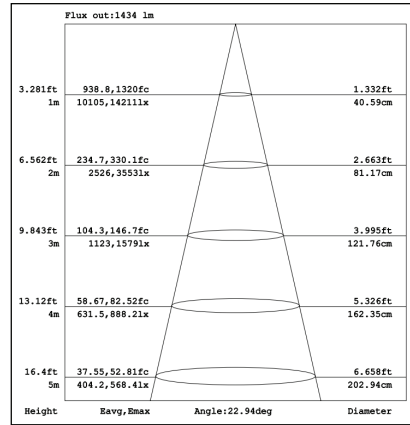
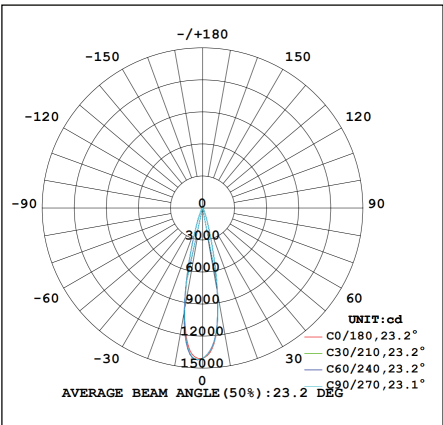
4000K



CRI80 24°

3000K

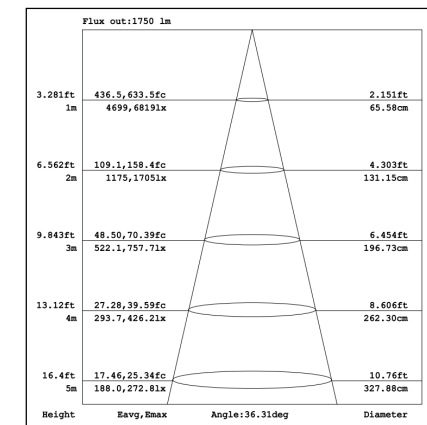

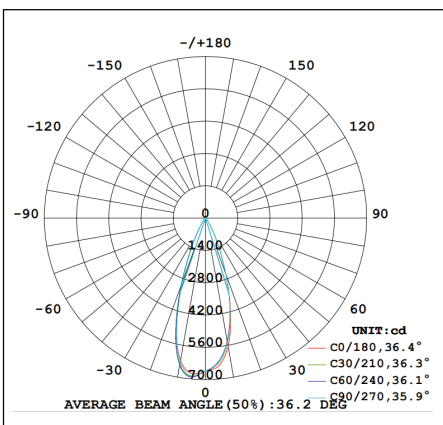
4000K



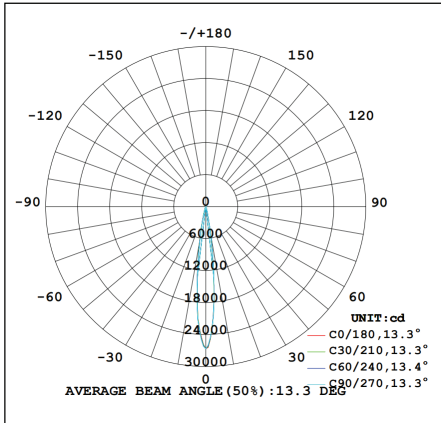
CRI80 36°

3000K

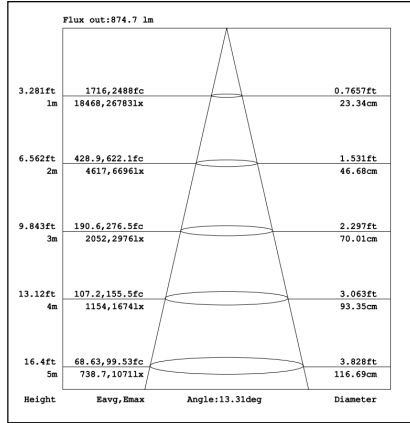
4000K



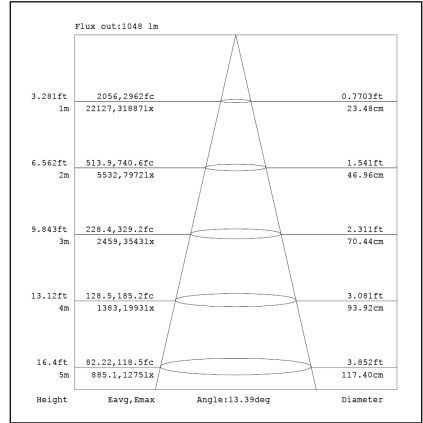
CRI90 12°



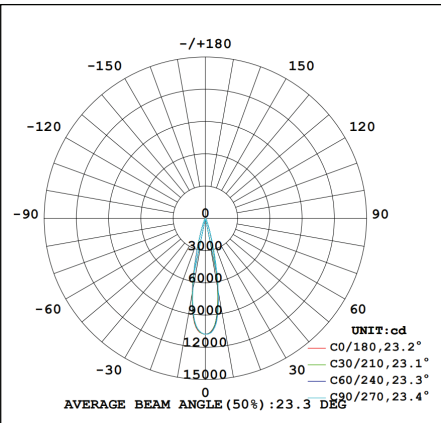
3000K



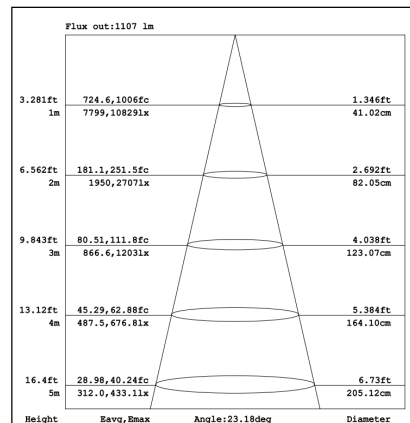
4000K




CRI90 24°



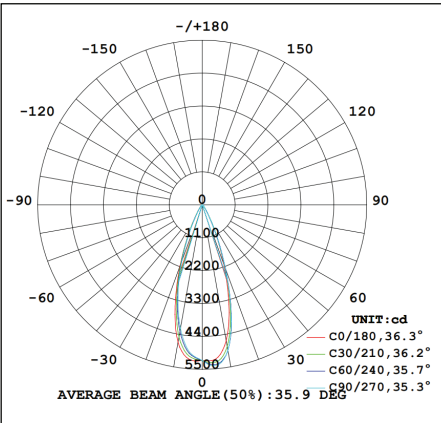
3000K



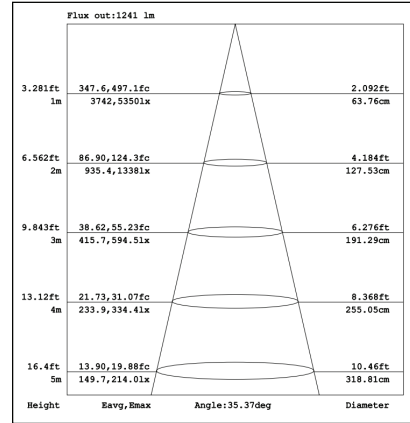
4000K




CRI90 36°



3000K

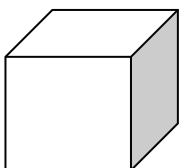


4000K

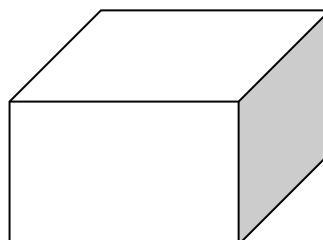


Packaging:

TL44-L



Box
 L210*W210*H90mm
 1pc/box
 GW: 0.8kg/box



Outer carton
 L430*W430*H390mm
 16pcs/CTN
 GW: 12.8kg/carton

TL44 Tacklight Installation Instructions

Adaptor installation diagram

