


Pro Series

SD091-30W

Optical Lens



Technical Parameters:

Name	Parameters
Light source:	COB
Input Voltage:	AC220~240V 50/60Hz
LED Current:	700mA, 34-36V
Rated life:	>50,000 hours
Operating temperature:	-20℃~40℃
Storage temperature:	-30℃~60℃
Certificate:	CE/RoHS
Weight:	1.1KG

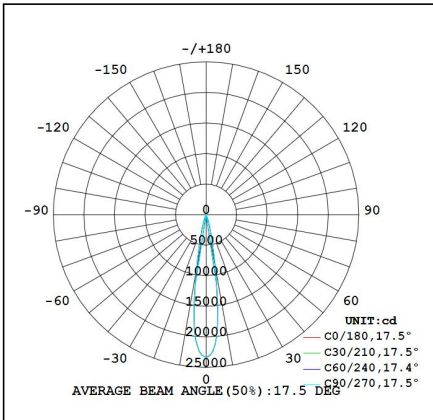
Ordering Information:

○ White ● Black

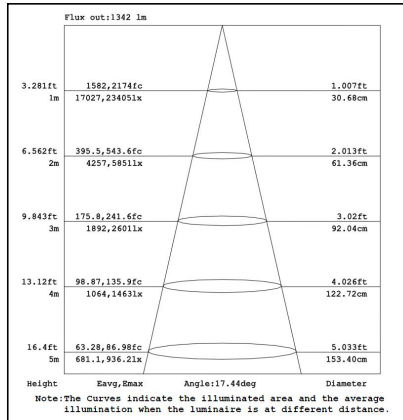
Power	CRI	Beam Angle	Luminous	CCT	Housing	Part Number
30W	>80	▲ 12°	2680 lm	3000K	○	SD091-30W-830-W-12
					●	SD091-30W-830-B-12
		2940 lm	4000K	○	SD091-30W-840-W-12	
				●	SD091-30W-840-B-12	
		▲ 24°	2730 lm	3000K	○	SD091-30W-830-W-24
					●	SD091-30W-830-B-24
	2940 lm	4000K	○	SD091-30W-840-W-24		
			●	SD091-30W-840-B-24		
	▲ 36°	2685 lm	3000K	○	SD091-30W-830-W-36	
				●	SD091-30W-830-B-36	
	2940 lm	4000K	○	SD091-30W-840-W-36		
			●	SD091-30W-840-B-36		
>90	>80	▲ 12°	2285 lm	3000K	○	SD091-30W-930-W-12
					●	SD091-30W-930-B-12
		2440 lm	4000K	○	SD091-30W-940-W-12	
				●	SD091-30W-940-B-12	
		▲ 24°	2345 lm	3000K	○	SD091-30W-930-W-24
					●	SD091-30W-930-B-24
	2475 lm	4000K	○	SD091-30W-940-W-24		
			●	SD091-30W-940-B-24		
	▲ 36°	2310 lm	3000K	○	SD091-30W-930-W-36	
				●	SD091-30W-930-B-36	
	2440 lm	4000K	○	SD091-30W-940-W-36		
			●	SD091-30W-940-B-36		

Technical Data test pattern

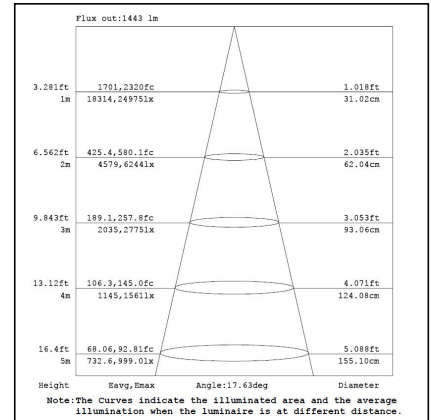
CRI80 12°



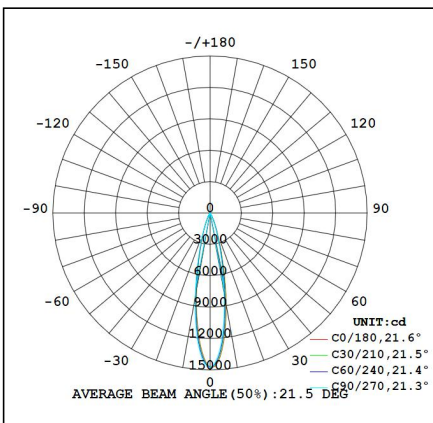
3000K



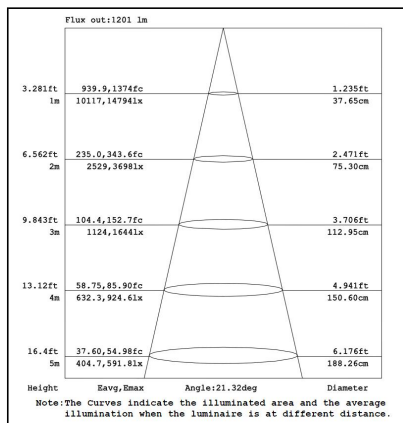
4000K



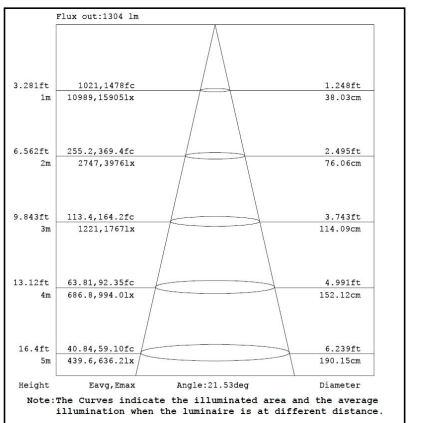
CRI80 24°



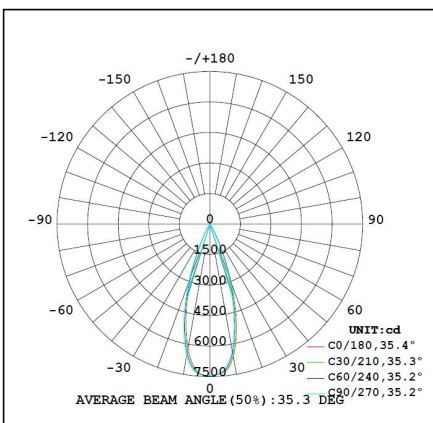
3000K



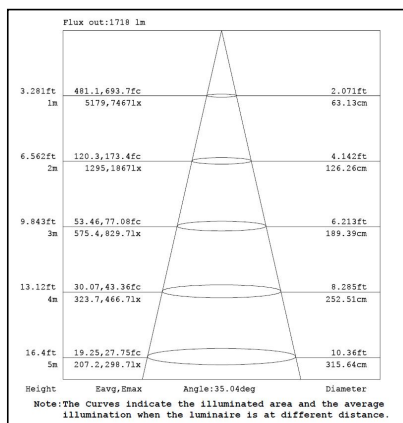
4000K



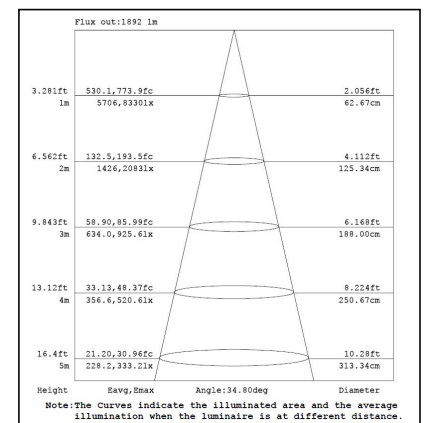
CRI80 36°



3000K



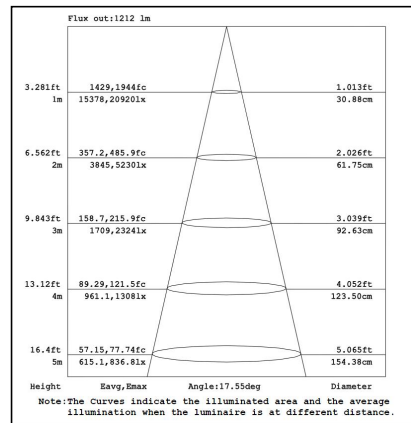

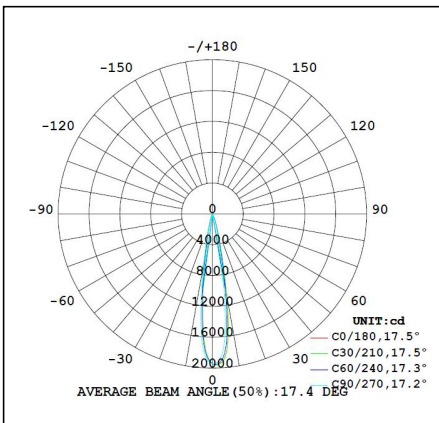
4000K



CRI90 12°

3000K

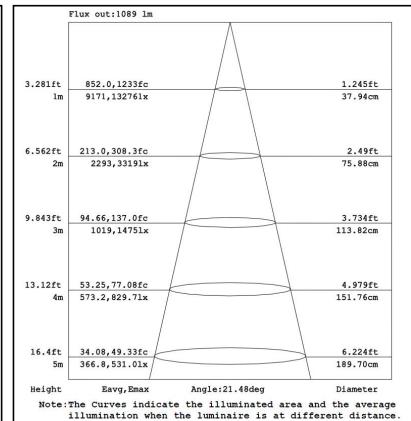
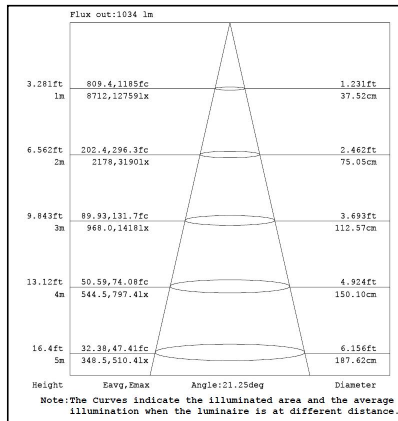
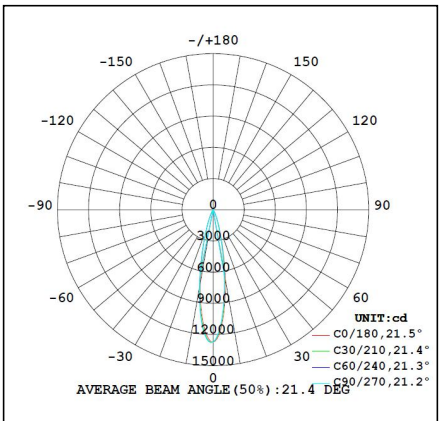
4000K



CRI90 24°

3000K

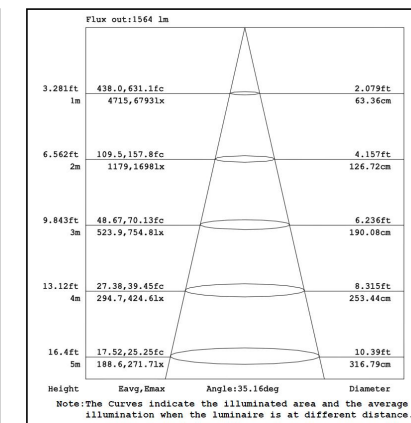
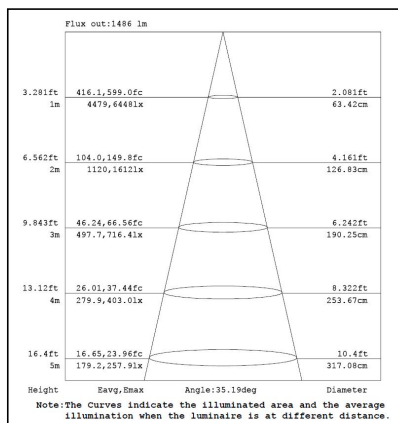
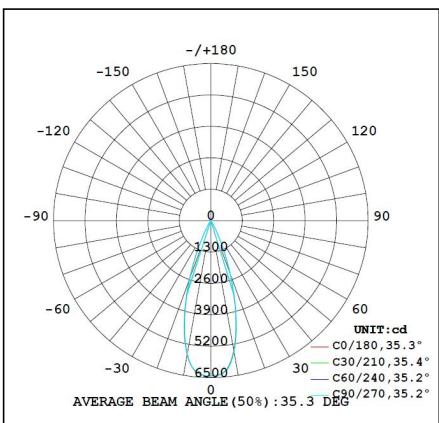
4000K



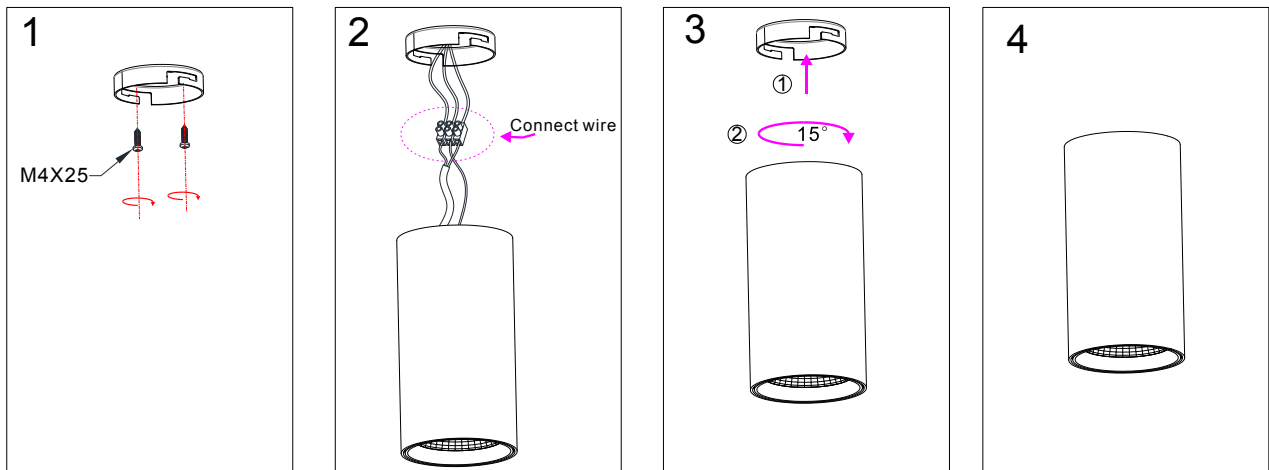
CRI90 36°

3000K

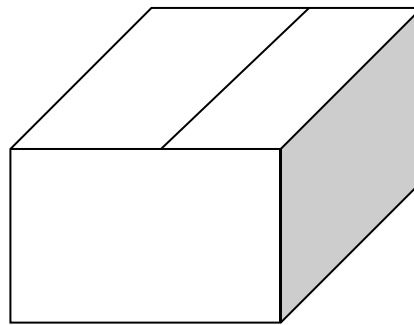
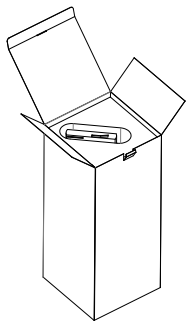
4000K



Installation instruction



Packaging:



Box

L100*W100H290mm
1pc/box
GW: 1.2kg/box

Outer carton

L415*W415*H305mm
16pcs/CTN
GW: 20.5kg/carton

Product naming system

SD (X) XX X (H) – X – X XX – X- XX

