

Pro Series

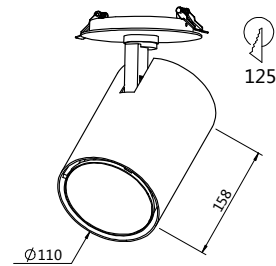
RL06-20W

Reflector



Technical Parameters:

Name	Parameters
Light source:	COB
Input Voltage:	AC220~240V 50/60Hz
LED Current:	500mA (35-37V)
Rated life:	>50,000 hours
Operating temperature:	-20°C~40°C
Storage temperature:	-30°C~60°C
Certificate:	CE ROHS
Weight:	1.15KG



Ordering Information:

○ White ● Black

Power	CRI	Beam Angle	Luminous	CCT	Housing	Part Number
20W	>80	▲ 10°	2040 lm	3000K	○	RL061-20W-830-W-10
			2050 lm	4000K	○	RL061-20W-840-W-10
		▲ 20°	2060 lm	3000K	○	RL061-20W-830-W-20
			2060 lm	4000K	○	RL061-20W-840-W-20
		▲ 38°	2050 lm	3000K	○	RL061-20W-830-W-38
			2040 lm	4000K	○	RL061-20W-840-W-38
	>90	▲ 10°	1730 lm	3000K	○	RL061-20W-930-W-15
			1870 lm	4000K	○	RL061-20W-940-W-15
		▲ 20°	1750 lm	3000K	○	RL061-20W-930-W-20
			1900 lm	4000K	○	RL061-20W-940-W-20
		▲ 38°	1750 lm	3000K	○	RL061-20W-930-W-38
			1890 lm	4000K	○	RL061-20W-940-W-38

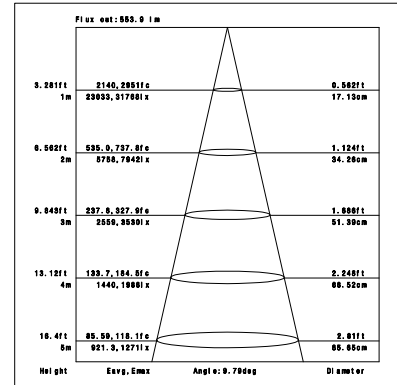
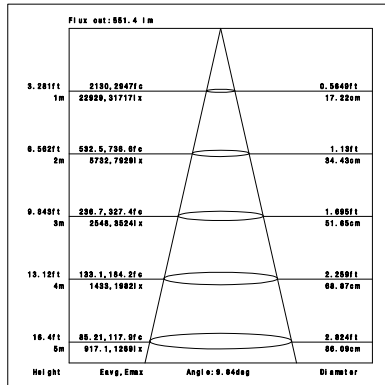
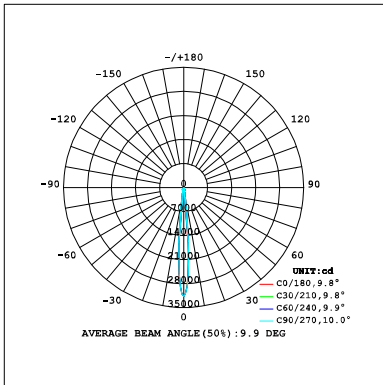


Technical Data test pattern

CRI80 10°

3000K

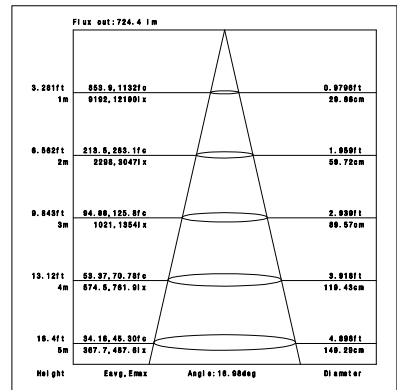
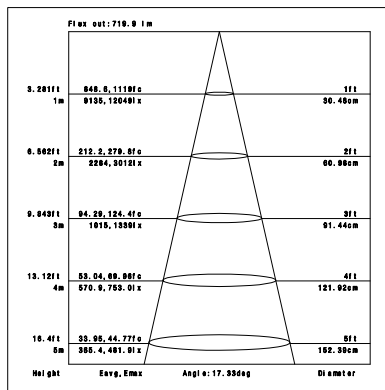
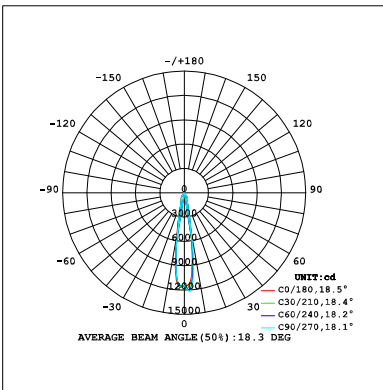
4000K



CRI80 20°

3000K

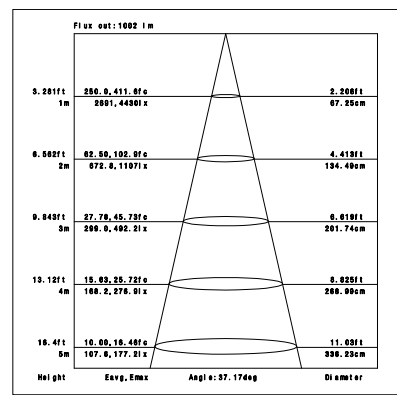
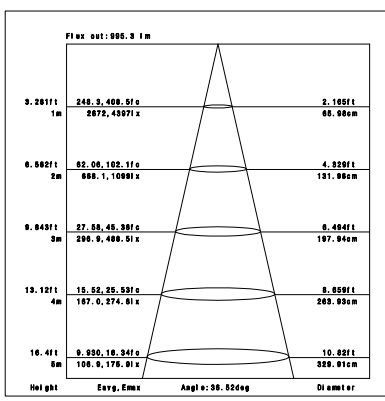
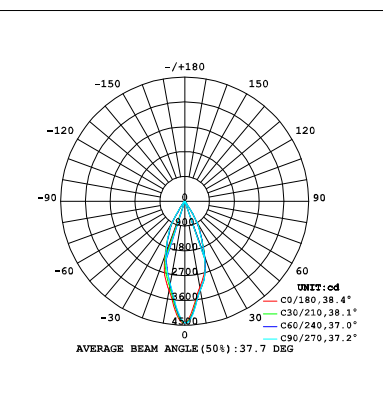
4000K



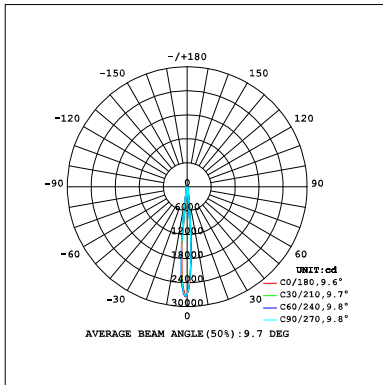
CRI80 38°

3000K

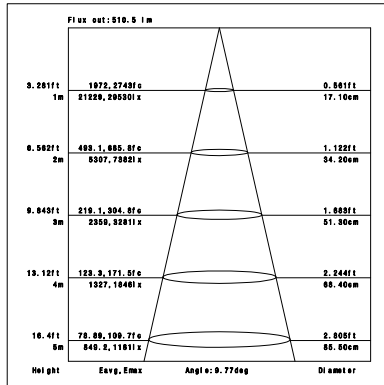
4000K



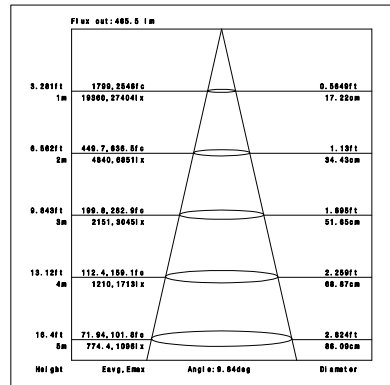
CRI90 10°



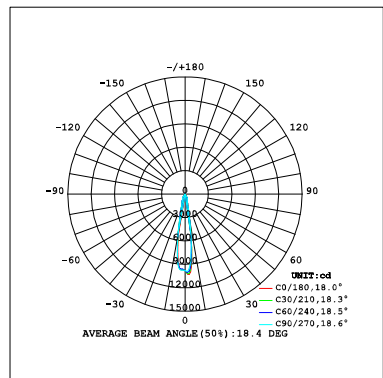
3000K



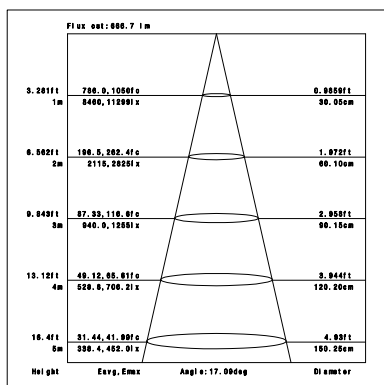
4000K



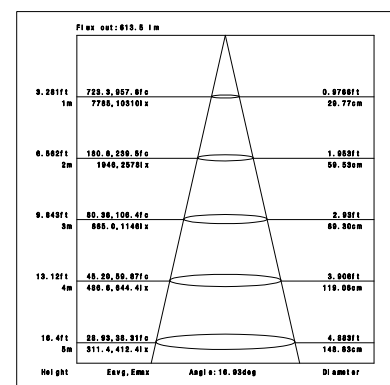
CRI90 20°



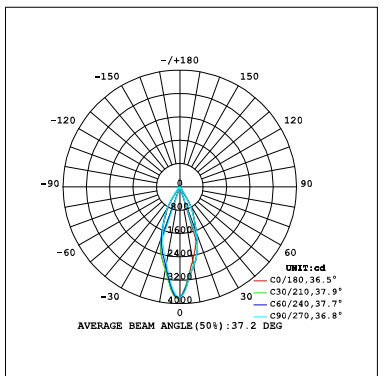
3000K



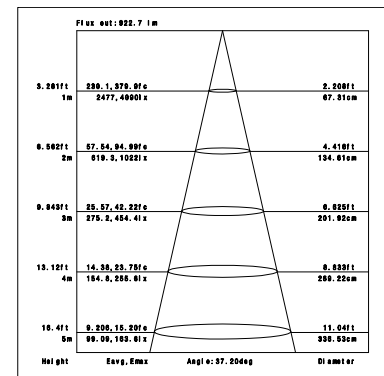
4000K



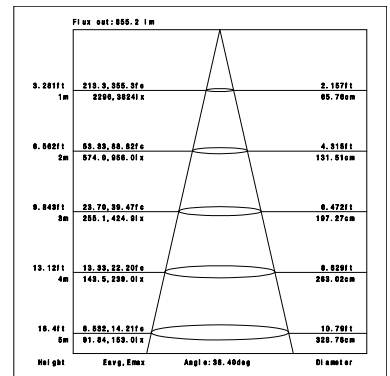
CRI90 38°



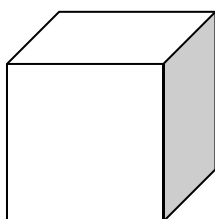
3000K



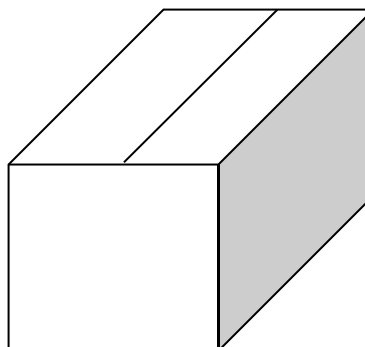
4000K



Packaging:



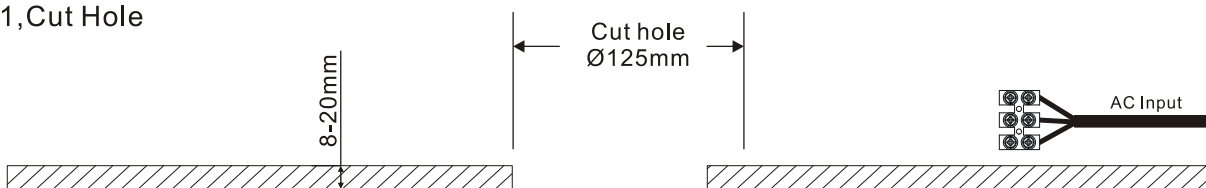
Box
L195*W130*H240mm
1pc/box
GW: 1.15kg/box



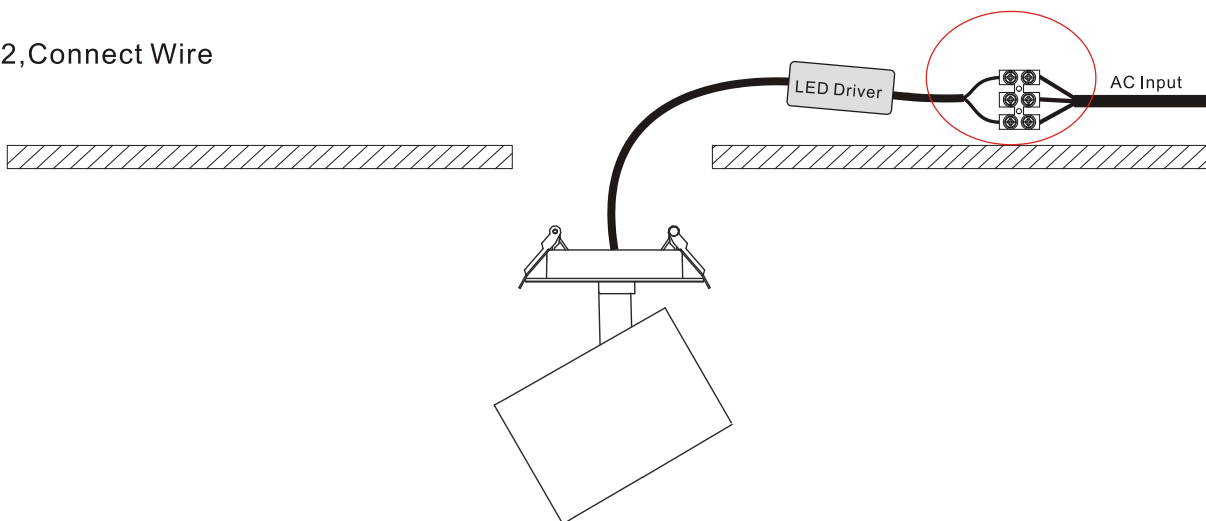
Outer carton
L540*W410*H260mm
8 pcs/CTN
GW: 10.5kg/carton

Installation instruction

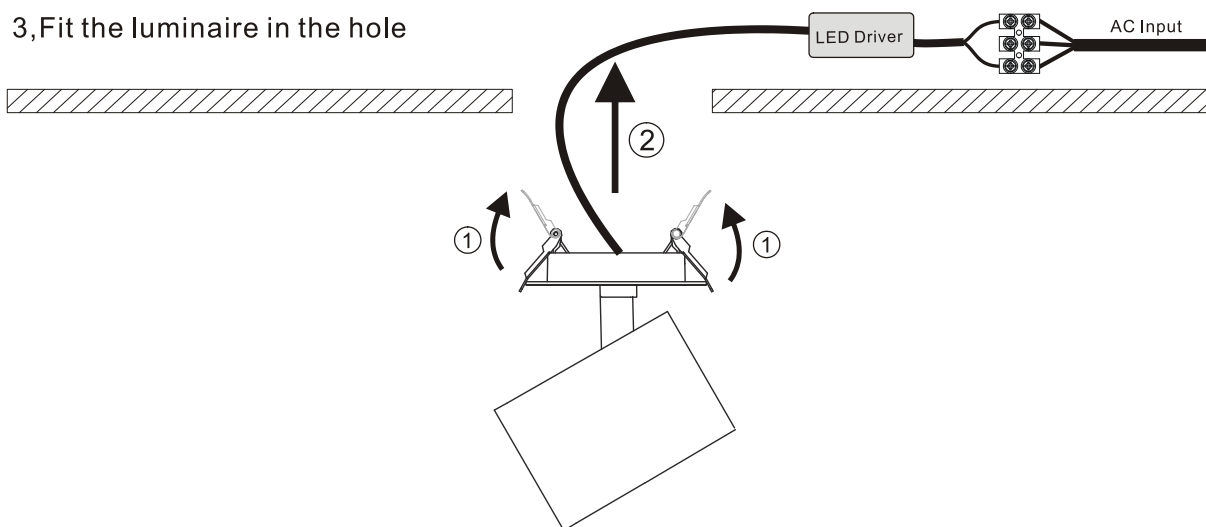
1, Cut Hole



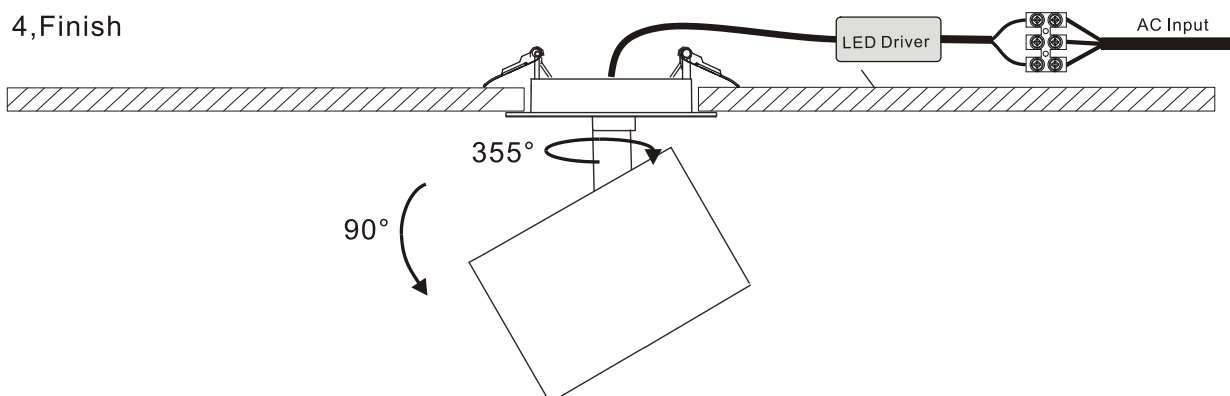
2, Connect Wire



3, Fit the luminaire in the hole



4, Finish



Product naming system

