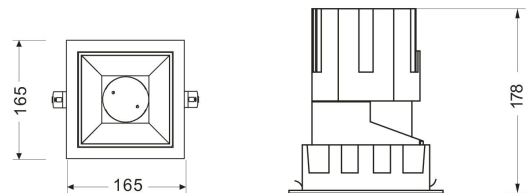


Edge Series

**BL55-40W**

Technical Parameters:

Name	Parameters
Light source:	COB
Input Voltage:	AC220~240V 50/60Hz
Current:	1050mA
Rated life:	>50,000 hours
Operating temperature:	-20°C~40°C
Storage temperature:	-30°C~60°C
Certificate:	CE/RoHS
Weight:	
Package(mm):	



Ordering Information:

Power	CRI	Beam Angle	Luminous	CCT	Housing	Part Number
40W	>90	▲ 20°	2960 lm	3000K	○	BL551-40W-930-W-20
			3430 lm	4000K	○	BL551-40W-940-W-20
		▲ 25°	2648 lm	3000K	○	BL551-40W-930-W-25
			2983 lm	4000K	○	BL551-40W-940-W-25
		▲ 40°	2986 lm	3000K	○	BL551-40W-930-W-40
			3315 lm	4000K	○	BL551-40W-940-W-40

○ White+ Gray

Technical Data test pattern

**CRI>90**

**40W**

<b>Power</b>
<b>Current</b>
<b>Flux</b>
<b>CCT</b>
<b>Color tolerance</b>
<b>Service life</b>
<b>Beam Angle</b>
<b>Typical Efficiency</b>
<b>Efficacy(lm/W)</b>

**LED**

24.5W
720mA
3000K    4000K
3 SDCM
>50000Hrs
120°

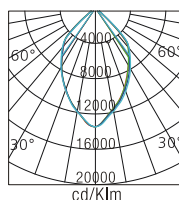
**Luminaire**

40W
1050mA
2986lm    3830lm
3000K    4000K
>50000Hrs
20°/25°/40°
>85%
75        96

**20°**

3000K

4000K



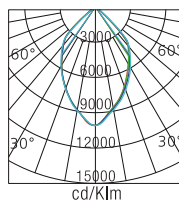
H(m)	E <sub>max</sub>	D(m)
1m	17644lx	0.34m
2m	4411lx	0.67m
3m	1960lx	1.01m
4m	1103lx	1.34m
5m	706lx	1.68m

H(m)	E <sub>max</sub>	D(m)
1m	20355lx	0.34m
2m	5089lx	0.67m
3m	2262lx	1.01m
4m	1272lx	1.35m
5m	814lx	1.69m

**25°**

3000K

4000K



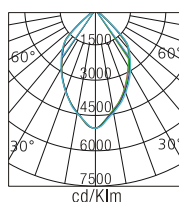
H(m)	E <sub>max</sub>	D(m)
1m	11334lx	0.44m
2m	2833lx	0.88m
3m	1259lx	1.32m
4m	708lx	1.76m
5m	454lx	2.19m

H(m)	E <sub>max</sub>	D(m)
1m	12762lx	0.44m
2m	3191lx	0.88m
3m	1418lx	1.33m
4m	798lx	1.77m
5m	512lx	2.20m

**40°**

3000K

4000K



H(m)	E <sub>max</sub>	D(m)
1m	7319lx	0.72m
2m	1830lx	1.43m
3m	813lx	2.15m
4m	457lx	2.86m
5m	293lx	3.58m

H(m)	E <sub>max</sub>	D(m)
1m	8112lx	0.71m
2m	2028lx	1.43m
3m	901lx	2.14m
4m	507lx	2.86m
5m	324lx	3.57m

Product naming system

