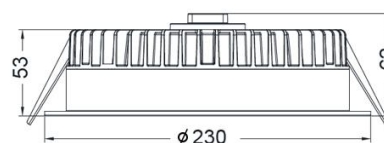



Combolite Series

BL32-26W





Technical Parameters:

Name	Parameters
Light source:	2835 SMD (144pcs)
Input Voltage:	AC220~240V 50/60Hz
LED Current:	700mA/36V
Rated life:	>50,000 hours
Operating temperature:	-20°C~40°C
Storage temperature:	-30°C~60°C
Certificate:	
Dimmability:	Dimmable Optional
Weight:	0.88kg



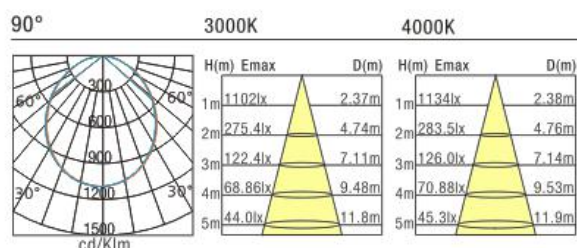
Ordering Information:

● White+Black

Power	CRI	Beam Angle	Luminous	CCT	Housing	Part Number
30W	>80	 90°	2800 lm	3000K		BL322-10W-830-W-90
			2890 lm	4000K		BL322-10W-840-W-90
			2920 lm	5000K		BL322-10W-850-W-90

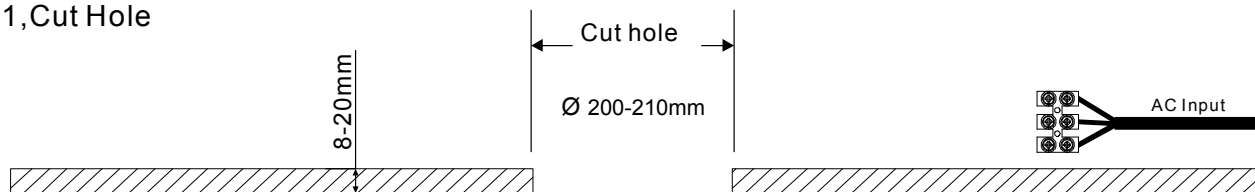
Technical Data test pattern

	LED	Luminaire
Power	144x0.2W	26W
Current	720mA,36V(12B12C)	700mA
Luminous Flux		2800lm 2890lm
CCT	3000K 4000K	3000K 4000K
Color tolerance		
Service life	>50,000Hrs	
Beam Angle	120°	90°
Typical Efficiency		86%
Efficacy(lm/W)		107.6 111

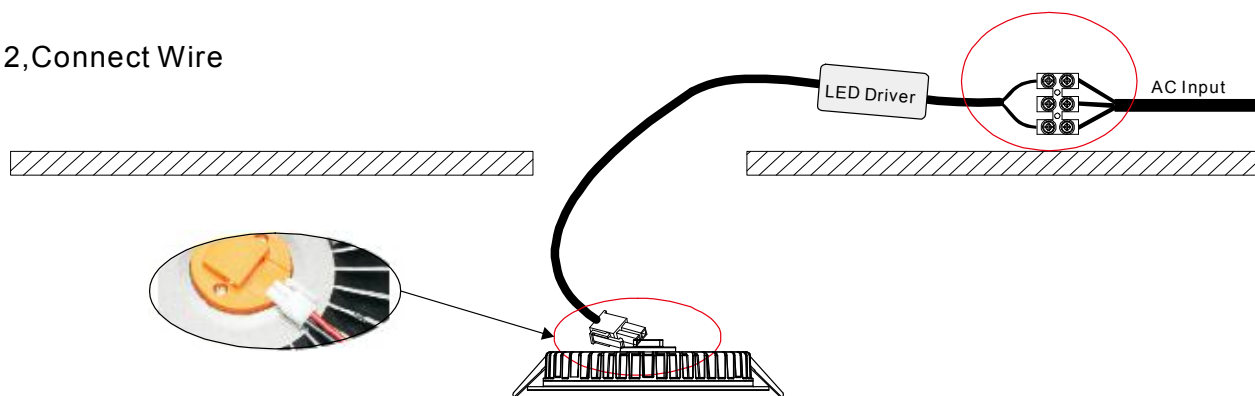


Installation instruction

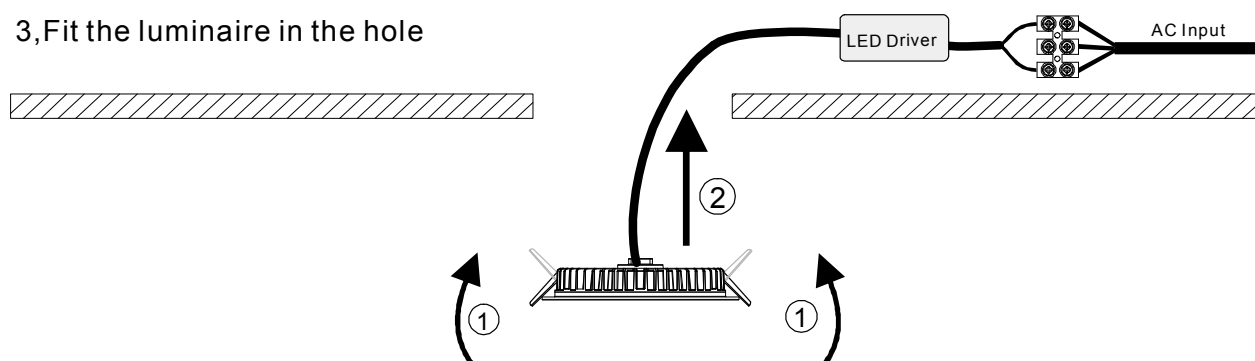
1, Cut Hole



2, Connect Wire



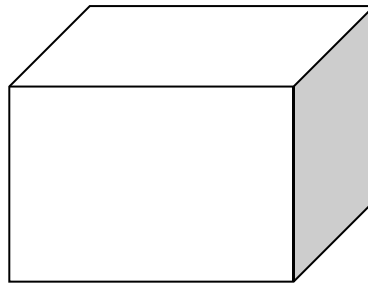
3, Fit the luminaire in the hole



4, Finish



Packaging:



Box

L235*W235*H100mm

1pc/box

GW: 1.08kg/box

Product naming system

