


Combolite Series

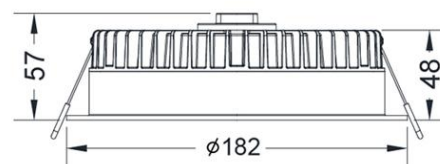
**BL31-20W**

Technical Parameters:

Name	Parameters
Light source:	2835 SMD (144pcs)
Input Voltage:	AC220~240V 50/60Hz
LED Current:	500mA/36V
Rated life:	>50,000 hours
Operating temperature:	-20°C~40°C
Storage temperature:	-30°C~60°C
Certificate:	
Dimmability:	Dimmable Optional
Weight:	



165-170



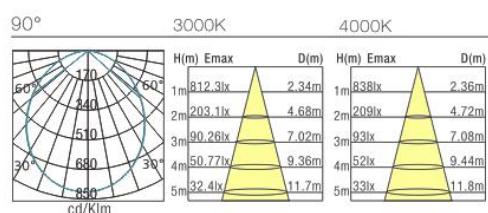
Ordering Information:

● White+Black

Power	CRI	Beam Angle	Luminous	CCT	Housing	Part Number
20W	>80	90°	2050 lm	3000K	●	BL312-10W-830-W-90
			2120 lm	4000K	●	BL312-10W-840-W-90
			2150 lm	5000K	●	BL312-10W-850-W-90

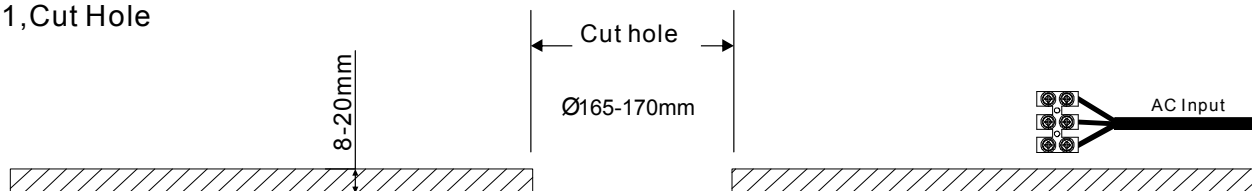
Technical Data test pattern

	BL31-20W	CRI>80
	<b>LED</b>	<b>Luminaire</b>
Power	108x0.2W	20W
Current	540mA,36V(9B12C)	500mA
Luminous Flux		2050lm 2120lm
CCT	3000K 4000K	3000K 4000K
Color tolerance		
Service life	>50,000Hrs	
Beam Angle	120°	90°
Typical Efficiency		86%
Efficacy(lm/W)		102.5 106

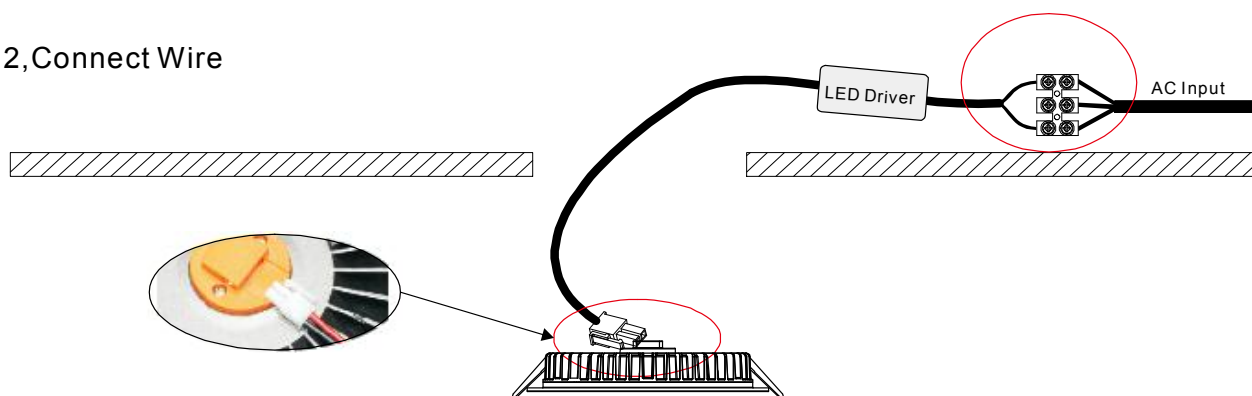


Installation instruction

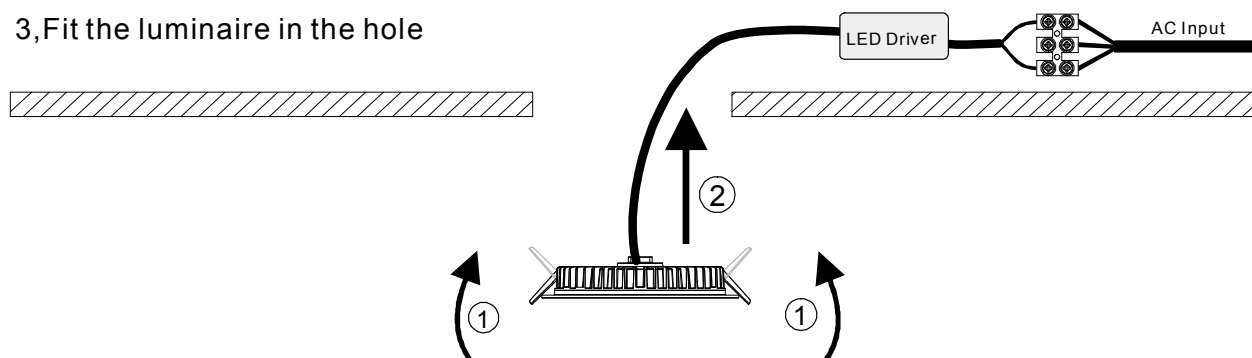
1, Cut Hole



2, Connect Wire



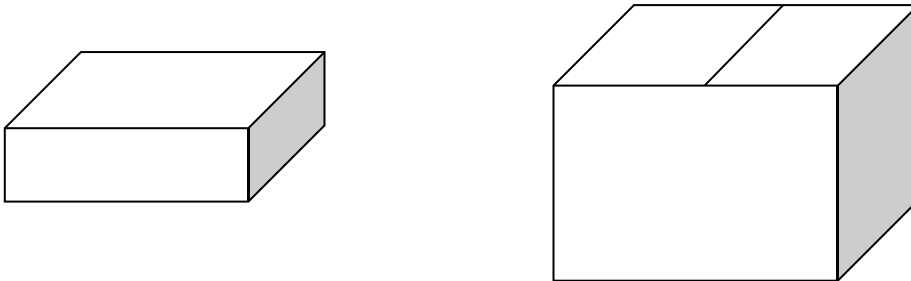
3, Fit the luminaire in the hole



4, Finish



Packaging:



Product naming system

