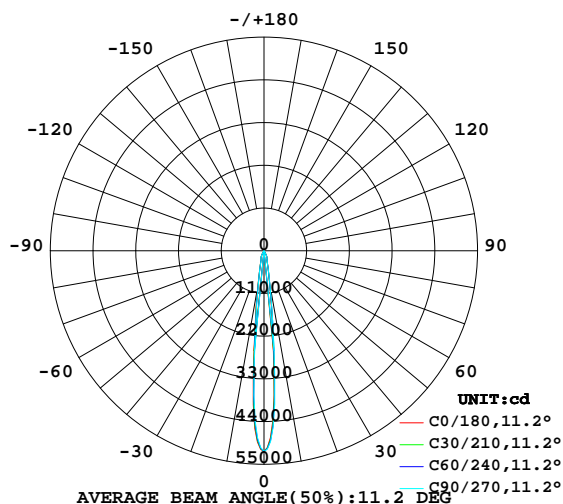


## LUMINAIRE PHOTOMETRIC TEST REPORT

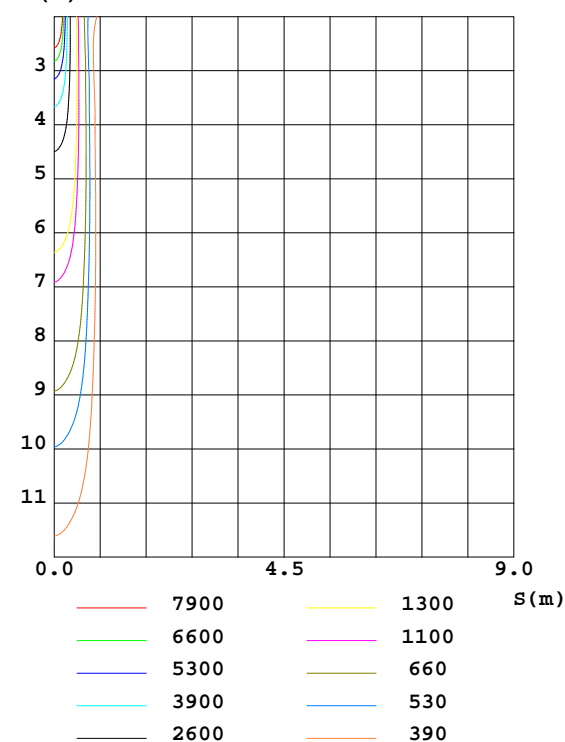
Test:U:226.6V I:0.1810A P:38.90W PF:0.9490 Lamp Flux:4282.99x1 lm		
NAME:	TYPE:	WEIGHT:
DIM.:	SPEC.:	SERIAL No.:
MFR.: Rayconn	SUR.:	PROTECTION ANGLE:

DATA OF LAMP		PHOTOMETRIC DATA Eff: 110.10 lm/W			
MODEL	SD032-40W-840-W-12	Imax(cd)	51687	S/MH(C0/180)	0.19
NOMINAL POWER(W)	40	LOR(%)	100.0	S/MH(C90/270)	0.20
RATED VOLTAGE(V)	226	TOTAL FLUX(lm)	4283.0	η UP,DN(C0-180)	1.2,49.8
NOMINAL FLUX(lm)	4282.99	CIE CLASS	DIRECT	η UP,DN(C180-360)	1.4,47.5
LAMPS INSIDE	1	η up(%)	2.7	CIBSE SHR NOM	0.00
TEST VOLTAGE(V)	226.6	η down(%)	97.3	CIBSE SHR MAX	1.00

LUMINOUS INTENSITY DISTRIBUTION DIAGRAM



C0 PLANE ISOLUX DIAGRAM (UNIT:lx)



C Range: 0 - 360DEG  
 C Interval: 15.0DEG  
 Test Speed: HIGH  
 Temperature:25.3DEG  
 Operators:ZhangXiao  
 Test Date:2016-08-01

γ Range: 0 - 180DEG  
 γ Interval: 1.0DEG  
 Test System:EVERFINE GO-2000B\_V1 SYSTEM V2.0.265  
 Humidity:65.0%  
 Test Distance:6.610m [K=1.0000]  
 Remarks:

## ZONAL FLUX DIAGRAM

### ZONAL FLUX DIAGRAM:

γ	C0	C45	C90	C135	C180	C225	C270	C315	γ	Φ zone	Φ total	%lum, lamp
10	833.0	889.0	892.2	902.5	881.2	811.9	823.1	788.1	0- 10	2128	2128	49.7,49.7
20	220.0	228.3	223.4	228.4	225.3	223.3	223.5	219.8	10- 20	1095	3223	75.3,75.3
30	61.02	67.39	67.78	72.03	68.03	59.72	63.80	59.06	20- 30	741.6	3965	92.6,92.6
40	6.822	6.982	7.116	7.260	7.385	7.182	7.167	6.773	30- 40	114.7	4079	95.2,95.2
50	2.017	2.063	2.077	2.153	2.073	2.059	1.950	1.901	40- 50	32.25	4112	96,96
60	1.580	1.553	1.530	1.548	1.508	1.504	1.491	1.482	50- 60	14.99	4127	96.3,96.3
70	1.510	1.508	1.481	1.511	1.478	1.474	1.449	1.445	60- 70	15.02	4142	96.7,96.7
80	1.327	1.342	1.316	1.328	1.296	1.303	1.269	1.275	70- 80	14.58	4156	97,97
90	0.9042	1.019	0.9359	0.9374	1.076	1.199	1.076	1.073	80- 90	13.14	4169	97.3,97.3
100	0.5646	0.5874	0.5630	0.5574	1.081	1.106	1.078	1.084	90-100	9.830	4179	97.6,97.6
110	0.8895	0.8767	0.8744	0.8656	1.137	1.147	1.137	1.145	100-110	9.489	4189	97.8,97.8
120	1.088	1.075	1.074	1.066	1.300	1.309	1.304	1.312	110-120	10.84	4199	98.1,98.1
130	1.792	1.742	1.740	1.723	1.910	1.943	1.940	1.960	120-130	12.82	4212	98.3,98.3
140	3.028	3.009	2.999	2.996	3.058	3.071	3.070	3.085	130-140	19.17	4231	98.8,98.8
150	3.483	3.479	3.468	3.469	3.544	3.541	3.536	3.547	140-150	20.71	4252	99.3,99.3
160	3.709	3.708	3.695	3.700	3.736	3.726	3.721	3.725	150-160	16.75	4269	99.7,99.7
170	3.738	3.751	3.739	3.746	3.768	3.754	3.749	3.746	160-170	10.62	4280	99.9,99.9
180	3.241	3.248	3.220	3.210	3.256	3.239	3.226	3.207	170-180	3.432	4283	100,100
DEG	LUMINOUS INTENSITY:×10cd									UNIT:lm		

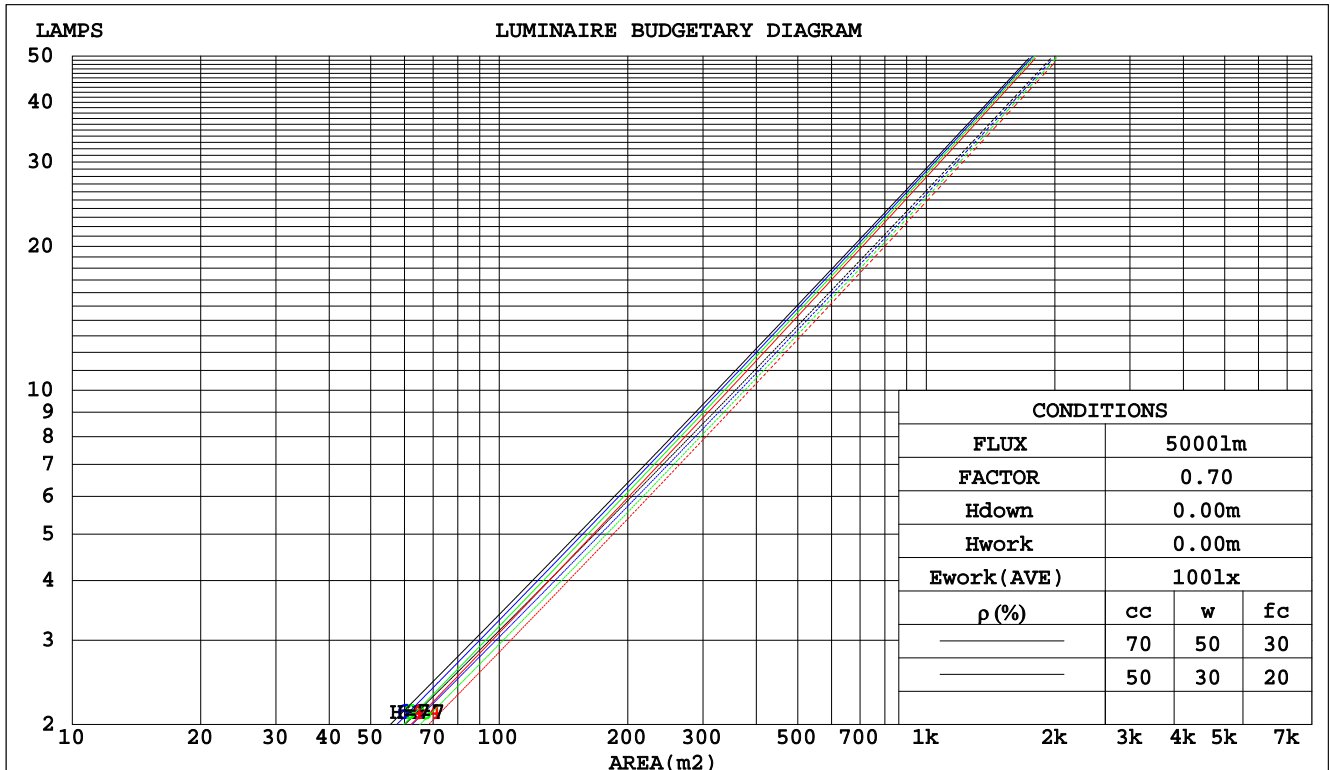
C Range: 0 - 360DEG  
C Interval: 15.0DEG  
Test Speed: HIGH  
Temperature:25.3DEG  
Operators:ZhangXiao  
Test Date:2016-08-01

γ Range: 0 - 180DEG  
γ Interval: 1.0DEG  
γ Test System:EVERFINE GO-2000B\_V1 SYSTEM V2.0.265  
Humidity:65.0%  
Test Distance:6.610m [K=1.0000]  
Remarks:

### CU AND LUMINAIRE BUDGETARY ESTIMATE DIAGRAM

Test:U:226.6V I:0.1810A P:38.90W PF:0.9490 Lamp Flux:4282.99x1 lm		
NAME:	TYPE:	WEIGHT:
DIM.:	SPEC.:	SERIAL No.:
MFR.: Rayconn	SUR.:	PROTECTION ANGLE:

pcc	80%			70%			50%			30%			10%			0
pw	50%	30%	10%	50%	30%	10%	50%	30%	10%	50%	30%	10%	50%	30%	10%	0
pfc	20%			20%			20%			20%			20%			0
RCR	RCR:Room Cavity Ratio						Coefficients of Utilization(CU)									
0.0	1.18	1.18	1.18	1.15	1.15	1.15	1.10	1.10	1.10	1.04	1.04	1.04	.00	.00	.00	.97
1.0	1.12	1.10	1.09	1.10	1.08	1.07	1.05	1.04	1.03	1.01	1.00	.99	.97	.97	.96	.94
2.0	1.07	1.04	1.02	1.05	1.03	1.00	1.02	.00	.98	.98	.97	.95	.95	.94	.93	.91
3.0	1.03	.99	.96	1.01	.98	.95	.98	.96	.94	.96	.94	.92	.93	.92	.90	.89
4.0	.99	.95	.92	.98	.94	.92	.96	.93	.90	.93	.91	.89	.91	.89	.88	.87
5.0	.96	.92	.89	.95	.91	.88	.93	.90	.87	.91	.89	.86	.89	.87	.86	.84
6.0	.93	.89	.86	.92	.88	.86	.90	.87	.85	.89	.86	.84	.88	.85	.83	.82
7.0	.90	.86	.84	.90	.86	.83	.88	.85	.83	.87	.84	.82	.86	.83	.82	.81
8.0	.88	.84	.81	.87	.84	.81	.86	.83	.81	.85	.82	.80	.84	.82	.80	.79
9.0	.86	.82	.79	.85	.82	.79	.84	.81	.79	.83	.81	.78	.83	.80	.78	.77
10.0	.84	.80	.78	.83	.80	.77	.82	.79	.77	.82	.79	.77	.81	.78	.77	.76



C Range: 0 - 360DEG  
C Interval: 15.0DEG  
Test Speed: HIGH  
Temperature:25.3DEG  
Operators:ZhangXiao  
Test Date:2016-08-01

γ Range: 0 - 180DEG  
γ Interval: 1.0DEG  
Test System:EVERFINE GO-2000B\_V1 SYSTEM V2.0.265  
Humidity:65.0%  
Test Distance:6.610m [K=1.0000]  
Remarks:

**WEC AND CCEC**

Test:U:226.6V I:0.1810A P:38.90W PF:0.9490 Lamp Flux:4282.99x1 lm								
NAME:			TYPE:			WEIGHT:		
DIM.:			SPEC.:			SERIAL No.:		
MFR.: Rayconn			SUR.:			PROTECTION ANGLE:		

pcc	80%			70%			50%			30%			10%			0
ρw	50%	30%	10%	50%	30%	10%	50%	30%	10%	50%	30%	10%	50%	30%	10%	0
ρfc	20%			20%			20%			20%			20%			0
RCR	RCR:Room Cavity Ratio						Wall Exitance Coefficients(WEC)									
0.0																
1.0	.138	.078	.025	.130	.074	.024	.116	.067	.021	.104	.060	.019	.092	.053	.017	
2.0	.126	.069	.021	.120	.066	.020	.108	.060	.019	.097	.055	.017	.087	.049	.016	
3.0	.116	.062	.018	.111	.059	.018	.101	.055	.017	.092	.050	.015	.083	.046	.014	
4.0	.108	.056	.016	.103	.054	.016	.095	.050	.015	.087	.047	.014	.080	.043	.013	
5.0	.101	.051	.015	.097	.050	.014	.090	.047	.014	.083	.044	.013	.077	.041	.012	
6.0	.094	.047	.014	.091	.046	.013	.085	.043	.013	.079	.041	.012	.074	.039	.011	
7.0	.089	.044	.012	.086	.043	.012	.081	.041	.012	.076	.039	.011	.071	.037	.011	
8.0	.084	.041	.012	.082	.040	.011	.077	.038	.011	.072	.037	.011	.068	.035	.010	
9.0	.080	.039	.011	.078	.038	.011	.074	.036	.010	.069	.035	.010	.066	.033	.010	
10.0	.076	.037	.010	.074	.036	.010	.070	.035	.010	.067	.033	.009	.063	.032	.009	

pcc	80%			70%			50%			30%			10%			0
ρw	50%	30%	10%	50%	30%	10%	50%	30%	10%	50%	30%	10%	50%	30%	10%	0
ρfc	20%			20%			20%			20%			20%			0
RCR	RCR:Room Cavity Ratio			Ceiling Cavity Exitance Coefficients(CCEC)												
0.0	.211	.211	.211	.180	.180	.180	.123	.123	.123	.071	.071	.071	.023	.023	.023	
1.0	.189	.178	.168	.162	.153	.145	.110	.105	.100	.064	.061	.058	.020	.020	.019	
2.0	.171	.153	.139	.146	.132	.120	.100	.091	.084	.058	.053	.049	.019	.017	.016	
3.0	.155	.134	.117	.133	.116	.101	.091	.080	.071	.053	.047	.042	.017	.015	.014	
4.0	.143	.119	.100	.122	.102	.087	.084	.071	.061	.049	.042	.036	.016	.014	.012	
5.0	.132	.106	.087	.113	.092	.076	.078	.064	.054	.045	.038	.032	.015	.012	.010	
6.0	.123	.096	.077	.105	.083	.067	.073	.058	.048	.042	.034	.028	.014	.011	.009	
7.0	.115	.088	.069	.099	.076	.060	.068	.053	.043	.040	.031	.025	.013	.010	.008	
8.0	.108	.081	.063	.093	.070	.055	.064	.049	.039	.037	.029	.023	.012	.010	.008	
9.0	.102	.075	.057	.088	.065	.050	.061	.046	.035	.036	.027	.021	.012	.009	.007	
10.0	.097	.071	.053	.084	.061	.046	.058	.043	.033	.034	.025	.020	.011	.008	.006	

C Range: 0 - 360DEG  
C Interval: 15.0DEG  
Test Speed: HIGH  
Temperature:25.3DEG  
Operators:ZhangXiao  
Test Date:2016-08-01

γ Range: 0 - 180DEG  
γ Interval: 1.0DEG  
Test System:EVERFINE GO-2000B\_V1 SYSTEM V2.0.265  
Humidity:65.0%  
Test Distance:6.610m [K=1.0000]  
Remarks:

### Uncorrected UGR Table

Test:U:226.6V I:0.1810A P:38.90W PF:0.9490 Lamp Flux:4282.99x1 lm											
NAME:					TYPE:			WEIGHT:			
DIM.:					SPEC.:			SERIAL No.:			
MFR.: Rayconn					SUR.:			PROTECTION ANGLE:			
ceiling/cavity	0.7	0.7	0.5	0.5	0.3	0.7	0.7	0.5	0.5	0.3	
walls	0.5	0.3	0.5	0.3	0.3	0.5	0.3	0.5	0.3	0.3	
working plane	0.2	0.2	0.2	0.2	0.2	0.2	0.2	0.2	0.2	0.2	
Room dimensions		Viewed crosswise					Viewed endwise				
x = 2H y = 2H	7.5	8.1	7.8	8.3	8.5	7.7	8.3	8.0	8.5	8.7	
	3H	8.9	9.4	9.1	9.7	9.9	8.9	9.5	9.2	9.7	9.9
	4H	9.8	10.4	10.1	10.6	10.9	9.8	10.4	10.1	10.6	10.9
	6H	11.2	11.7	11.5	11.9	12.2	11.1	11.6	11.4	11.9	12.2
	8H	12.0	12.4	12.3	12.7	13.0	11.9	12.4	12.2	12.6	12.9
	12H	12.9	13.4	13.2	13.7	14.0	12.8	13.3	13.1	13.6	13.9
4H	2H	7.8	8.4	8.1	8.6	8.9	8.0	8.5	8.3	8.8	9.0
	3H	9.6	10.0	9.9	10.3	10.7	9.6	10.1	9.9	10.4	10.7
	4H	10.8	11.2	11.2	11.6	11.9	10.8	11.2	11.1	11.5	11.9
	6H	12.4	12.8	12.8	13.2	13.5	12.3	12.7	12.7	13.1	13.5
	8H	13.3	13.7	13.8	14.1	14.5	13.2	13.6	13.7	14.0	14.4
	12H	14.4	14.8	14.9	15.2	15.6	14.3	14.7	14.8	15.1	15.5
8H	4H	11.3	11.7	11.8	12.1	12.5	11.3	11.7	11.7	12.1	12.5
	6H	13.2	13.5	13.7	14.0	14.4	13.2	13.5	13.6	13.9	14.4
	8H	14.4	14.6	14.9	15.1	15.6	14.3	14.6	14.8	15.0	15.5
	12H	15.7	15.9	16.2	16.4	16.9	15.6	15.8	16.1	16.3	16.8
12H	4H	11.5	11.8	11.9	12.2	12.7	11.4	11.8	11.9	12.2	12.6
	6H	13.5	13.8	14.0	14.2	14.7	13.4	13.7	13.9	14.2	14.7
	8H	14.7	15.0	15.3	15.5	16.0	14.7	14.9	15.2	15.4	15.9
Variations with the observer position at spacings:											
S = 1.0H	+ 0.2 / - 0.3					+ 0.2 / - 0.3					
1.5H	+ 0.3 / - 0.2					+ 0.3 / - 0.2					
2.0H	+ 0.2 / - 0.2					+ 0.2 / - 0.2					

CIE Pub.117 Corrected 4283 lm Total Lamp Luminous Flux.(8log(F/F0) = 5.1)

C Range: 0 - 360DEG  
C Interval: 15.0DEG  
Test Speed: HIGH  
Temperature:25.3DEG  
Operators:ZhangXiao  
Test Date:2016-08-01

γ Range: 0 - 180DEG  
γ Interval: 1.0DEG  
Test System:EVERFINE GO-2000B\_V1 SYSTEM V2.0.265  
Humidity:65.0%  
Test Distance:6.610m [K=1.0000]  
Remarks:

### UTILIZATION FACTORS TABLE

Test:U:226.6V I:0.1810A P:38.90W PF:0.9490 Lamp Flux:4282.99x1 lm		
NAME:	TYPE:	WEIGHT:
DIM.:	SPEC.:	SERIAL No.:
MFR.: Rayconn	SUR.:	PROTECTION ANGLE:

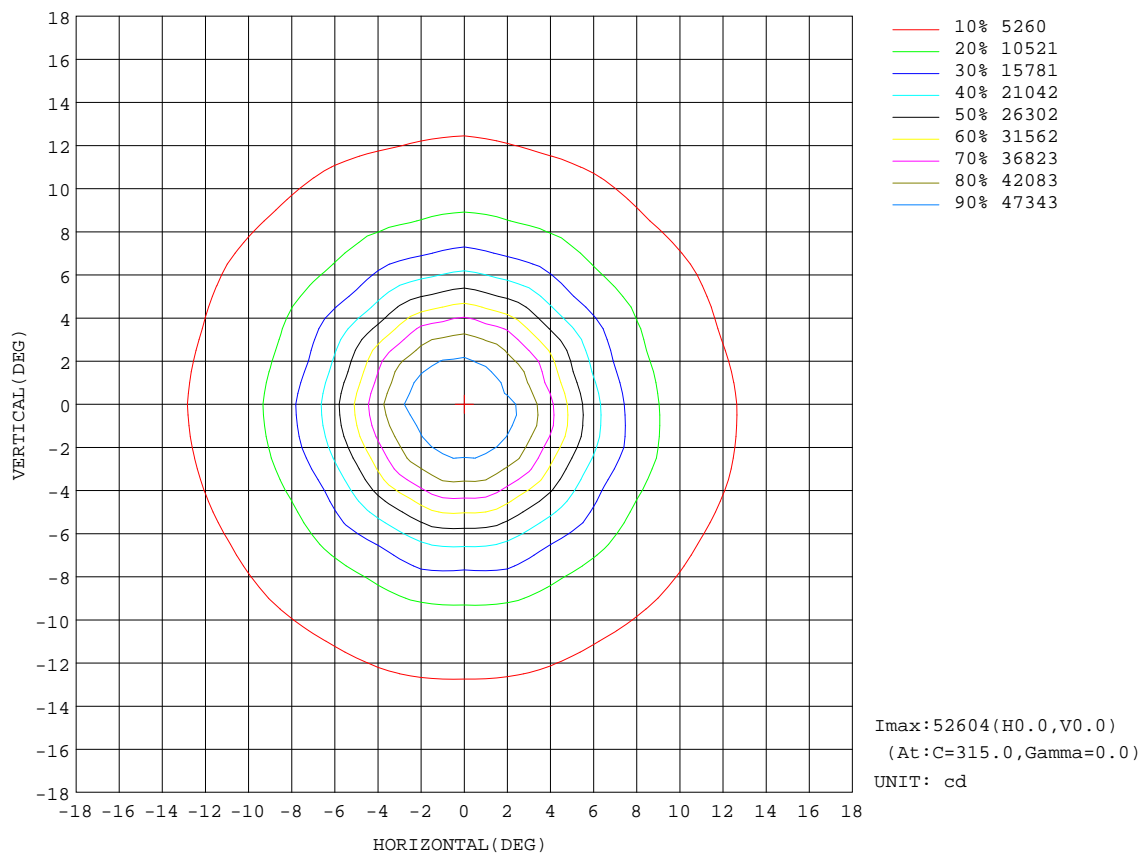
REFLECTANCE										
Ceiling	0.8	0.8	0.8	0.7	0.7	0.7	0.5	0.5	0.5	0
Walls	0.7	0.5	0.3	0.7	0.5	0.3	0.7	0.5	0.3	0
Working plane	0.2	0.2	0.2	0.2	0.2	0.2	0.2	0.2	0.2	0
ROOM INDEX	UTILIZATION FACTORS(PERCENT) $k(RI) \times RCR = 5$									
$k = 0.60$	89	83	79	88	83	79	87	82	79	75
0.80	96	90	87	95	90	87	94	89	86	82
1.00	100	94	91	99	94	90	97	93	90	86
1.25	103	98	95	102	98	94	100	96	93	89
1.50	106	101	98	104	100	97	102	99	96	91
2.00	108	104	101	107	103	100	104	101	98	93
2.50	110	106	103	108	105	102	105	102	100	93
3.00	111	108	105	109	106	104	105	103	101	94
4.00	113	111	108	111	109	107	107	105	104	96
5.00	115	112	110	112	110	109	108	106	105	97
ROOM INDEX	UF(total)									Direct
According to DIN EN 13032-2 2004			Suspended					SHRNOM = 1.25		

C Range: 0 - 360DEG  
C Interval: 15.0DEG  
Test Speed: HIGH  
Temperature:25.3DEG  
Operators:ZhangXiao  
Test Date:2016-08-01

$\gamma$  Range: 0 - 180DEG  
 $\gamma$  Interval: 1.0DEG  
 $\gamma$  Test System:EVERFINE GO-2000B\_V1 SYSTEM V2.0.265  
Humidity:65.0%  
Test Distance:6.610m [K=1.0000]  
Remarks:

### ISOCANDELA DIAGRAM

Test:U:226.6V I:0.1810A P:38.90W PF:0.9490 Lamp Flux:4282.99x1 lm		
NAME:	TYPE:	WEIGHT:
DIM.:	SPEC.:	SERIAL No.:
MFR.: Rayconn	SUR.:	PROTECTION ANGLE:



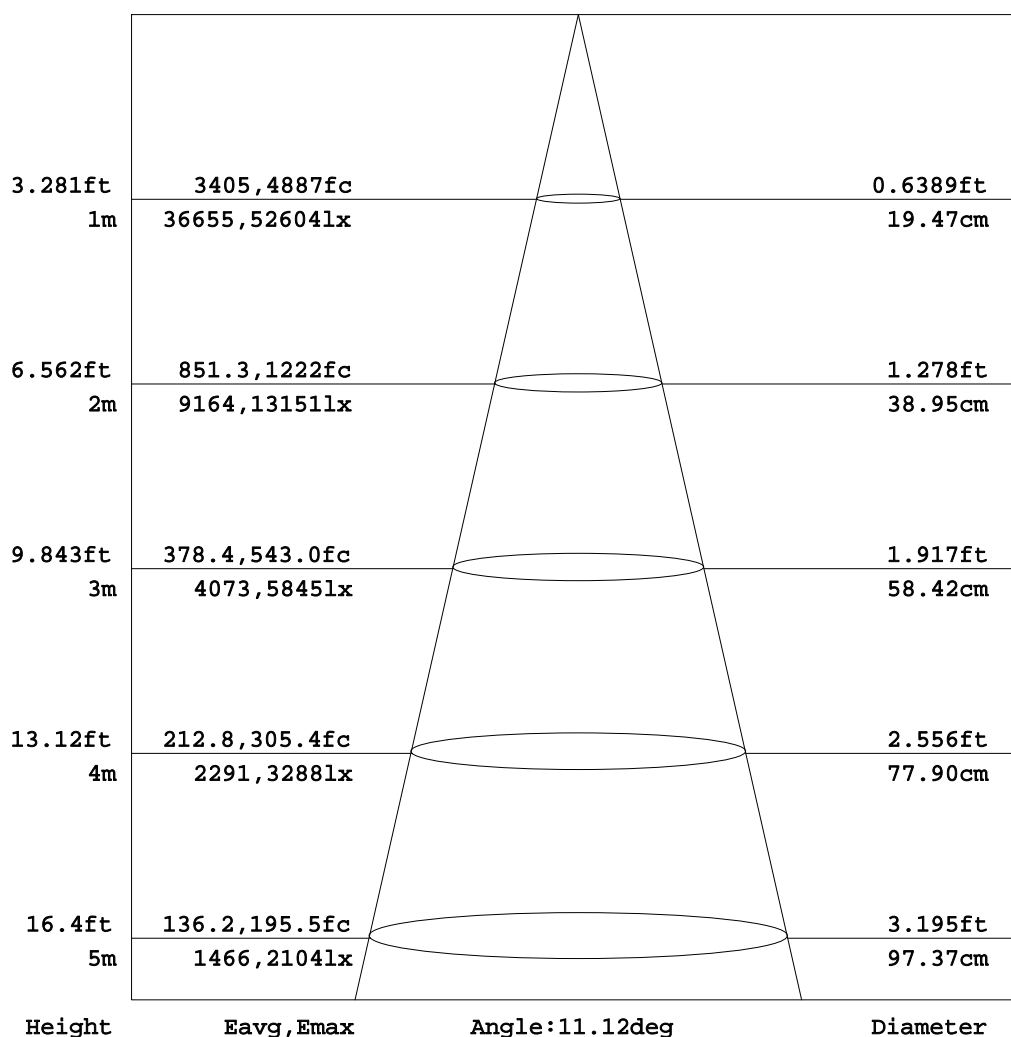
C Range: 0 - 360DEG  
C Interval: 15.0DEG  
Test Speed: HIGH  
Temperature: 25.3DEG  
Operators: ZhangXiao  
Test Date: 2016-08-01

γ Range: 0 - 180DEG  
γ Interval: 1.0DEG  
Test System: EVERFINE GO-2000B\_V1 SYSTEM V2.0.265  
Humidity: 65.0%  
Test Distance: 6.610m [K=1.0000]  
Remarks:

### AAI Figure

Test:U:226.6V I:0.1810A P:38.90W PF:0.9490 Lamp Flux:4282.99x1 lm		
NAME:	TYPE:	WEIGHT:
DIM.:	SPEC.:	SERIAL No.:
MFR.: Rayconn	SUR.:	PROTECTION ANGLE:

Flux out:1272 lm



Note: The Curves indicate the illuminated area and the average illumination when the luminaire is at different distance.

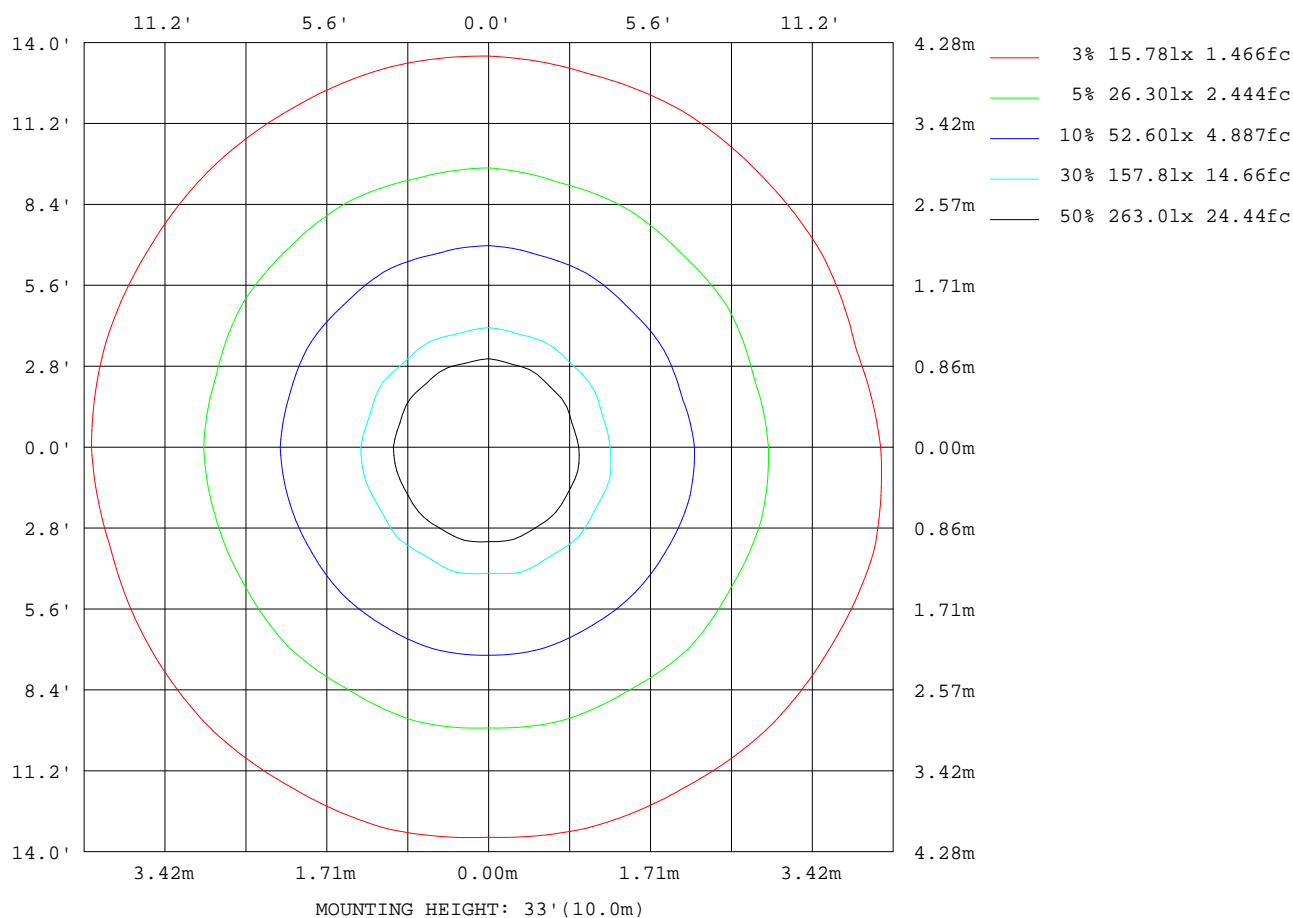
C Range: 0 - 360DEG  
C Interval: 15.0DEG  
Test Speed: HIGH  
Temperature: 25.3DEG  
Operators: ZhangXiao  
Test Date: 2016-08-01

γ Range: 0 - 180DEG  
γ Interval: 1.0DEG  
Test System: EVERFINE GO-2000B\_V1 SYSTEM V2.0.265  
Humidity: 65.0%  
Test Distance: 6.610m [K=1.0000]  
Remarks:



### ISOLUX DIAGRAM

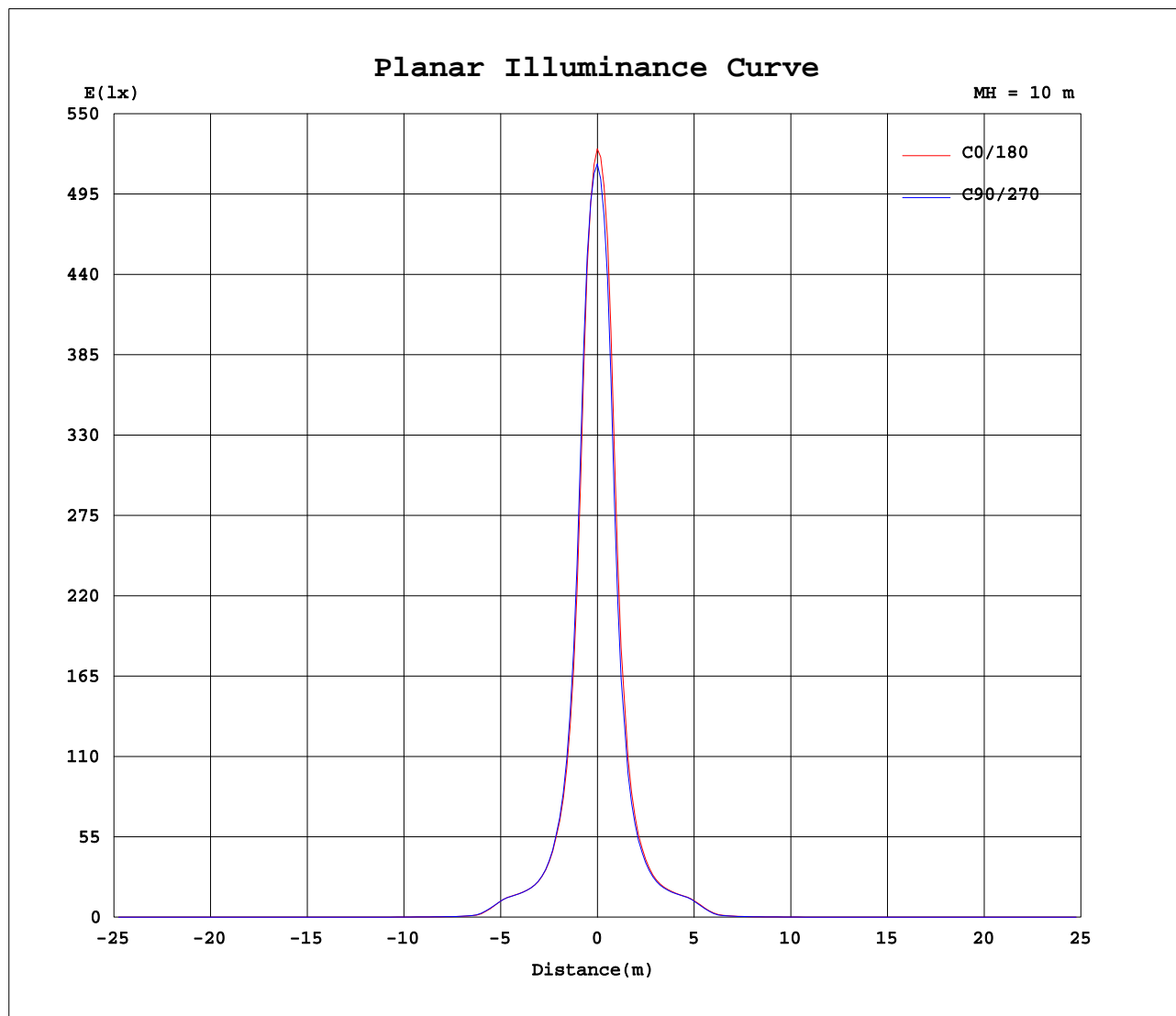
Test:U:226.6V I:0.1810A P:38.90W PF:0.9490 Lamp Flux:4282.99x1 lm		
NAME:	TYPE:	WEIGHT:
DIM.:	SPEC.:	SERIAL No.:
MFR.: Rayconn	SUR.:	PROTECTION ANGLE:



C Range: 0 - 360DEG  
C Interval: 15.0DEG  
Test Speed: HIGH  
Temperature: 25.3DEG  
Operators: ZhangXiao  
Test Date: 2016-08-01

γ Range: 0 - 180DEG  
γ Interval: 1.0DEG  
Test System: EVERFINE GO-2000B\_V1 SYSTEM V2.0.265  
Humidity: 65.0%  
Test Distance: 6.610m [K=1.0000]  
Remarks:

## Planar Illuminance Curve



C Range: 0 - 360DEG  
C Interval: 15.0DEG  
Test Speed: HIGH  
Temperature: 25.3DEG  
Operators: ZhangXiao  
Test Date: 2016-08-01

$\gamma$  Range: 0 - 180DEG  
 $\gamma$  Interval: 1.0DEG  
Test System: EVERFINE GO-2000B\_V1 SYSTEM V2.0.265  
Humidity: 65.0%  
Test Distance: 6.610m [K=1.0000]  
Remarks:

# LUMINOUS DISTRIBUTION INTENSITY DATA

Test:U:226.6V I:0.1810A P:38.90W PF:0.9490 Lamp Flux:4282.99x1 lm																			
NAME:										TYPE:					WEIGHT:				
DIM.:										SPEC.:					SERIAL No.:				
MFR.: Rayconn										SUR.:					PROTECTION ANGLE:				

Table--1

UNIT: x10cd

C(DEG) γ (DEG)	0	15	30	45	60	75	90	105	120	135	150	165	180	195	210	225	240	255	270
0	5169	5169	5169	5169	5169	5169	5169	5169	5169	5169	5169	5169	5169	5169	5169	5169	5169	5169	5169
5	2920	3046	3003	3145	3103	3249	3191	3302	3203	3290	3174	3248	3178	3014	3075	2912	2966	2828	2903
10	833	870	853	889	875	917	892	917	880	902	870	892	881	838	857	812	833	795	823
15	352	359	351	362	356	367	363	374	361	370	360	368	369	355	369	360	366	351	357
20	220	225	225	228	225	227	223	227	225	228	228	227	225	225	226	223	224	224	224
25	178	185	183	184	182	185	181	185	185	186	184	185	181	180	177	179	182	181	182
30	61.0	63.1	62.8	67.4	66.8	71.8	67.8	70.1	67.4	72.0	68.6	71.3	68.0	63.3	63.8	59.7	62.7	60.7	63.8
35	12.5	12.7	12.5	14.1	13.6	14.4	13.4	14.4	13.6	14.6	13.7	14.9	15.1	14.1	14.7	13.2	13.6	12.8	13.7
40	6.82	6.56	6.49	6.98	7.44	7.22	7.12	7.16	7.33	7.26	7.28	7.31	7.38	7.30	7.20	7.18	7.04	7.24	7.17
45	3.80	4.02	4.05	4.43	4.43	4.40	4.16	4.37	4.30	4.40	4.23	4.35	4.29	4.18	4.25	4.09	4.09	3.81	3.87
50	2.02	2.03	2.04	2.06	2.04	2.06	2.08	2.16	2.15	2.15	2.12	2.16	2.07	2.05	2.10	2.06	2.00	1.94	1.95
55	1.67	1.65	1.65	1.65	1.65	1.64	1.65	1.68	1.68	1.67	1.69	1.72	1.63	1.61	1.63	1.64	1.59	1.56	1.56
60	1.58	1.57	1.57	1.55	1.55	1.53	1.53	1.54	1.54	1.55	1.57	1.59	1.51	1.51	1.51	1.50	1.49	1.49	1.49
65	1.55	1.56	1.56	1.55	1.55	1.52	1.52	1.52	1.54	1.55	1.57	1.57	1.52	1.51	1.50	1.50	1.49	1.49	1.49
70	1.51	1.52	1.52	1.51	1.50	1.49	1.48	1.49	1.50	1.51	1.52	1.53	1.48	1.47	1.47	1.47	1.47	1.46	1.45
75	1.38	1.39	1.39	1.39	1.38	1.38	1.37	1.38	1.38	1.39	1.39	1.39	1.36	1.36	1.36	1.36	1.35	1.34	1.33
80	1.33	1.33	1.33	1.34	1.33	1.32	1.32	1.32	1.33	1.33	1.33	1.33	1.30	1.29	1.29	1.30	1.28	1.28	1.27
85	1.21	1.21	1.23	1.27	1.24	1.22	1.22	1.21	1.21	1.21	1.21	1.21	1.22	1.22	1.23	1.29	1.22	1.21	1.20
90	0.90	0.91	0.93	1.02	0.95	0.95	0.94	0.95	0.92	0.94	0.92	0.93	1.08	1.07	1.10	1.20	1.10	1.07	1.08
95	0.68	0.68	0.70	0.77	0.72	0.69	0.70	0.69	0.69	0.69	0.68	0.68	1.07	1.08	1.11	1.16	1.09	1.08	1.08
100	0.56	0.56	0.57	0.59	0.58	0.56	0.56	0.56	0.56	0.56	0.56	0.56	1.08	1.08	1.09	1.11	1.09	1.08	1.08
105	0.69	0.68	0.69	0.68	0.69	0.67	0.68	0.67	0.67	0.67	0.67	0.66	1.10	1.10	1.10	1.11	1.10	1.10	1.09
110	0.89	0.88	0.88	0.88	0.88	0.87	0.87	0.87	0.87	0.87	0.87	0.86	1.14	1.14	1.14	1.15	1.14	1.14	1.14
115	0.9867	0.98	0.98	0.98	0.98	0.98	0.98	0.97	0.97	0.97	0.97	0.97	1.20	1.20	1.20	1.21	1.20	1.21	1.20
120	1.09	1.08	1.08	1.08	1.08	1.07	1.07	1.07	1.07	1.07	1.07	1.06	1.30	1.30	1.30	1.31	1.30	1.31	1.30
125	1.30	1.28	1.29	1.27	1.28	1.27	1.27	1.26	1.27	1.26	1.27	1.26	1.50	1.51	1.50	1.52	1.51	1.52	1.51
130	1.79	1.76	1.77	1.74	1.75	1.73	1.74	1.72	1.74	1.72	1.74	1.72	1.91	1.93	1.92	1.94	1.93	1.96	1.94
135	2.52	2.49	2.50	2.47	2.48	2.45	2.47	2.45	2.46	2.45	2.47	2.45	2.55	2.56	2.56	2.58	2.57	2.60	2.58
140	3.03	3.02	3.02	3.01	3.01	3.00	3.00	2.99	3.00	3.00	3.00	3.00	3.06	3.06	3.06	3.07	3.07	3.08	3.07
145	3.30	3.30	3.30	3.29	3.29	3.29	3.28	3.28	3.28	3.28	3.28	3.28	3.35	3.35	3.35	3.36	3.35	3.37	3.35
150	3.48	3.48	3.48	3.48	3.47	3.47	3.47	3.47	3.47	3.47	3.47	3.47	3.54	3.54	3.54	3.54	3.54	3.55	3.54
155	3.62	3.62	3.61	3.61	3.61	3.61	3.60	3.61	3.60	3.61	3.60	3.60	3.67	3.66	3.66	3.66	3.66	3.66	3.65
160	3.71	3.71	3.70	3.71	3.70	3.70	3.70	3.70	3.70	3.70	3.70	3.70	3.74	3.72	3.73	3.73	3.72	3.73	3.72
165	3.76	3.76	3.75	3.76	3.75	3.76	3.75	3.76	3.75	3.76	3.75	3.75	3.78	3.76	3.77	3.76	3.76	3.76	3.76
170	3.74	3.75	3.74	3.75	3.74	3.75	3.74	3.75	3.74	3.75	3.73	3.74	3.77	3.75	3.76	3.75	3.76	3.75	3.75
175	3.48	3.50	3.48	3.51	3.49	3.51	3.49	3.50	3.48	3.49	3.47	3.48	3.57	3.54	3.55	3.54	3.54	3.52	3.52
180	3.24	3.25	3.24	3.25	3.23	3.24	3.22	3.22	3.21	3.21	3.20	3.20	3.26	3.24	3.25	3.24	3.24	3.23	3.23

C Range: 0 - 360DEG  
C Interval: 15.0DEG  
Test Speed: HIGH  
Temperature:25.3DEG  
Operators:ZhangXiao  
Test Date:2016-08-01

γ Range: 0 - 180DEG  
γ Interval: 1.0DEG  
Test System:EVERFINE GO-2000B\_V1 SYSTEM V2.0.265  
Humidity:65.0%  
Test Distance:6.610m [K=1.0000]  
Remarks:

# LUMINOUS DISTRIBUTION INTENSITY DATA

Test:U:226.6V I:0.1810A P:38.90W PF:0.9490 Lamp Flux:4282.99x1 lm					
NAME:			TYPE:		WEIGHT:
DIM.:			SPEC.:		SERIAL No.:
MFR.: Rayconn			SUR.:		PROTECTION ANGLE:

Table--2

UNIT: x10cd

C(DEC) γ (DEC)	285	300	315	330	345														
0	5169	5169	5169	5169	5169														
5	2794	2895	2807	2922	2833														
10	792	821	788	827	805														
15	340	347	340	353	346														
20	220	222	220	223	219														
25	182	181	178	178	176														
30	61.1	62.2	59.1	61.7	59.5														
35	12.8	13.6	12.5	12.9	12.3														
40	7.16	7.00	6.77	6.69	6.59														
45	3.73	3.79	3.60	3.67	3.57														
50	1.92	1.93	1.90	1.93	1.91														
55	1.56	1.56	1.54	1.55	1.58														
60	1.50	1.49	1.48	1.47	1.49														
65	1.49	1.48	1.48	1.47	1.48														
70	1.45	1.44	1.44	1.44	1.45														
75	1.33	1.32	1.33	1.33	1.34														
80	1.27	1.26	1.28	1.28	1.29														
85	1.21	1.20	1.22	1.22	1.23														
90	1.07	1.07	1.07	1.07	1.09														
95	1.08	1.07	1.08	1.07	1.08														
100	1.08	1.08	1.08	1.08	1.09														
105	1.10	1.09	1.10	1.10	1.11														
110	1.15	1.14	1.14	1.14	1.15														
115	1.21	1.20	1.21	1.20	1.21														
120	1.32	1.31	1.31	1.30	1.31														
125	1.53	1.51	1.52	1.51	1.52														
130	1.96	1.94	1.96	1.94	1.96														
135	2.60	2.58	2.60	2.58	2.60														
140	3.08	3.07	3.09	3.07	3.08														
145	3.36	3.35	3.37	3.36	3.36														
150	3.54	3.54	3.55	3.54	3.54														
155	3.66	3.65	3.66	3.65	3.66														
160	3.73	3.72	3.72	3.72	3.72														
165	3.76	3.76	3.76	3.76	3.76														
170	3.75	3.75	3.75	3.74	3.74														
175	3.51	3.51	3.50	3.51	3.50														
180	3.22	3.21	3.21	3.20	3.19														

C Range: 0 - 360DEG  
C Interval: 15.0DEG  
Test Speed: HIGH  
Temperature:25.3DEG  
Operators:ZhangXiao  
Test Date:2016-08-01

γ Range: 0 - 180DEG  
γ Interval: 1.0DEG  
γ Test System:EVERFINE GO-2000B\_V1 SYSTEM V2.0.265  
Humidity:65.0%  
Test Distance:6.610m [K=1.0000]  
Remarks: