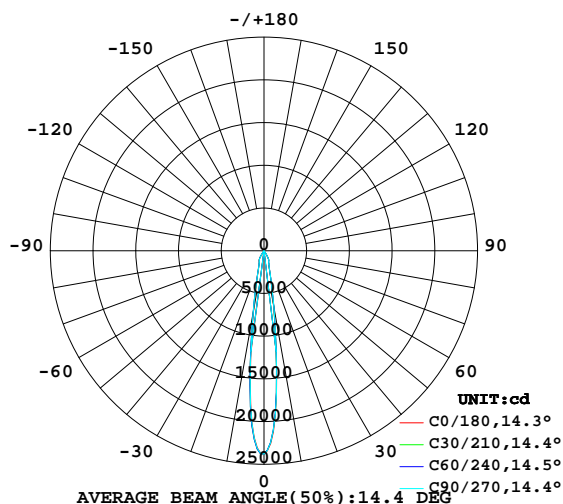


## LUMINAIRE PHOTOMETRIC TEST REPORT

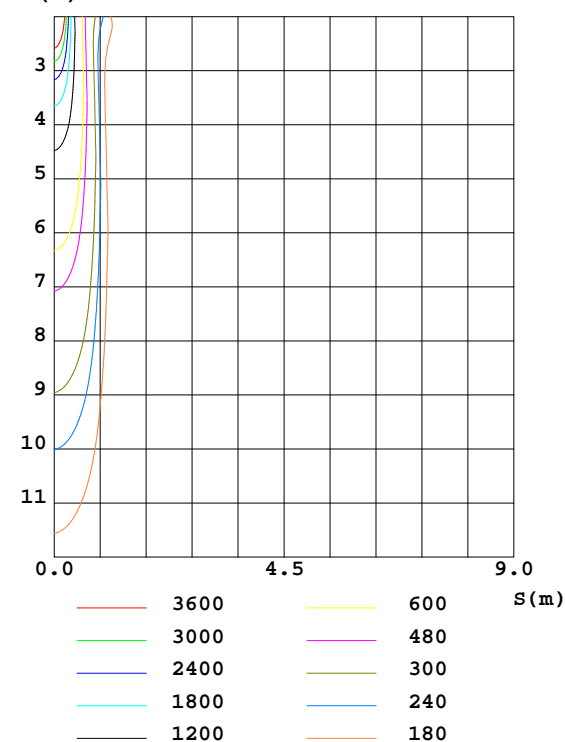
Test:U:226.6V I:0.1270A P:27.70W PF:0.9600 Lamp Flux:3130.84x1 lm		
NAME:	TYPE:	WEIGHT:
DIM.:	SPEC.:	SERIAL No.:
MFR.: Rayconn	SUR.:	PROTECTION ANGLE:

DATA OF LAMP		PHOTOMETRIC DATA Eff: 113.03 lm/W			
MODEL	TL31-30W-840-W-15	Imax(cd)	23795	S/MH(C0/180)	0.24
NOMINAL POWER(W)	28	LOR(%)	100.0	S/MH(C90/270)	0.24
RATED VOLTAGE(V)	226	TOTAL FLUX(lm)	3130.8	η UP,DN(C0-180)	1.2,48.0
NOMINAL FLUX(lm)	3130.84	CIE CLASS	DIRECT	η UP,DN(C180-360)	1.4,49.4
LAMPS INSIDE	1	η up(%)	2.6	CIBSE SHR NOM	0.00
TEST VOLTAGE(V)	226.6	η down(%)	97.4	CIBSE SHR MAX	1.00

LUMINOUS INTENSITY DISTRIBUTION DIAGRAM



C0 PLANE ISOLUX DIAGRAM (UNIT:lx)



C Range: 0 - 360DEG  
 C Interval: 15.0DEG  
 Test Speed: HIGH  
 Temperature:25.3DEG  
 Operators:ZhangXiao  
 Test Date:2016-08-16

γ Range: 0 - 180DEG  
 γ Interval: 1.0DEG  
 Test System:EVERFINE GO-2000B\_V1 SYSTEM V2.0.265  
 Humidity:65.0%  
 Test Distance:6.590m [K=1.0000]  
 Remarks:

## ZONAL FLUX DIAGRAM

### ZONAL FLUX DIAGRAM:

γ	C0	C45	C90	C135	C180	C225	C270	C315	γ	Φ zone	Φ total	%lum, lamp
10	665.0	669.4	676.6	692.9	709.7	710.7	725.2	676.1	0- 10	1280	1280	40.9,40.9
20	165.2	167.3	168.6	170.7	172.0	172.3	170.5	165.7	10- 20	874.3	2155	68.8,68.8
30	94.10	95.25	94.50	99.30	102.3	99.94	100.5	94.39	20- 30	613.1	2768	88.4,88.4
40	5.361	5.405	5.383	5.876	5.961	6.537	6.570	5.648	30- 40	219.1	2987	95.4,95.4
50	1.221	1.299	1.369	1.249	1.243	1.321	1.369	1.224	40- 50	19.85	3007	96,96
60	1.220	1.219	1.244	1.189	1.161	1.221	1.206	1.176	50- 60	10.64	3017	96.4,96.4
70	1.042	1.032	1.044	1.040	1.035	1.055	1.069	1.026	60- 70	11.83	3029	96.8,96.8
80	0.8933	0.8904	0.9080	0.8856	0.8699	0.8827	0.8832	0.8954	70- 80	10.01	3039	97.1,97.1
90	0.6264	0.6249	0.6260	0.6556	0.7537	0.7520	0.7531	0.8590	80- 90	8.849	3048	97.4,97.4
100	0.4534	0.4535	0.4562	0.4645	0.7718	0.7716	0.7705	0.7845	90-100	7.070	3055	97.6,97.6
110	0.6579	0.6522	0.6573	0.6512	0.8427	0.8430	0.8420	0.8459	100-110	7.093	3062	97.8,97.8
120	0.8453	0.8384	0.8442	0.8366	0.9885	0.9897	0.9880	0.9957	110-120	8.200	3070	98.1,98.1
130	1.354	1.345	1.354	1.322	1.431	1.432	1.430	1.453	120-130	9.878	3080	98.4,98.4
140	2.143	2.135	2.141	2.121	2.160	2.157	2.156	2.179	130-140	13.78	3094	98.8,98.8
150	2.482	2.479	2.483	2.475	2.530	2.517	2.517	2.534	140-150	14.77	3109	99.3,99.3
160	2.637	2.634	2.638	2.631	2.654	2.650	2.653	2.656	150-160	11.92	3121	99.7,99.7
170	2.663	2.664	2.667	2.676	2.701	2.694	2.700	2.693	160-170	7.604	3128	99.9,99.9
180	2.433	2.447	2.451	2.451	2.440	2.443	2.453	2.450	170-180	2.477	3131	100,100
DEG	LUMINOUS INTENSITY:×10cd									UNIT:lm		

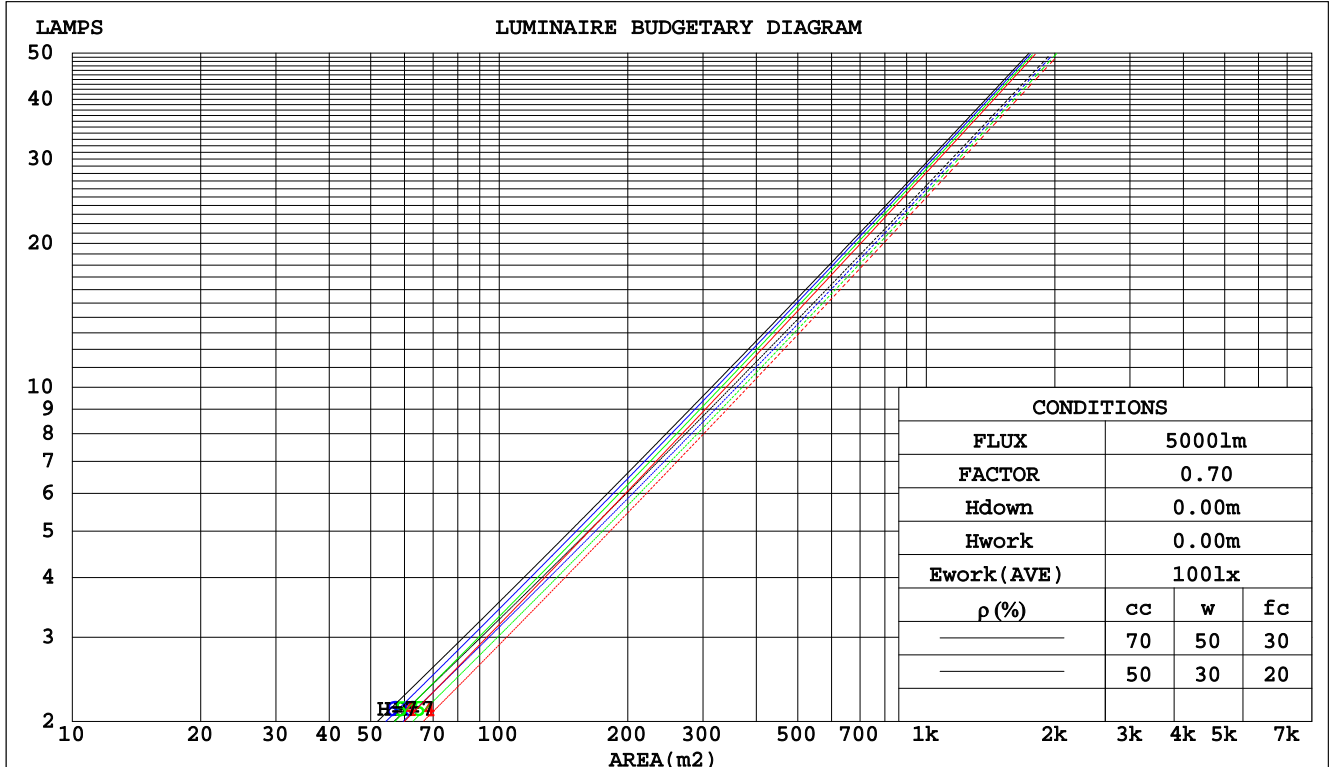
C Range: 0 - 360DEG  
C Interval: 15.0DEG  
Test Speed: HIGH  
Temperature:25.3DEG  
Operators:ZhangXiao  
Test Date:2016-08-16

γ Range: 0 - 180DEG  
γ Interval: 1.0DEG  
Test System:EVERFINE GO-2000B\_V1 SYSTEM V2.0.265  
Humidity:65.0%  
Test Distance:6.590m [K=1.0000]  
Remarks:

## CU AND LUMINAIRE BUDGETARY ESTIMATE DIAGRAM

Test:U:226.6V I:0.1270A P:27.70W PF:0.9600 Lamp Flux:3130.84x1 lm		
NAME:	TYPE:	WEIGHT:
DIM.:	SPEC.:	SERIAL No.:
MFR.: Rayconn	SUR.:	PROTECTION ANGLE:

pcc	80%			70%			50%			30%			10%			0
pw	50%	30%	10%	50%	30%	10%	50%	30%	10%	50%	30%	10%	50%	30%	10%	0
pfc	20%			20%			20%			20%			20%			0
RCR	RCR:Room Cavity Ratio						Coefficients of Utilization(CU)									
0.0	1.18	1.18	1.18	1.15	1.15	1.15	1.10	1.10	1.10	1.04	1.04	1.04	.00	.00	.00	.97
1.0	1.12	1.10	1.08	1.09	1.08	1.06	1.05	1.04	1.02	1.01	.00	.99	.97	.96	.95	.94
2.0	1.06	1.03	1.00	1.04	1.01	.99	1.01	.98	.97	.97	.96	.94	.94	.93	.92	.90
3.0	1.01	.98	.95	.00	.96	.94	.97	.94	.92	.94	.92	.90	.92	.90	.88	.87
4.0	.97	.93	.90	.96	.92	.89	.94	.90	.88	.91	.89	.87	.89	.87	.85	.84
5.0	.93	.89	.86	.92	.88	.85	.90	.87	.84	.89	.86	.84	.87	.85	.83	.81
6.0	.90	.86	.83	.89	.85	.82	.88	.84	.81	.86	.83	.81	.85	.82	.80	.79
7.0	.87	.83	.80	.86	.82	.79	.85	.81	.79	.84	.81	.78	.82	.80	.78	.77
8.0	.84	.80	.77	.84	.80	.77	.83	.79	.76	.81	.78	.76	.80	.78	.76	.74
9.0	.82	.78	.75	.81	.77	.75	.80	.77	.74	.79	.76	.74	.78	.76	.73	.73
10.0	.79	.75	.73	.79	.75	.72	.78	.75	.72	.77	.74	.72	.77	.74	.72	.71



C Range: 0 - 360DEG  
C Interval: 15.0DEG  
Test Speed: HIGH  
Temperature:25.3DEG  
Operators:ZhangXiao  
Test Date:2016-08-16

γ Range: 0 - 180DEG  
γ Interval: 1.0DEG  
Test System:EVERFINE GO-2000B\_V1 SYSTEM V2.0.265  
Humidity:65.0%  
Test Distance:6.590m [K=1.0000]  
Remarks:

# WEC AND CCEC

Test:U:226.6V I:0.1270A P:27.70W PF:0.9600 Lamp Flux:3130.84x1 lm									
NAME:				TYPE:				WEIGHT:	
DIM.:				SPEC.:				SERIAL No.:	
MFR.: Rayconn				SUR.:				PROTECTION ANGLE:	

pcc	80%			70%			50%			30%			10%			0	
pw	50%	30%	10%	50%	30%	10%	50%	30%	10%	50%	30%	10%	50%	30%	10%	0	
pfc	20%			20%			20%			20%			20%			0	
RCR	RCR:Room Cavity Ratio						Wall Exitance Coefficients(WEC)										
0.0																	
1.0	.146	.083	.026	.139	.079	.025	.125	.072	.023	.112	.065	.021	.100	.058	.019		
2.0	.135	.074	.023	.128	.071	.022	.117	.065	.020	.106	.059	.019	.096	.054	.017		
3.0	.125	.066	.020	.120	.064	.019	.110	.059	.018	.101	.055	.017	.092	.051	.016		
4.0	.117	.061	.018	.112	.059	.017	.104	.055	.016	.096	.051	.016	.089	.048	.015		
5.0	.110	.056	.016	.106	.054	.016	.098	.051	.015	.092	.048	.014	.085	.046	.014		
6.0	.103	.052	.015	.100	.051	.015	.094	.048	.014	.088	.046	.013	.082	.043	.013		
7.0	.098	.048	.014	.095	.047	.013	.089	.045	.013	.084	.043	.013	.079	.041	.012		
8.0	.093	.045	.013	.090	.045	.013	.085	.043	.012	.081	.041	.012	.076	.039	.011		
9.0	.089	.043	.012	.086	.042	.012	.082	.040	.011	.078	.039	.011	.074	.037	.011		
10.0	.085	.041	.011	.083	.040	.011	.079	.038	.011	.075	.037	.011	.071	.036	.010		

pcc	80%			70%			50%			30%			10%			0	
pw	50%	30%	10%	50%	30%	10%	50%	30%	10%	50%	30%	10%	50%	30%	10%	0	
pfc	20%			20%			20%			20%			20%			0	
RCR	RCR:Room Cavity Ratio						Ceiling Cavity Exitance Coefficients(CCEC)										
0.0	.211	.211	.211	.180	.180	.180	.123	.123	.123	.071	.071	.071	.023	.023	.023		
1.0	.189	.178	.168	.162	.153	.144	.111	.105	.100	.064	.061	.058	.020	.020	.019		
2.0	.172	.153	.137	.147	.132	.119	.101	.091	.083	.058	.053	.049	.019	.017	.016		
3.0	.157	.134	.115	.135	.115	.100	.092	.080	.070	.053	.047	.041	.017	.015	.014		
4.0	.145	.119	.099	.124	.103	.086	.085	.071	.060	.049	.042	.036	.016	.014	.012		
5.0	.135	.107	.086	.116	.092	.075	.080	.064	.053	.046	.038	.031	.015	.012	.010		
6.0	.126	.097	.076	.108	.084	.066	.075	.059	.047	.043	.034	.028	.014	.011	.009		
7.0	.118	.089	.068	.102	.077	.059	.070	.054	.042	.041	.032	.025	.013	.010	.008		
8.0	.112	.082	.061	.096	.071	.054	.066	.050	.038	.039	.029	.023	.013	.010	.007		
9.0	.106	.076	.056	.091	.066	.049	.063	.047	.035	.037	.027	.021	.012	.009	.007		
10.0	.101	.072	.052	.087	.062	.045	.060	.044	.032	.035	.026	.019	.011	.008	.006		

C Range: 0 - 360DEG  
C Interval: 15.0DEG  
Test Speed: HIGH  
Temperature:25.3DEG  
Operators:ZhangXiao  
Test Date:2016-08-16

γ Range: 0 - 180DEG  
γ Interval: 1.0DEG  
Test System:EVERFINE GO-2000B\_V1 SYSTEM V2.0.265  
Humidity:65.0%  
Test Distance:6.590m [K=1.0000]  
Remarks:

### Uncorrected UGR Table

Test:U:226.6V I:0.1270A P:27.70W PF:0.9600 Lamp Flux:3130.84x1 lm											
NAME:					TYPE:			WEIGHT:			
DIM.:					SPEC.:			SERIAL No.:			
MFR.: Rayconn					SUR.:			PROTECTION ANGLE:			
ceiling/cavity	0.7	0.7	0.5	0.5	0.3	0.7	0.7	0.5	0.5	0.3	
walls	0.5	0.3	0.5	0.3	0.3	0.5	0.3	0.5	0.3	0.3	
working plane	0.2	0.2	0.2	0.2	0.2	0.2	0.2	0.2	0.2	0.2	
Room dimensions		Viewed crosswise					Viewed endwise				
x = 2H y = 2H	2H	13.9	14.5	14.1	14.7	14.9	13.6	14.3	13.8	14.5	14.6
	3H	14.0	14.6	14.3	14.8	15.1	13.7	14.3	14.0	14.6	14.8
	4H	14.1	14.7	14.4	15.0	15.2	13.9	14.5	14.2	14.7	15.0
	6H	14.4	15.0	14.8	15.3	15.6	14.2	14.8	14.5	15.1	15.3
	8H	14.7	15.2	15.0	15.5	15.8	14.5	15.0	14.8	15.3	15.6
	12H	15.0	15.5	15.4	15.8	16.2	14.8	15.4	15.2	15.7	16.0
4H	2H	13.7	14.3	14.0	14.6	14.8	13.5	14.0	13.8	14.3	14.6
	3H	13.9	14.5	14.3	14.8	15.1	13.7	14.2	14.0	14.5	14.8
	4H	14.2	14.7	14.6	15.0	15.4	14.0	14.5	14.4	14.8	15.2
	6H	14.7	15.1	15.1	15.5	15.9	14.5	15.0	15.0	15.3	15.7
	8H	15.1	15.5	15.5	15.9	16.3	15.0	15.4	15.4	15.8	16.2
	12H	15.7	16.0	16.1	16.4	16.9	15.5	15.9	16.0	16.3	16.7
8H	4H	14.3	14.7	14.7	15.1	15.5	14.1	14.5	14.5	14.9	15.3
	6H	15.0	15.3	15.5	15.8	16.2	14.9	15.2	15.3	15.6	16.1
	8H	15.6	15.9	16.1	16.3	16.8	15.5	15.8	16.0	16.2	16.7
	12H	16.4	16.6	16.9	17.1	17.6	16.3	16.5	16.8	17.0	17.5
12H	4H	14.3	14.7	14.7	15.1	15.5	14.1	14.5	14.5	14.9	15.3
	6H	15.1	15.4	15.6	15.9	16.3	15.0	15.3	15.5	15.7	16.2
	8H	15.8	16.0	16.3	16.5	17.0	15.7	15.9	16.2	16.4	16.9
Variations with the observer position at spacings:											
S = 1.0H	+ 0.7 / - 0.5					+ 0.7 / - 0.4					
1.5H	+ 1.6 / - 0.4					+ 1.5 / - 0.4					
2.0H	+ 0.3 / - 0.3					+ 0.3 / - 0.3					

CIE Pub.117 Corrected 3131 lm Total Lamp Luminous Flux.(8log(F/F0) = 4.0)

C Range: 0 - 360DEG  
C Interval: 15.0DEG  
Test Speed: HIGH  
Temperature:25.3DEG  
Operators:ZhangXiao  
Test Date:2016-08-16

γ Range: 0 - 180DEG  
γ Interval: 1.0DEG  
Test System:EVERFINE GO-2000B\_V1 SYSTEM V2.0.265  
Humidity:65.0%  
Test Distance:6.590m [K=1.0000]  
Remarks:

### UTILIZATION FACTORS TABLE

Test:U:226.6V I:0.1270A P:27.70W PF:0.9600 Lamp Flux:3130.84x1 lm		
NAME:	TYPE:	WEIGHT:
DIM.:	SPEC.:	SERIAL No.:
MFR.: Rayconn	SUR.:	PROTECTION ANGLE:

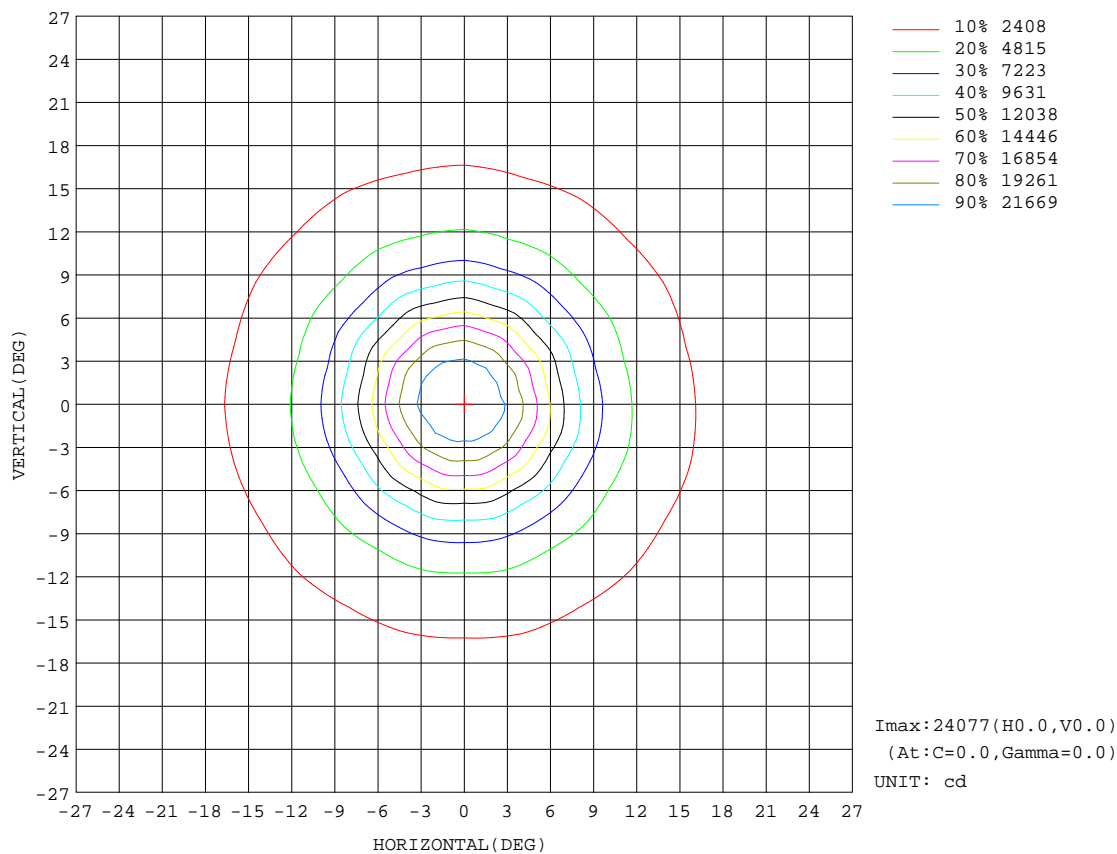
REFLECTANCE										
Ceiling	0.8	0.8	0.8	0.7	0.7	0.7	0.5	0.5	0.5	0
Walls	0.7	0.5	0.3	0.7	0.5	0.3	0.7	0.5	0.3	0
Working plane	0.2	0.2	0.2	0.2	0.2	0.2	0.2	0.2	0.2	0
ROOM INDEX	UTILIZATION FACTORS(PERCENT) $k(RI) \times RCR = 5$									
k = 0.60	89	83	79	88	83	79	87	82	79	76
0.80	96	90	87	95	90	87	94	89	86	83
1.00	100	94	91	99	94	91	97	93	90	86
1.25	103	98	95	102	98	95	100	96	94	89
1.50	106	101	98	104	100	97	102	99	96	91
2.00	108	104	101	107	103	100	104	101	98	93
2.50	110	106	103	108	105	102	105	102	100	93
3.00	111	108	105	109	106	104	106	103	101	94
4.00	113	111	108	111	109	107	107	105	104	96
5.00	115	112	111	112	110	109	108	106	105	97
ROOM INDEX	UF(total)									Direct
According to DIN EN 13032-2 2004			Suspended					SHRNOM = 1.25		

C Range: 0 - 360DEG  
C Interval: 15.0DEG  
Test Speed: HIGH  
Temperature:25.3DEG  
Operators:ZhangXiao  
Test Date:2016-08-16

$\gamma$  Range: 0 - 180DEG  
 $\gamma$  Interval: 1.0DEG  
 $\gamma$  Test System:EVERFINE GO-2000B\_V1 SYSTEM V2.0.265  
Humidity:65.0%  
Test Distance:6.590m [K=1.0000]  
Remarks:

### ISOCANDELA DIAGRAM

Test:U:226.6V I:0.1270A P:27.70W PF:0.9600 Lamp Flux:3130.84x1 lm		
NAME:	TYPE:	WEIGHT:
DIM.:	SPEC.:	SERIAL No.:
MFR.: Rayconn	SUR.:	PROTECTION ANGLE:



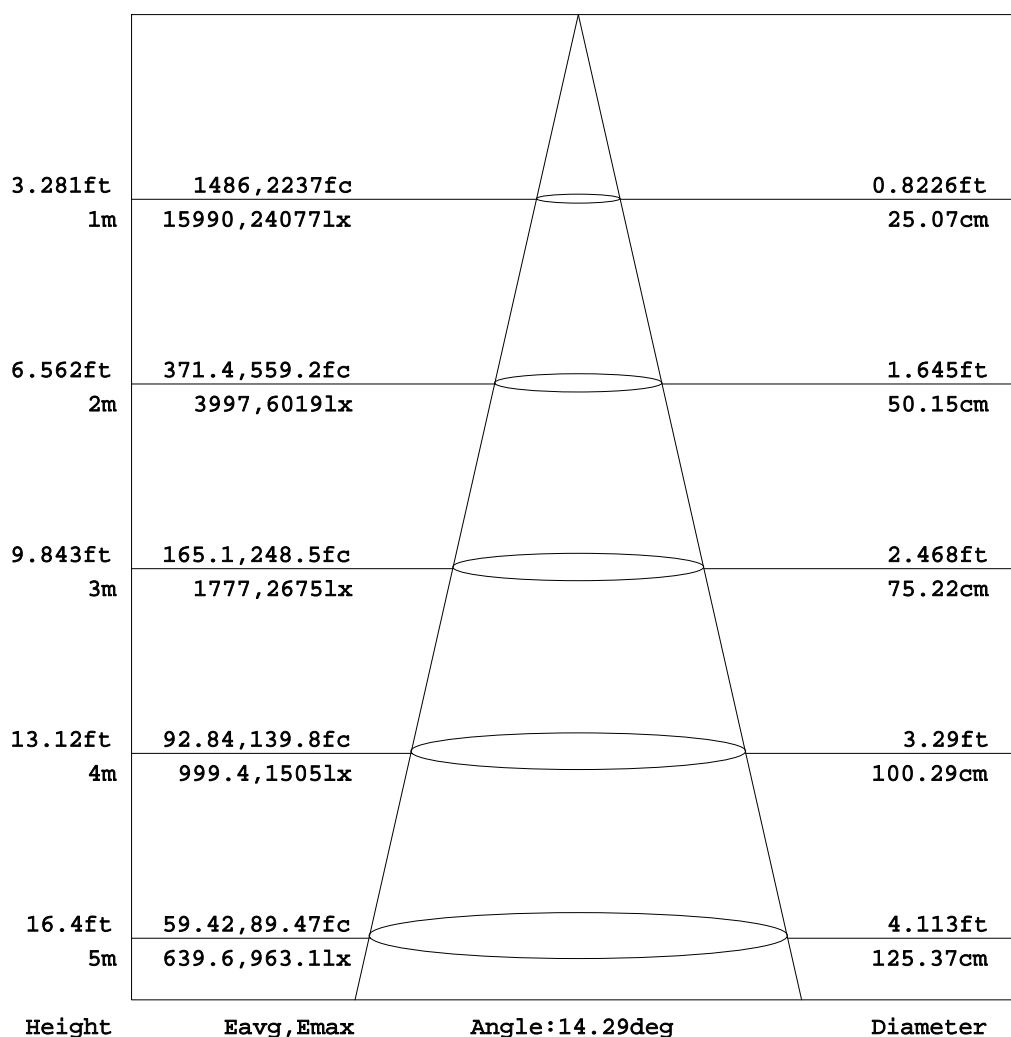
C Range: 0 - 360DEG  
C Interval: 15.0DEG  
Test Speed: HIGH  
Temperature: 25.3DEG  
Operators: ZhangXiao  
Test Date: 2016-08-16

γ Range: 0 - 180DEG  
γ Interval: 1.0DEG  
Test System: EVERFINE GO-2000B\_V1 SYSTEM V2.0.265  
Humidity: 65.0%  
Test Distance: 6.590m [K=1.0000]  
Remarks:

### AAI Figure

Test:U:226.6V I:0.1270A P:27.70W PF:0.9600 Lamp Flux:3130.84x1 lm		
NAME:	TYPE:	WEIGHT:
DIM.:	SPEC.:	SERIAL No.:
MFR.: Rayconn	SUR.:	PROTECTION ANGLE:

Flux out:992.2 lm



Note:The Curves indicate the illuminated area and the average illumination when the luminaire is at different distance.

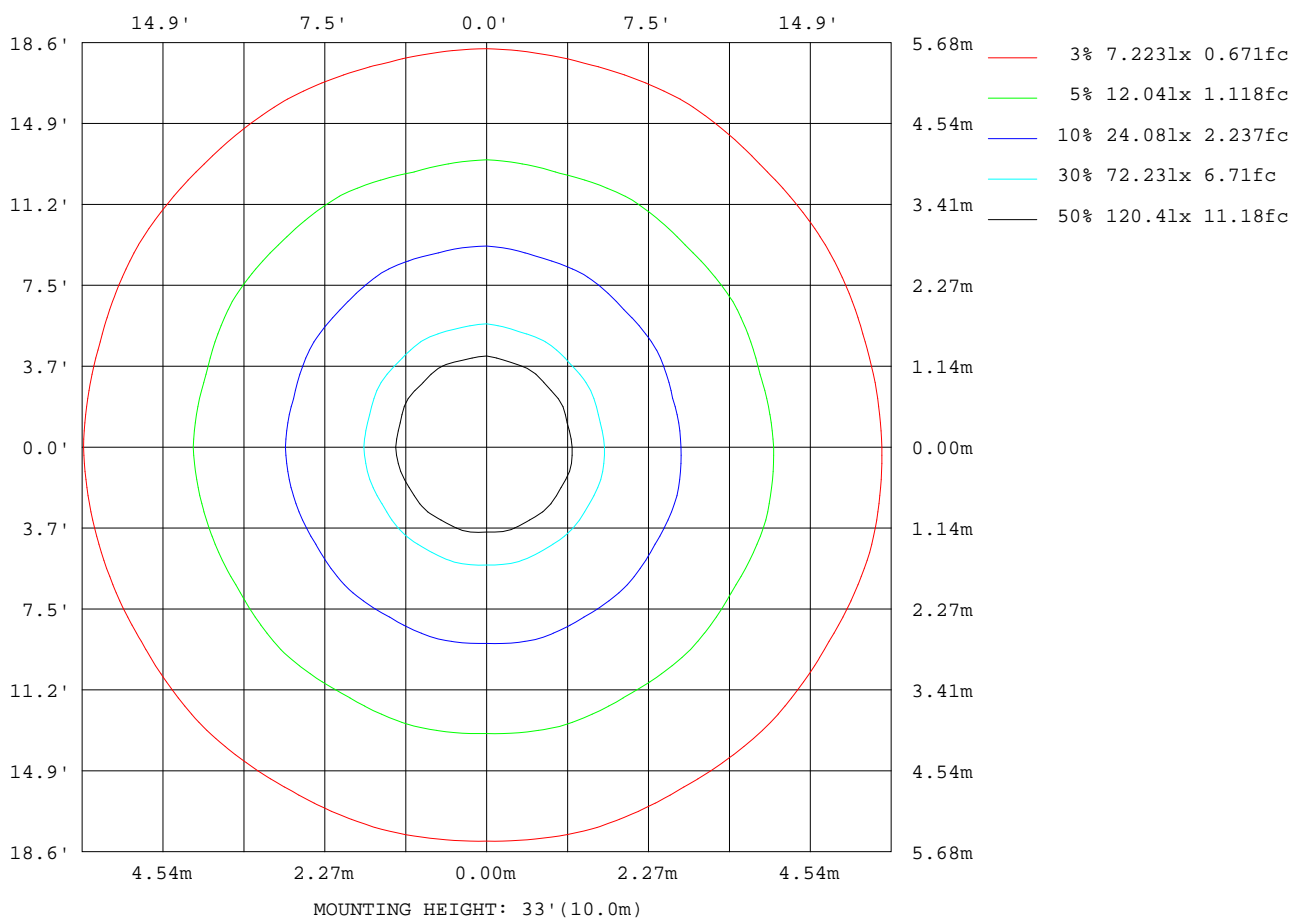
C Range: 0 - 360DEG  
C Interval: 15.0DEG  
Test Speed: HIGH  
Temperature:25.3DEG  
Operators:ZhangXiao  
Test Date:2016-08-16

γ Range: 0 - 180DEG  
γ Interval: 1.0DEG  
Test System:EVERFINE GO-2000B\_V1 SYSTEM V2.0.265  
Humidity:65.0%  
Test Distance:6.590m [K=1.0000]  
Remarks:



### ISOLUX DIAGRAM

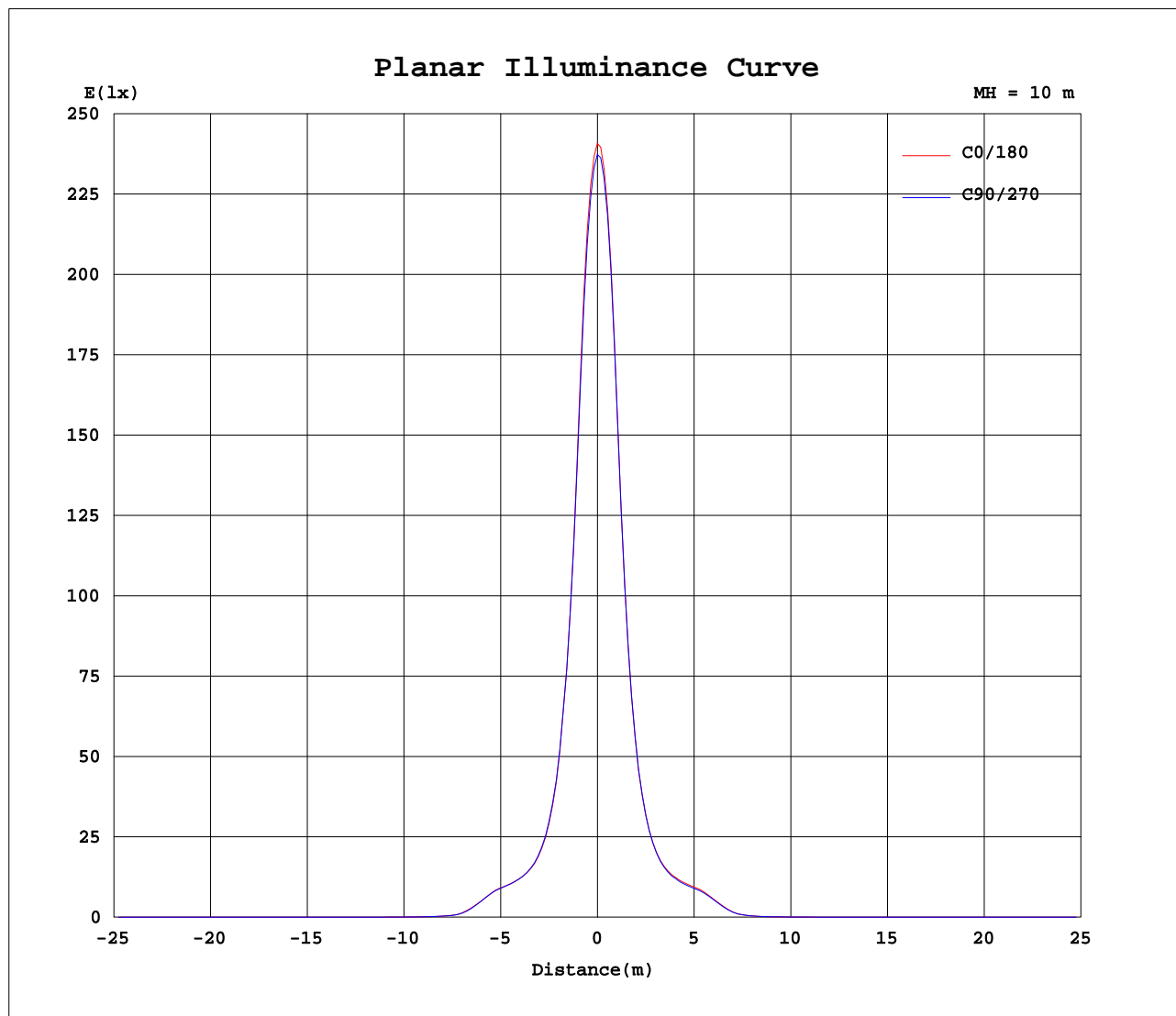
Test:U:226.6V I:0.1270A P:27.70W PF:0.9600 Lamp Flux:3130.84x1 lm		
NAME:	TYPE:	WEIGHT:
DIM.:	SPEC.:	SERIAL No.:
MFR.: Rayconn	SUR.:	PROTECTION ANGLE:



C Range: 0 - 360DEG  
C Interval: 15.0DEG  
Test Speed: HIGH  
Temperature: 25.3DEG  
Operators: ZhangXiao  
Test Date: 2016-08-16

γ Range: 0 - 180DEG  
γ Interval: 1.0DEG  
Test System: EVERFINE GO-2000B\_V1 SYSTEM V2.0.265  
Humidity: 65.0%  
Test Distance: 6.590m [K=1.0000]  
Remarks:

## Planar Illuminance Curve



C Range: 0 - 360DEG  
C Interval: 15.0DEG  
Test Speed: HIGH  
Temperature: 25.3DEG  
Operators: ZhangXiao  
Test Date: 2016-08-16

$\gamma$  Range: 0 - 180DEG  
 $\gamma$  Interval: 1.0DEG  
Test System: EVERFINE GO-2000B\_V1 SYSTEM V2.0.265  
Humidity: 65.0%  
Test Distance: 6.590m [K=1.0000]  
Remarks:

# LUMINOUS DISTRIBUTION INTENSITY DATA

Test:U:226.6V I:0.1270A P:27.70W PF:0.9600 Lamp Flux:3130.84x1 lm																			
NAME:										TYPE:					WEIGHT:				
DIM.:										SPEC.:					SERIAL No.:				
MFR.: Rayconn										SUR.:					PROTECTION ANGLE:				

Table--1

UNIT: ×10cd

C(DEG) γ (DEG)	0	15	30	45	60	75	90	105	120	135	150	165	180	195	210	225	240	255	270
0	2380	2380	2380	2380	2380	2380	2380	2380	2380	2380	2380	2380	2380	2380	2380	2380	2380	2380	2380
5	1686	1703	1667	1692	1665	1698	1679	1717	1702	1749	1740	1790	1799	1781	1831	1800	1833	1787	1809
10	665	667	663	669	669	676	677	684	683	693	677	706	710	693	729	711	740	709	725
15	274	281	275	284	281	290	283	290	282	291	285	295	297	289	303	297	309	296	302
20	165	167	165	167	167	170	169	170	168	171	169	172	172	170	174	172	174	169	171
25	133	133	132	133	133	134	133	134	134	135	134	136	136	135	136	134	134	131	132
30	94.1	96.6	93.0	95.3	92.8	96.5	94.5	97.4	96.3	99.3	97.2	101	102	100	103	99.9	102	98.7	101
35	24.4	26.2	23.0	24.3	21.9	24.0	22.7	25.7	24.8	27.3	26.3	29.3	30.2	28.6	30.3	28.1	29.0	26.9	28.6
40	5.36	5.55	5.21	5.41	5.20	5.42	5.38	5.76	5.59	5.88	6.12	5.97	5.96	6.34	6.38	6.54	6.28	6.52	6.57
45	1.94	2.00	1.91	2.02	2.02	2.09	2.01	2.08	2.02	2.10	2.04	2.14	2.16	2.14	2.29	2.25	2.39	2.35	2.41
50	1.22	1.25	1.29	1.30	1.34	1.37	1.37	1.32	1.26	1.25	1.24	1.26	1.24	1.27	1.30	1.32	1.37	1.39	1.37
55	1.13	1.12	1.16	1.18	1.21	1.23	1.25	1.22	1.17	1.12	1.13	1.15	1.12	1.14	1.14	1.17	1.19	1.20	1.17
60	1.22	1.18	1.21	1.22	1.25	1.26	1.24	1.22	1.21	1.19	1.19	1.20	1.16	1.18	1.19	1.22	1.23	1.23	1.21
65	1.27	1.24	1.24	1.22	1.21	1.22	1.21	1.21	1.22	1.22	1.23	1.24	1.20	1.21	1.23	1.26	1.26	1.26	1.26
70	1.04	1.04	1.03	1.03	1.04	1.05	1.04	1.04	1.04	1.04	1.04	1.06	1.03	1.03	1.05	1.06	1.07	1.06	1.07
75	0.94	0.94	0.94	0.94	0.96	0.97	0.96	0.95	0.95	0.94	0.94	0.94	0.92	0.92	0.92	0.94	0.95	0.94	0.94
80	0.89	0.89	0.89	0.89	0.90	0.91	0.91	0.90	0.90	0.89	0.88	0.88	0.87	0.87	0.87	0.88	0.89	0.89	0.88
85	0.80	0.80	0.80	0.80	0.81	0.81	0.80	0.80	0.81	0.81	0.80	0.80	0.82	0.82	0.82	0.83	0.84	0.84	0.84
90	0.63	0.62	0.62	0.62	0.62	0.63	0.63	0.63	0.66	0.66	0.65	0.63	0.75	0.75	0.75	0.75	0.75	0.75	0.75
95	0.51	0.50	0.50	0.50	0.51	0.51	0.51	0.51	0.54	0.54	0.52	0.51	0.76	0.76	0.76	0.76	0.76	0.76	0.76
100	0.45	0.45	0.45	0.45	0.46	0.46	0.46	0.45	0.47	0.46	0.46	0.45	0.77	0.77	0.77	0.77	0.77	0.77	0.77
105	0.53	0.53	0.53	0.53	0.54	0.53	0.54	0.53	0.53	0.53	0.53	0.52	0.80	0.80	0.80	0.80	0.80	0.80	0.80
110	0.66	0.65	0.66	0.65	0.66	0.65	0.66	0.65	0.66	0.65	0.65	0.65	0.84	0.84	0.84	0.84	0.84	0.84	0.84
115	0.75	0.74	0.75	0.74	0.75	0.75	0.75	0.74	0.75	0.75	0.75	0.74	0.90	0.90	0.90	0.90	0.90	0.90	0.90
120	0.85	0.84	0.84	0.84	0.85	0.84	0.84	0.84	0.84	0.84	0.84	0.83	0.9885	0.99	0.99	0.99	0.99	0.99	0.99
125	1.02	1.01	1.02	1.01	1.02	1.01	1.02	1.00	1.01	1.00	1.01	0.99	1.15	1.15	1.14	1.15	1.14	1.15	1.15
130	1.35	1.35	1.36	1.35	1.36	1.34	1.35	1.34	1.34	1.32	1.33	1.31	1.43	1.44	1.42	1.43	1.43	1.44	1.43
135	1.79	1.79	1.80	1.78	1.79	1.78	1.79	1.78	1.78	1.76	1.77	1.75	1.82	1.82	1.81	1.82	1.81	1.82	1.82
140	2.14	2.14	2.15	2.13	2.14	2.13	2.14	2.13	2.13	2.12	2.13	2.12	2.16	2.16	2.15	2.16	2.15	2.16	2.16
145	2.35	2.36	2.40	2.35	2.35	2.34	2.36	2.37	2.35	2.34	2.34	2.37	2.41	2.38	2.37	2.38	2.42	2.40	2.38
150	2.48	2.49	2.49	2.48	2.48	2.48	2.48	2.48	2.48	2.47	2.48	2.48	2.53	2.51	2.51	2.52	2.56	2.54	2.52
155	2.57	2.57	2.57	2.57	2.57	2.56	2.57	2.56	2.57	2.56	2.57	2.57	2.60	2.59	2.60	2.60	2.61	2.60	2.60
160	2.64	2.64	2.64	2.63	2.64	2.63	2.64	2.63	2.63	2.63	2.64	2.63	2.65	2.65	2.65	2.65	2.65	2.65	2.65
165	2.69	2.69	2.69	2.69	2.69	2.69	2.69	2.69	2.69	2.69	2.69	2.69	2.70	2.70	2.70	2.70	2.70	2.70	2.70
170	2.66	2.67	2.66	2.66	2.66	2.67	2.67	2.67	2.67	2.68	2.68	2.68	2.70	2.69	2.70	2.69	2.70	2.69	2.70
175	2.50	2.50	2.50	2.51	2.51	2.51	2.51	2.52	2.52	2.53	2.53	2.53	2.57	2.57	2.58	2.57	2.58	2.57	2.58
180	2.43	2.44	2.44	2.45	2.45	2.45	2.45	2.45	2.45	2.45	2.45	2.45	2.44	2.44	2.45	2.44	2.45	2.45	2.45

C Range: 0 - 360DEG  
C Interval: 15.0DEG  
Test Speed: HIGH  
Temperature:25.3DEG  
Operators:ZhangXiao  
Test Date:2016-08-16

γ Range: 0 - 180DEG  
γ Interval: 1.0DEG  
Test System:EVERFINE GO-2000B\_V1 SYSTEM V2.0.265  
Humidity:65.0%  
Test Distance:6.590m [K=1.0000]  
Remarks:

# LUMINOUS DISTRIBUTION INTENSITY DATA

Test:U:226.6V I:0.1270A P:27.70W PF:0.9600 Lamp Flux:3130.84x1 lm		
NAME:	TYPE:	WEIGHT:
DIM.:	SPEC.:	SERIAL No.:
MFR.: Rayconn	SUR.:	PROTECTION ANGLE:

Table--2

UNIT: x10cd

C(DEC) γ (DEC)	285	300	315	330	345														
0	2380	2380	2380	2380	2380														
5	1753	1769	1712	1731	1676														
10	687	698	676	675	659														
15	286	291	278	284	273														
20	167	169	166	168	165														
25	132	134	133	133	133														
30	97.9	99.7	94.4	96.1	93.8														
35	26.7	27.6	24.7	26.3	24.3														
40	6.50	6.05	5.65	5.82	5.39														
45	2.25	2.21	2.02	2.03	1.90														
50	1.31	1.28	1.22	1.20	1.17														
55	1.15	1.13	1.10	1.08	1.08														
60	1.21	1.19	1.18	1.16	1.22														
65	1.26	1.24	1.23	1.23	1.26														
70	1.06	1.04	1.03	1.03	1.03														
75	0.94	0.93	0.93	0.92	0.93														
80	0.89	0.89	0.90	0.88	0.88														
85	0.84	0.87	0.89	0.84	0.83														
90	0.77	0.83	0.86	0.79	0.76														
95	0.78	0.81	0.82	0.78	0.76														
100	0.77	0.79	0.78	0.78	0.77														
105	0.80	0.80	0.80	0.80	0.80														
110	0.85	0.84	0.85	0.84	0.85														
115	0.90	0.90	0.91	0.90	0.91														
120	0.99	0.99	1.00	0.99	1.00														
125	1.16	1.15	1.16	1.15	1.17														
130	1.44	1.44	1.45	1.45	1.46														
135	1.83	1.83	1.85	1.84	1.85														
140	2.16	2.16	2.18	2.17	2.18														
145	2.38	2.39	2.42	2.40	2.39														
150	2.52	2.52	2.53	2.52	2.53														
155	2.60	2.60	2.60	2.60	2.60														
160	2.65	2.65	2.66	2.65	2.66														
165	2.70	2.70	2.70	2.70	2.70														
170	2.69	2.70	2.69	2.69	2.69														
175	2.57	2.57	2.56	2.56	2.55														
180	2.45	2.45	2.45	2.45	2.45														

C Range: 0 - 360DEG  
C Interval: 15.0DEG  
Test Speed: HIGH  
Temperature:25.3DEG  
Operators:ZhangXiao  
Test Date:2016-08-16

γ Range: 0 - 180DEG  
γ Interval: 1.0DEG  
γ Test System:EVERFINE GO-2000B\_V1 SYSTEM V2.0.265  
Humidity:65.0%  
Test Distance:6.590m [K=1.0000]  
Remarks: