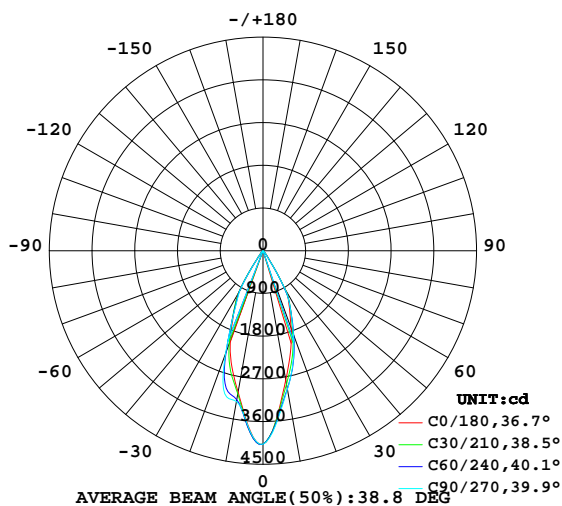


## LUMINAIRE PHOTOMETRIC TEST REPORT

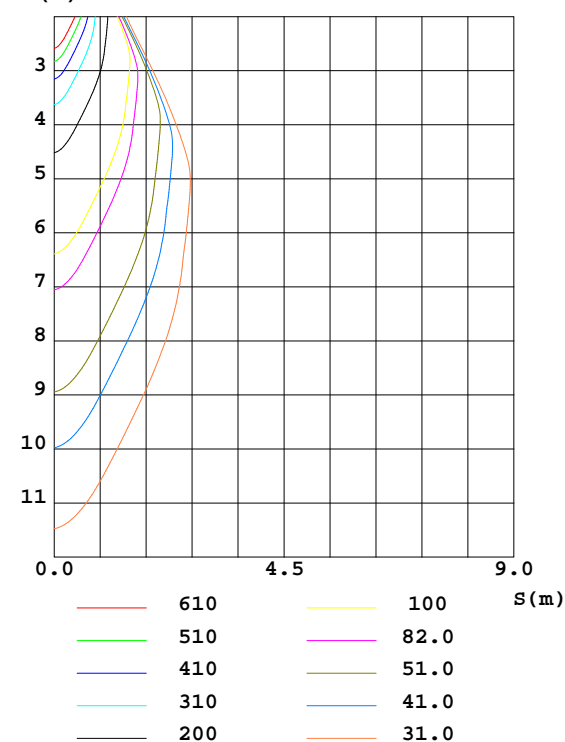
Test:U:226.6V I:0.0900A P:19.50W PF:0.9540 Lamp Flux:2049.74x1 lm		
NAME:	TYPE:	WEIGHT:
DIM.:	SPEC.:	SERIAL No.:
MFR.: Rayconn	SUR.:	PROTECTION ANGLE:

DATA OF LAMP		PHOTOMETRIC DATA Eff: 105.11 lm/W			
MODEL	TL31-20W-840-W-38	Imax(cd)	4083	S/MH(C0/180)	0.53
NOMINAL POWER(W)	20	LOR(%)	100.0	S/MH(C90/270)	0.58
RATED VOLTAGE(V)	226	TOTAL FLUX(lm)	2049.7	$\eta$ UP,DN(C0-180)	1.3,47.1
NOMINAL FLUX(lm)	2049.74	CIE CLASS	DIRECT	$\eta$ UP,DN(C180-360)	1.4,50.3
LAMPS INSIDE	1	$\eta$ up(%)	2.6	CIBSE SHR NOM	0.50
TEST VOLTAGE(V)	226.6	$\eta$ down(%)	97.4	CIBSE SHR MAX	0.70

LUMINOUS INTENSITY DISTRIBUTION DIAGRAM



C0 PLANE ISOLUX DIAGRAM (UNIT:lx)



C Range: 0 - 360DEG  
C Interval: 15.0DEG  
Test Speed: HIGH  
Temperature:25.3DEG  
Operators:ZhangXiao  
Test Date:2016-08-01

$\gamma$  Range: 0 - 180DEG  
 $\gamma$  Interval: 1.0DEG  
Test System:EVERFINE GO-2000B\_V1 SYSTEM V2.0.265  
Humidity:65.0%  
Test Distance:6.610m [K=1.0000]  
Remarks:

## ZONAL FLUX DIAGRAM

### ZONAL FLUX DIAGRAM:

$\gamma$	C0	C45	C90	C135	C180	C225	C270	C315	$\gamma$	$\Phi$ zone	$\Phi$ total	%lum, lamp
10	2766	2930	2966	2968	3027	3100	3226	2945	0- 10	323.6	323.6	15.8,15.8
20	1736	1906	1875	1928	2014	2143	2312	1960	10- 20	702.6	1026	50.1,50.1
30	918.6	934.9	904.9	1020	1050	1015	992.1	998.9	20- 30	657.3	1684	82.1,82.1
40	115.7	97.13	90.37	102.1	100.3	92.65	83.55	102.9	30- 40	221.3	1905	92.9,92.9
50	35.58	30.44	29.52	31.45	31.45	30.63	29.59	31.70	40- 50	43.11	1948	95,95
60	16.49	16.10	16.10	16.54	16.61	16.59	16.55	16.41	50- 60	20.02	1968	96,96
70	10.31	10.30	10.33	10.54	10.65	10.59	10.50	10.61	60- 70	13.03	1981	96.6,96.6
80	6.560	6.504	6.504	6.622	6.989	6.965	7.023	6.977	70- 80	9.000	1990	97.1,97.1
90	4.182	3.728	3.752	3.782	4.781	4.604	4.605	4.601	80- 90	6.005	1996	97.4,97.4
100	3.746	3.698	3.749	3.722	4.926	4.824	4.813	4.883	90-100	4.663	2001	97.6,97.6
110	4.615	4.586	4.599	4.579	5.636	5.603	5.604	5.673	100-110	4.888	2006	97.8,97.8
120	6.515	6.553	6.627	6.438	7.205	7.207	7.232	7.323	110-120	5.863	2011	98.1,98.1
130	9.482	9.535	9.611	9.340	9.718	9.667	9.699	9.880	120-130	7.314	2019	98.5,98.5
140	12.77	12.76	12.80	12.64	12.78	12.68	12.65	12.90	130-140	8.639	2027	98.9,98.9
150	15.26	15.24	15.32	15.16	15.30	15.32	15.26	15.39	140-150	8.823	2036	99.3,99.3
160	16.20	16.23	16.26	16.23	16.34	16.35	16.41	16.39	150-160	7.353	2044	99.7,99.7
170	16.34	16.20	16.33	16.53	16.61	16.62	16.60	16.62	160-170	4.654	2048	99.9,99.9
180	16.65	16.73	16.84	16.80	16.65	16.73	16.84	16.80	170-180	1.581	2050	100,100
DEG	LUMINOUS INTENSITY:cd									UNIT:lm		

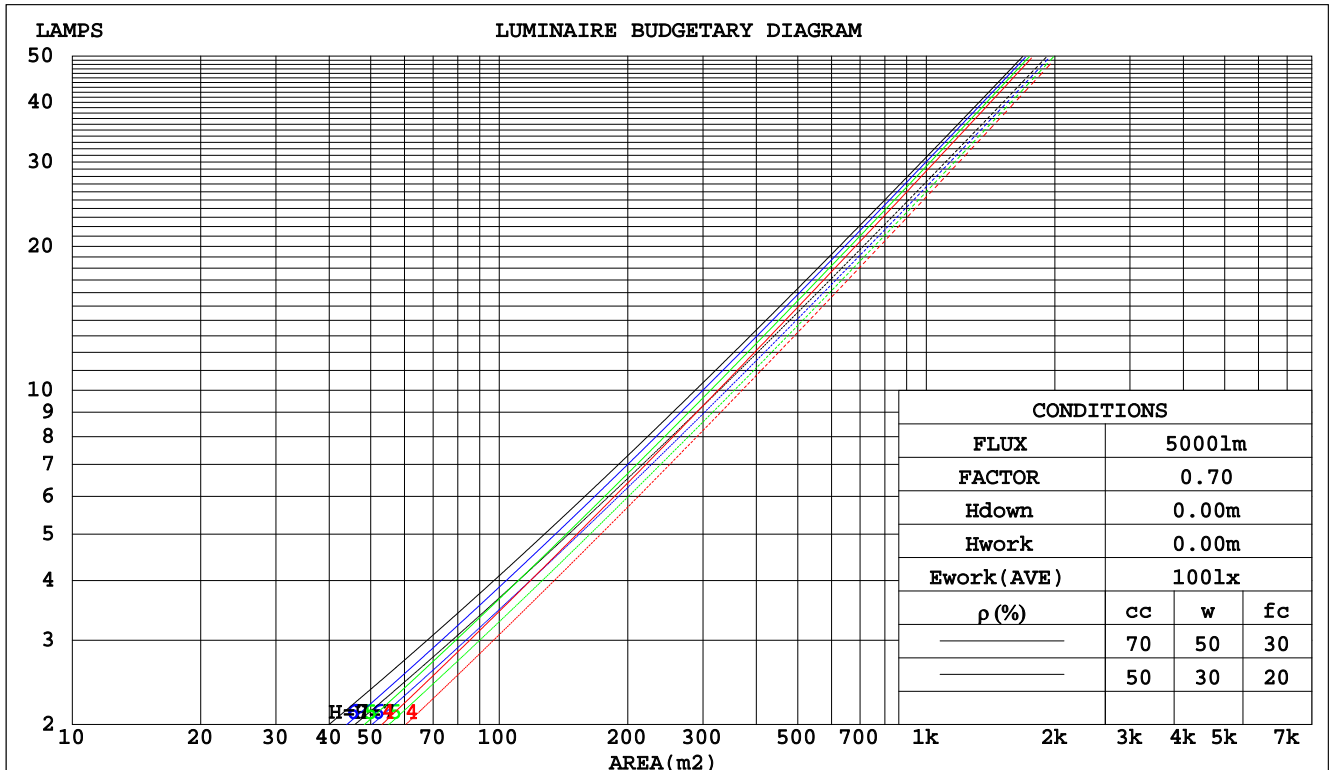
C Range: 0 - 360DEG  
C Interval: 15.0DEG  
Test Speed: HIGH  
Temperature:25.3DEG  
Operators:ZhangXiao  
Test Date:2016-08-01

$\gamma$  Range: 0 - 180DEG  
 $\gamma$  Interval: 1.0DEG  
 $\gamma$  Test System:EVERFINE GO-2000B\_V1 SYSTEM V2.0.265  
Humidity:65.0%  
Test Distance:6.610m [K=1.0000]  
Remarks:

### CU AND LUMINAIRE BUDGETARY ESTIMATE DIAGRAM

Test:U:226.6V I:0.0900A P:19.50W PF:0.9540 Lamp Flux:2049.74x1 lm		
NAME:	TYPE:	WEIGHT:
DIM.:	SPEC.:	SERIAL No.:
MFR.: Rayconn	SUR.:	PROTECTION ANGLE:

pcc	80%			70%			50%			30%			10%			0
pw	50%	30%	10%	50%	30%	10%	50%	30%	10%	50%	30%	10%	50%	30%	10%	0
pfc	20%			20%			20%			20%			20%			0
RCR	RCR:Room Cavity Ratio						Coefficients of Utilization(CU)									
0.0	1.18	1.18	1.18	1.15	1.15	1.15	1.10	1.10	1.10	1.04	1.04	1.04	.00	.00	.00	.97
1.0	1.10	1.08	1.06	1.08	1.06	1.04	1.04	1.02	1.00	.99	.98	.97	.96	.95	.94	.92
2.0	1.03	.00	.96	1.02	.98	.95	.98	.95	.93	.95	.92	.90	.91	.90	.88	.86
3.0	.97	.93	.89	.96	.91	.88	.93	.89	.86	.90	.87	.85	.87	.85	.83	.82
4.0	.92	.87	.83	.90	.86	.82	.88	.84	.81	.86	.82	.80	.84	.81	.79	.77
5.0	.87	.81	.77	.86	.81	.77	.84	.79	.76	.82	.78	.75	.80	.77	.74	.73
6.0	.82	.77	.73	.81	.76	.73	.80	.75	.72	.78	.74	.71	.76	.73	.70	.69
7.0	.78	.73	.69	.77	.72	.69	.76	.71	.68	.74	.70	.67	.73	.70	.67	.66
8.0	.74	.69	.65	.74	.69	.65	.72	.68	.65	.71	.67	.64	.70	.66	.64	.62
9.0	.71	.66	.62	.70	.65	.62	.69	.65	.61	.68	.64	.61	.67	.63	.61	.60
10.0	.68	.62	.59	.67	.62	.59	.66	.62	.59	.65	.61	.58	.64	.61	.58	.57



C Range: 0 - 360DEG  
C Interval: 15.0DEG  
Test Speed: HIGH  
Temperature: 25.3DEG  
Operators: ZhangXiao  
Test Date: 2016-08-01

γ Range: 0 - 180DEG  
γ Interval: 1.0DEG  
Test System: EVERFINE GO-2000B\_V1 SYSTEM V2.0.265  
Humidity: 65.0%  
Test Distance: 6.610m [K=1.0000]  
Remarks:

**WEC AND CCEC**

Test:U:226.6V I:0.0900A P:19.50W PF:0.9540 Lamp Flux:2049.74x1 lm		
NAME:	TYPE:	WEIGHT:
DIM.:	SPEC.:	SERIAL No.:
MFR.: Rayconn	SUR.:	PROTECTION ANGLE:

pcc	80%			70%			50%			30%			10%			0
pw	50%	30%	10%	50%	30%	10%	50%	30%	10%	50%	30%	10%	50%	30%	10%	0
pfc	20%			20%			20%			20%			20%			0
RCR	RCR:Room Cavity Ratio						Wall Exitance Coefficients(WEC)									
0.0																
1.0	.171	.097	.031	.164	.093	.030	.150	.086	.027	.137	.079	.025	.125	.072	.023	
2.0	.161	.088	.027	.154	.085	.026	.142	.079	.025	.131	.074	.023	.121	.069	.022	
3.0	.151	.080	.024	.146	.078	.024	.136	.073	.022	.126	.069	.021	.117	.065	.020	
4.0	.143	.074	.022	.138	.072	.021	.129	.069	.020	.121	.065	.020	.113	.062	.019	
5.0	.135	.069	.020	.131	.067	.020	.124	.064	.019	.116	.061	.018	.110	.059	.018	
6.0	.129	.065	.018	.125	.063	.018	.118	.061	.018	.112	.058	.017	.106	.056	.017	
7.0	.123	.061	.017	.120	.060	.017	.113	.057	.017	.108	.055	.016	.102	.053	.016	
8.0	.117	.057	.016	.114	.056	.016	.109	.054	.016	.104	.053	.015	.099	.051	.015	
9.0	.112	.054	.015	.110	.053	.015	.105	.052	.015	.100	.050	.014	.096	.049	.014	
10.0	.108	.052	.014	.105	.051	.014	.101	.049	.014	.097	.048	.014	.093	.047	.013	

pcc	80%			70%			50%			30%			10%			0
ρw	50%	30%	10%	50%	30%	10%	50%	30%	10%	50%	30%	10%	50%	30%	10%	0
ρfc	20%			20%			20%			20%			20%			0
RCR	RCR:Room Cavity Ratio			Ceiling Cavity Exitance Coefficients(CCEC)												
0.0	.210	.210	.210	.180	.180	.180	.123	.123	.123	.071	.071	.071	.023	.023	.023	
1.0	.191	.178	.165	.163	.152	.142	.112	.105	.099	.064	.061	.057	.021	.020	.019	
2.0	.175	.153	.134	.150	.132	.116	.103	.091	.081	.059	.053	.047	.019	.017	.015	
3.0	.162	.134	.111	.139	.116	.097	.095	.080	.068	.055	.047	.040	.018	.015	.013	
4.0	.151	.119	.095	.130	.103	.082	.089	.072	.058	.052	.042	.034	.017	.014	.011	
5.0	.142	.107	.082	.122	.093	.071	.084	.065	.050	.049	.038	.030	.016	.012	.010	
6.0	.134	.098	.072	.115	.085	.063	.080	.059	.044	.046	.035	.026	.015	.011	.009	
7.0	.127	.090	.064	.110	.078	.056	.076	.055	.040	.044	.032	.024	.014	.011	.008	
8.0	.121	.084	.058	.105	.073	.051	.072	.051	.036	.042	.030	.021	.014	.010	.007	
9.0	.116	.079	.053	.100	.068	.046	.069	.048	.033	.040	.028	.020	.013	.009	.007	
10.0	.112	.074	.049	.096	.064	.043	.067	.045	.031	.039	.027	.018	.013	.009	.006	

C Range: 0 - 360DEG  
C Interval: 15.0DEG  
Test Speed: HIGH  
Temperature:25.3DEG  
Operators:ZhangXiao  
Test Date:2016-08-01

γ Range: 0 - 180DEG  
γ Interval: 1.0DEG  
Test System:EVERFINE GO-2000B\_V1 SYSTEM V2.0.265  
Humidity:65.0%  
Test Distance:6.610m [K=1.0000]  
Remarks:

### Uncorrected UGR Table

Test:U:226.6V I:0.0900A P:19.50W PF:0.9540 Lamp Flux:2049.74x1 lm										
NAME:					TYPE:			WEIGHT:		
DIM.:					SPEC.:			SERIAL No.:		
MFR.: Rayconn					SUR.:			PROTECTION ANGLE:		
ceiling/cavity	0.7	0.7	0.5	0.5	0.3	0.7	0.7	0.5	0.5	0.3
walls	0.5	0.3	0.5	0.3	0.3	0.5	0.3	0.5	0.3	0.3
working plane	0.2	0.2	0.2	0.2	0.2	0.2	0.2	0.2	0.2	0.2
Room dimensions	Viewed crosswise					Viewed endwise				
x = 2H y = 2H	15.3	16.2	15.6	16.4	16.6	14.8	15.6	15.0	15.8	16.0
3H	15.4	16.2	15.7	16.4	16.7	14.9	15.7	15.2	15.9	16.2
4H	15.5	16.2	15.8	16.5	16.8	15.0	15.8	15.3	16.0	16.3
6H	15.7	16.3	16.0	16.6	16.9	15.2	15.9	15.5	16.2	16.5
8H	15.8	16.4	16.1	16.7	17.0	15.3	16.0	15.7	16.3	16.6
12H	15.9	16.5	16.3	16.8	17.2	15.5	16.1	15.8	16.4	16.7
4H 2H	15.2	15.9	15.5	16.2	16.5	14.7	15.4	15.0	15.7	15.9
3H	15.4	16.0	15.7	16.3	16.7	14.9	15.6	15.3	15.9	16.2
4H	15.6	16.1	15.9	16.5	16.8	15.1	15.7	15.5	16.1	16.4
6H	15.8	16.3	16.2	16.7	17.1	15.4	16.0	15.9	16.3	16.7
8H	16.0	16.5	16.5	16.9	17.3	15.6	16.1	16.1	16.5	16.9
12H	16.3	16.7	16.7	17.1	17.6	15.9	16.3	16.4	16.8	17.2
8H 4H	15.6	16.0	16.0	16.4	16.9	15.2	15.6	15.6	16.0	16.5
6H	16.0	16.4	16.4	16.8	17.3	15.6	16.0	16.1	16.4	16.9
8H	16.3	16.6	16.8	17.1	17.6	15.9	16.3	16.4	16.7	17.2
12H	16.7	17.0	17.2	17.5	18.0	16.4	16.7	16.9	17.1	17.7
12H 4H	15.6	16.0	16.0	16.4	16.8	15.1	15.6	15.6	16.0	16.4
6H	16.0	16.3	16.5	16.8	17.3	15.7	16.0	16.1	16.5	17.0
8H	16.4	16.7	16.9	17.1	17.7	16.0	16.3	16.5	16.8	17.3
Variations with the observer position at spacings:										
S = 1.0H	+ 1.4 / - 1.3					+ 1.2 / - 1.0				
1.5H	+ 2.7 / - 1.2					+ 2.3 / - 0.8				
2.0H	+ 1.7 / - 0.6					+ 0.9 / - 0.4				

CIE Pub.117 Corrected 2050 lm Total Lamp Luminous Flux.(8log(F/F0) = 2.5)

C Range: 0 - 360DEG  
C Interval: 15.0DEG  
Test Speed: HIGH  
Temperature:25.3DEG  
Operators:ZhangXiao  
Test Date:2016-08-01

γ Range: 0 - 180DEG  
γ Interval: 1.0DEG  
Test System:EVERFINE GO-2000B\_V1 SYSTEM V2.0.265  
Humidity:65.0%  
Test Distance:6.610m [K=1.0000]  
Remarks:

## UTILIZATION FACTORS TABLE

Test:U:226.6V I:0.0900A P:19.50W PF:0.9540 Lamp Flux:2049.74x1 lm		
NAME:	TYPE:	WEIGHT:
DIM.:	SPEC.:	SERIAL No.:
MFR.: Rayconn	SUR.:	PROTECTION ANGLE:

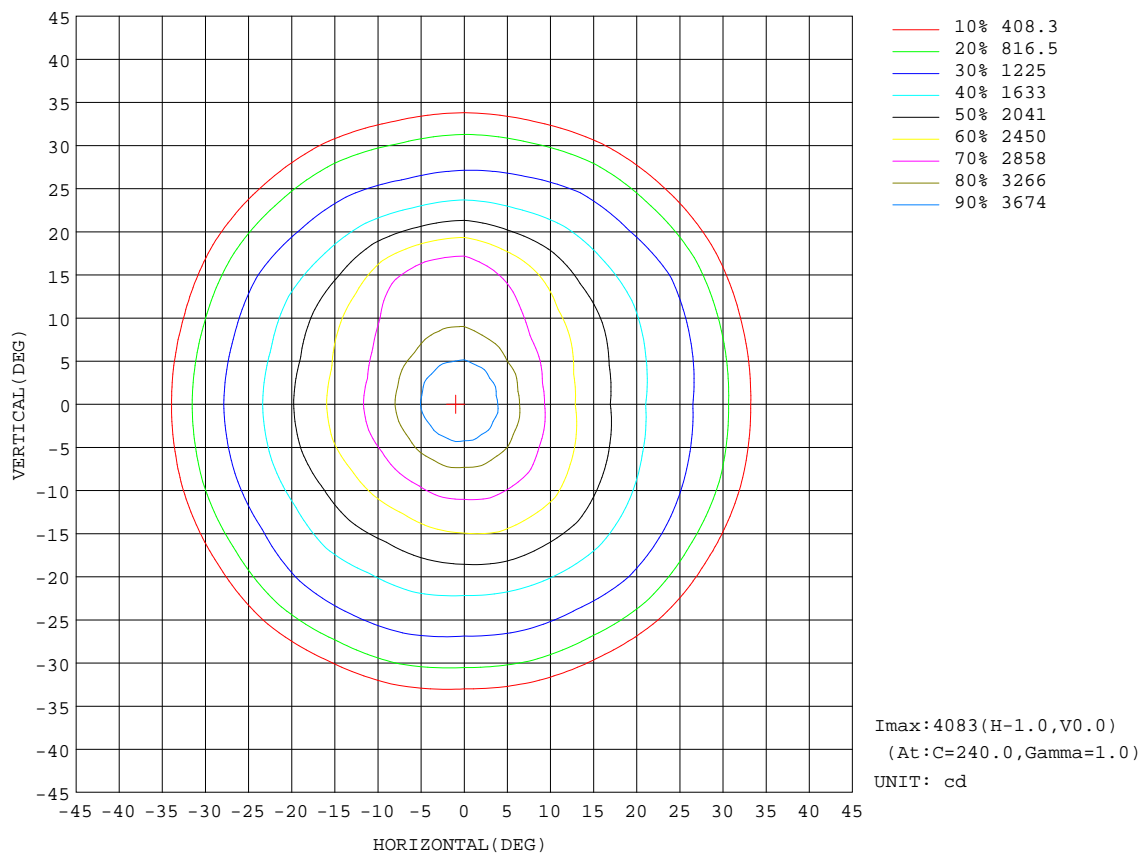
REFLECTANCE										
Ceiling	0.8	0.8	0.8	0.7	0.7	0.7	0.5	0.5	0.5	0
Walls	0.7	0.5	0.3	0.7	0.5	0.3	0.7	0.5	0.3	0
Working plane	0.2	0.2	0.2	0.2	0.2	0.2	0.2	0.2	0.2	0
ROOM INDEX	UTILIZATION FACTORS(PERCENT) $k(RI) \times RCR = 5$									
$k = 0.60$	87	81	77	87	81	77	86	80	77	73
0.80	94	89	85	94	88	85	92	87	84	81
1.00	99	93	89	98	92	89	96	92	88	84
1.25	102	97	94	101	97	93	99	95	92	88
1.50	105	100	97	104	99	96	101	98	95	90
2.00	108	103	100	106	102	99	103	100	97	92
2.50	109	105	102	108	104	101	104	101	99	93
3.00	111	107	105	109	106	103	105	103	101	94
4.00	113	110	108	111	108	106	107	105	103	95
5.00	114	112	110	112	110	108	107	106	105	96
ROOM INDEX	UF(total)									Direct
According to DIN EN 13032-2 2004			Suspended					SHRNOM = 1.25		

C Range: 0 - 360DEG  
C Interval: 15.0DEG  
Test Speed: HIGH  
Temperature:25.3DEG  
Operators:ZhangXiao  
Test Date:2016-08-01

$\gamma$  Range: 0 - 180DEG  
 $\gamma$  Interval: 1.0DEG  
 $\gamma$  Test System:EVERFINE GO-2000B\_V1 SYSTEM V2.0.265  
Humidity:65.0%  
Test Distance:6.610m [K=1.0000]  
Remarks:

### ISOCANDELA DIAGRAM

Test:U:226.6V I:0.0900A P:19.50W PF:0.9540 Lamp Flux:2049.74x1 lm		
NAME:	TYPE:	WEIGHT:
DIM.:	SPEC.:	SERIAL No.:
MFR.: Rayconn	SUR.:	PROTECTION ANGLE:



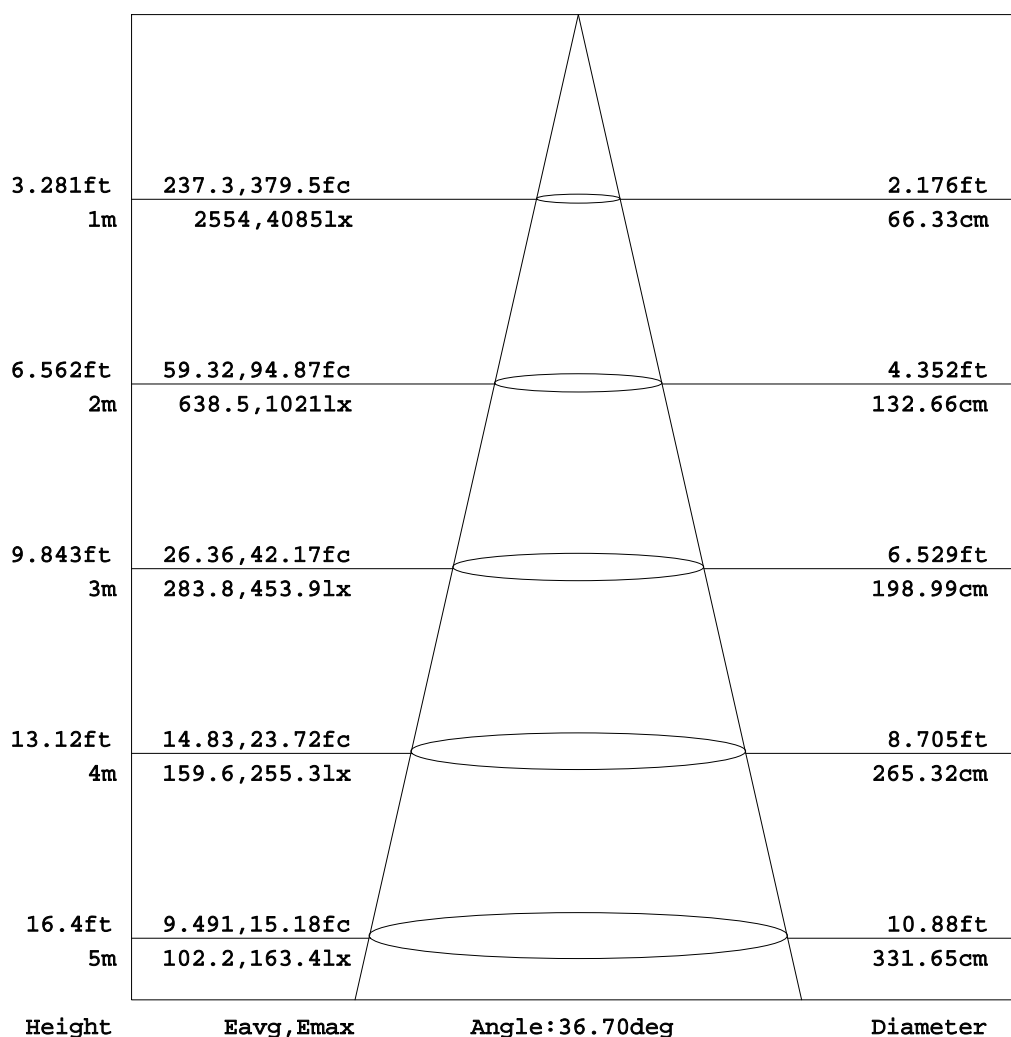
C Range: 0 - 360DEG  
C Interval: 15.0DEG  
Test Speed: HIGH  
Temperature: 25.3DEG  
Operators: ZhangXiao  
Test Date: 2016-08-01

γ Range: 0 - 180DEG  
γ Interval: 1.0DEG  
Test System: EVERFINE GO-2000B\_V1 SYSTEM V2.0.265  
Humidity: 65.0%  
Test Distance: 6.610m [K=1.0000]  
Remarks:

### AAI Figure

Test:U:226.6V I:0.0900A P:19.50W PF:0.9540 Lamp Flux:2049.74x1 lm		
NAME:	TYPE:	WEIGHT:
DIM.:	SPEC.:	SERIAL No.:
MFR.: Rayconn	SUR.:	PROTECTION ANGLE:

Flux out:951.3 lm



Note:The Curves indicate the illuminated area and the average illumination when the luminaire is at different distance.

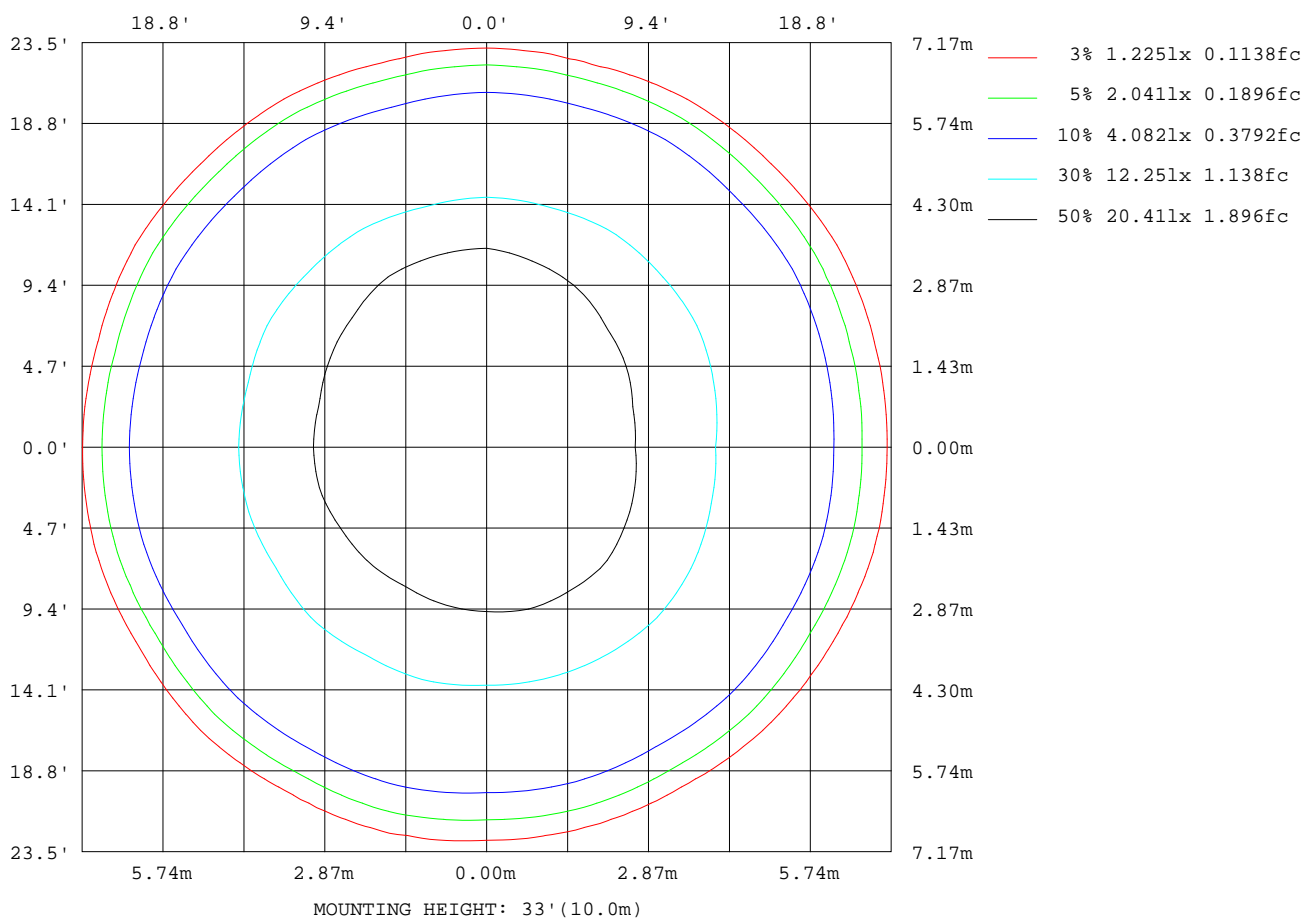
C Range: 0 - 360DEG  
C Interval: 15.0DEG  
Test Speed: HIGH  
Temperature:25.3DEG  
Operators:ZhangXiao  
Test Date:2016-08-01

γ Range: 0 - 180DEG  
γ Interval: 1.0DEG  
Test System:EVERFINE GO-2000B\_V1 SYSTEM V2.0.265  
Humidity:65.0%  
Test Distance:6.610m [K=1.0000]  
Remarks:



### ISOLUX DIAGRAM

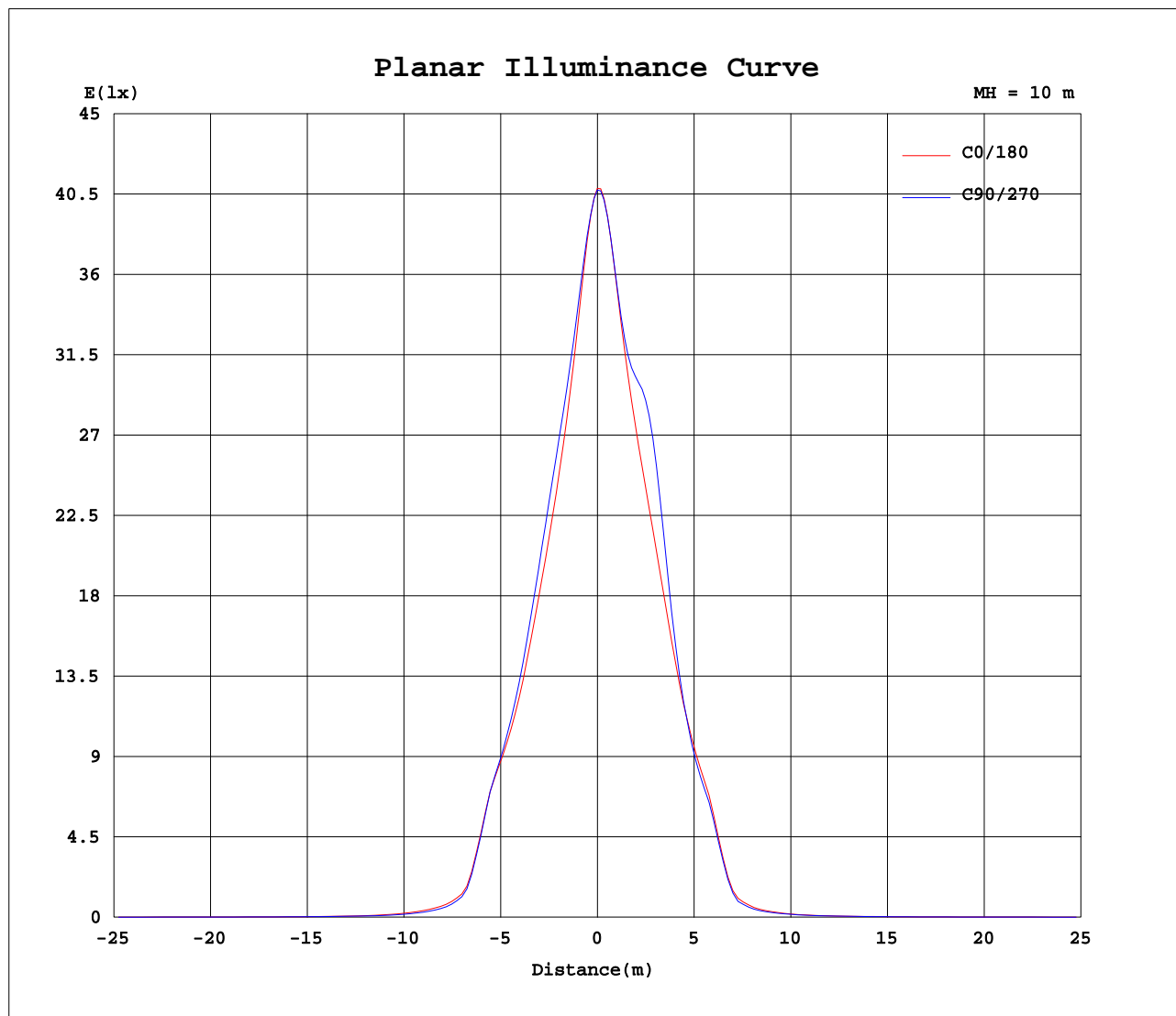
Test:U:226.6V I:0.0900A P:19.50W PF:0.9540 Lamp Flux:2049.74x1 lm		
NAME:	TYPE:	WEIGHT:
DIM.:	SPEC.:	SERIAL No.:
MFR.: Rayconn	SUR.:	PROTECTION ANGLE:



C Range: 0 - 360DEG  
C Interval: 15.0DEG  
Test Speed: HIGH  
Temperature: 25.3DEG  
Operators: ZhangXiao  
Test Date: 2016-08-01

γ Range: 0 - 180DEG  
γ Interval: 1.0DEG  
Test System: EVERFINE GO-2000B\_V1 SYSTEM V2.0.265  
Humidity: 65.0%  
Test Distance: 6.610m [K=1.0000]  
Remarks:

## Planar Illuminance Curve



C Range: 0 - 360DEG  
C Interval: 15.0DEG  
Test Speed: HIGH  
Temperature: 25.3DEG  
Operators: ZhangXiao  
Test Date: 2016-08-01

$\gamma$  Range: 0 - 180DEG  
 $\gamma$  Interval: 1.0DEG  
Test System: EVERFINE GO-2000B\_V1 SYSTEM V2.0.265  
Humidity: 65.0%  
Test Distance: 6.610m [K=1.0000]  
Remarks:

# LUMINOUS DISTRIBUTION INTENSITY DATA

Test:U:226.6V I:0.0900A P:19.50W PF:0.9540 Lamp Flux:2049.74x1 lm																			
NAME:										TYPE:					WEIGHT:				
DIM.:										SPEC.:					SERIAL No.:				
MFR.: Rayconn										SUR.:					PROTECTION ANGLE:				

Table--1

UNIT: cd

C(DEG) γ (DEG)	0	15	30	45	60	75	90	105	120	135	150	165	180	195	210	225	240	255	270
0	4077	4077	4077	4077	4077	4077	4077	4077	4077	4077	4077	4077	4077	4077	4077	4077	4077	4077	4077
5	3490	3512	3507	3547	3544	3578	3575	3605	3593	3630	3624	3671	3680	3670	3714	3689	3722	3684	3696
10	2766	2808	2856	2930	2955	2981	2966	2974	2950	2968	2966	3012	3027	3019	3062	3100	3187	3226	3226
15	2229	2287	2364	2452	2461	2482	2446	2428	2396	2438	2461	2531	2538	2533	2633	2768	2997	3119	3120
20	1736	1772	1838	1906	1902	1899	1875	1881	1868	1928	1932	2000	2014	2001	2088	2143	2284	2285	2312
25	1318	1334	1381	1408	1382	1378	1377	1415	1413	1450	1415	1459	1472	1454	1503	1470	1482	1427	1462
30	919	941	912	935	888	922	905	975	967	1020	996	1042	1050	1035	1052	1015	1019	960	992
35	239	238	228	222	207	210	211	232	232	255	246	271	272	261	284	264	273	239	247
40	116	115	105	97.1	88.9	89.9	90.4	97.1	98.6	102	99.3	102	100	97.5	99.3	92.6	88.9	83.2	83.6
45	63.4	62.2	56.0	51.1	47.1	47.2	47.6	50.7	51.6	53.2	52.2	53.3	52.5	51.5	52.5	49.9	48.5	46.1	46.8
50	35.6	35.2	32.5	30.4	29.0	29.2	29.5	30.7	30.9	31.5	31.3	31.9	31.5	31.0	31.5	30.6	30.3	29.3	29.6
55	22.8	22.6	21.8	21.1	20.7	20.9	21.0	21.5	21.5	21.8	21.9	22.2	21.8	21.6	22.0	21.7	21.8	21.3	21.5
60	16.5	16.4	16.2	16.1	15.9	16.0	16.1	16.4	16.4	16.5	16.7	17.0	16.6	16.4	16.8	16.6	16.6	16.3	16.5
65	12.9	12.9	12.8	12.9	12.7	12.9	12.9	13.1	13.1	13.2	13.3	13.5	13.1	13.0	13.2	13.1	13.0	12.8	12.9
70	10.3	10.3	10.3	10.3	10.2	10.3	10.3	10.5	10.5	10.5	10.7	10.8	10.6	10.6	10.7	10.6	10.5	10.4	10.5
75	8.25	8.16	8.12	8.14	8.08	8.18	8.20	8.37	8.32	8.43	8.50	8.65	8.67	8.67	8.78	8.61	8.63	8.58	8.64
80	6.56	6.50	6.55	6.50	6.45	6.51	6.50	6.58	6.57	6.62	6.67	6.77	6.99	7.02	7.14	6.96	6.98	6.98	7.02
85	5.26	5.22	5.32	5.04	4.99	5.05	5.05	5.14	5.16	5.25	5.27	5.35	5.86	5.98	6.20	5.78	5.81	5.77	5.81
90	4.18	3.97	4.22	3.73	3.74	3.75	3.75	3.75	3.78	3.78	3.81	3.84	4.78	4.95	5.28	4.60	4.66	4.59	4.60
95	4.11	3.84	4.03	3.66	3.68	3.69	3.71	3.71	3.72	3.70	3.72	3.71	5.12	5.01	5.07	4.67	4.66	4.67	4.66
100	3.75	3.72	3.82	3.70	3.72	3.72	3.75	3.74	3.74	3.72	3.72	3.71	4.93	4.94	4.93	4.82	4.80	4.82	4.81
105	4.04	4.02	4.07	4.01	4.03	4.02	4.04	4.02	4.04	4.02	4.03	4.00	5.15	5.16	5.14	5.12	5.09	5.12	5.10
110	4.61	4.58	4.63	4.59	4.61	4.56	4.60	4.57	4.62	4.58	4.60	4.55	5.64	5.65	5.61	5.60	5.58	5.62	5.60
115	5.44	5.40	5.46	5.42	5.46	5.41	5.46	5.41	5.46	5.38	5.38	5.32	6.30	6.33	6.28	6.29	6.28	6.33	6.31
120	6.51	6.48	6.58	6.55	6.63	6.58	6.63	6.55	6.57	6.44	6.42	6.33	7.21	7.22	7.17	7.21	7.19	7.26	7.23
125	7.86	7.85	7.99	7.94	8.04	7.97	8.03	7.92	7.90	7.76	7.74	7.62	8.35	8.35	8.30	8.33	8.32	8.38	8.38
130	9.48	9.48	9.59	9.54	9.64	9.56	9.61	9.48	9.46	9.34	9.33	9.20	9.72	9.70	9.64	9.67	9.64	9.69	9.70
135	11.2	11.2	11.3	11.2	11.3	11.2	11.3	11.1	11.1	11.0	11.1	10.9	11.3	11.2	11.1	11.2	11.1	11.2	11.2
140	12.8	12.8	12.8	12.8	12.8	12.8	12.8	12.7	12.7	12.6	12.6	12.5	12.8	12.8	12.7	12.7	12.6	12.7	12.6
145	14.2	14.2	14.2	14.1	14.2	14.1	14.2	14.1	14.1	14.0	14.0	14.0	14.2	14.2	14.1	14.1	14.0	14.1	14.0
150	15.3	15.3	15.3	15.2	15.3	15.3	15.3	15.2	15.2	15.2	15.2	15.1	15.3	15.3	15.3	15.3	15.2	15.3	15.3
155	15.9	15.9	15.9	15.9	16.0	15.9	16.0	15.9	15.9	15.9	15.9	15.9	16.0	16.0	16.0	16.0	16.0	16.1	16.1
160	16.2	16.2	16.2	16.2	16.3	16.2	16.3	16.2	16.2	16.2	16.3	16.3	16.3	16.3	16.4	16.4	16.4	16.4	16.4
165	16.3	16.3	16.3	16.3	16.3	16.2	16.3	16.3	16.4	16.4	16.5	16.5	16.6	16.5	16.6	16.5	16.5	16.5	16.5
170	16.3	16.3	16.3	16.2	16.2	16.2	16.3	16.4	16.5	16.5	16.5	16.5	16.6	16.6	16.6	16.6	16.6	16.6	16.6
175	16.4	16.4	16.4	16.4	16.5	16.5	16.6	16.6	16.6	16.6	16.6	16.6	16.6	16.6	16.7	16.7	16.7	16.7	16.7
180	16.7	16.7	16.7	16.7	16.8	16.8	16.8	16.8	16.8	16.8	16.8	16.8	16.7	16.7	16.7	16.7	16.8	16.8	16.8

C Range: 0 - 360DEG  
C Interval: 15.0DEG  
Test Speed: HIGH  
Temperature:25.3DEG  
Operators:ZhangXiao  
Test Date:2016-08-01

γ Range: 0 - 180DEG  
γ Interval: 1.0DEG  
Test System:EVERFINE GO-2000B\_V1 SYSTEM V2.0.265  
Humidity:65.0%  
Test Distance:6.610m [K=1.0000]  
Remarks:

# LUMINOUS DISTRIBUTION INTENSITY DATA

Test:U:226.6V I:0.0900A P:19.50W PF:0.9540 Lamp Flux:2049.74x1 lm		
NAME:	TYPE:	WEIGHT:
DIM.:	SPEC.:	SERIAL No.:
MFR.: Rayconn	SUR.:	PROTECTION ANGLE:

Table--2

UNIT: cd

C(DEC) γ (DEC)	285	300	315	330	345														
0	4077	4077	4077	4077	4077														
5	3639	3630	3561	3552	3495														
10	3150	3064	2945	2876	2789														
15	2915	2702	2495	2389	2270														
20	2172	2092	1960	1897	1799														
25	1444	1477	1443	1442	1381														
30	994	1035	999	1028	967														
35	229	254	248	259	244														
40	85.9	96.2	103	111	114														
45	47.4	51.3	53.7	58.5	60.7														
50	29.7	31.1	31.7	33.6	34.6														
55	21.4	21.9	21.9	22.5	22.6														
60	16.4	16.6	16.4	16.7	16.5														
65	13.0	13.1	13.1	13.2	13.0														
70	10.5	10.6	10.6	10.7	10.5														
75	8.64	8.70	8.61	8.66	8.50														
80	7.00	7.04	6.98	6.97	6.88														
85	5.76	5.81	5.78	5.75	5.67														
90	4.55	4.57	4.60	4.56	4.55														
95	4.68	4.68	4.72	4.68	4.68														
100	4.84	4.84	4.88	4.83	4.85														
105	5.14	5.13	5.21	5.14	5.18														
110	5.64	5.63	5.67	5.67	5.69														
115	6.35	6.33	6.39	6.38	6.42														
120	7.28	7.26	7.32	7.32	7.38														
125	8.44	8.42	8.49	8.48	8.56														
130	9.79	9.79	9.88	9.85	9.97														
135	11.3	11.3	11.4	11.4	11.5														
140	12.8	12.8	12.9	12.9	13.0														
145	14.1	14.2	14.3	14.3	14.4														
150	15.3	15.4	15.4	15.4	15.5														
155	16.1	16.1	16.1	16.1	16.1														
160	16.4	16.4	16.4	16.4	16.4														
165	16.6	16.6	16.6	16.6	16.6														
170	16.6	16.6	16.6	16.6	16.6														
175	16.7	16.7	16.7	16.7	16.7														
180	16.8	16.8	16.8	16.8	16.8														

C Range: 0 - 360DEG  
C Interval: 15.0DEG  
Test Speed: HIGH  
Temperature:25.3DEG  
Operators:ZhangXiao  
Test Date:2016-08-01

γ Range: 0 - 180DEG  
γ Interval: 1.0DEG  
γ Test System:EVERFINE GO-2000B\_V1 SYSTEM V2.0.265  
Humidity:65.0%  
Test Distance:6.610m [K=1.0000]  
Remarks: