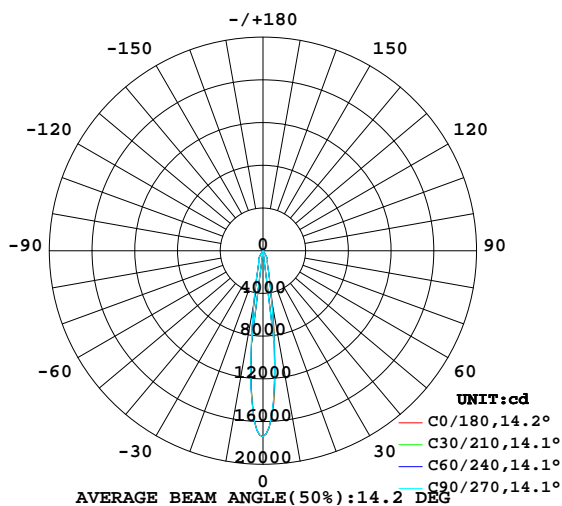


## LUMINAIRE PHOTOMETRIC TEST REPORT

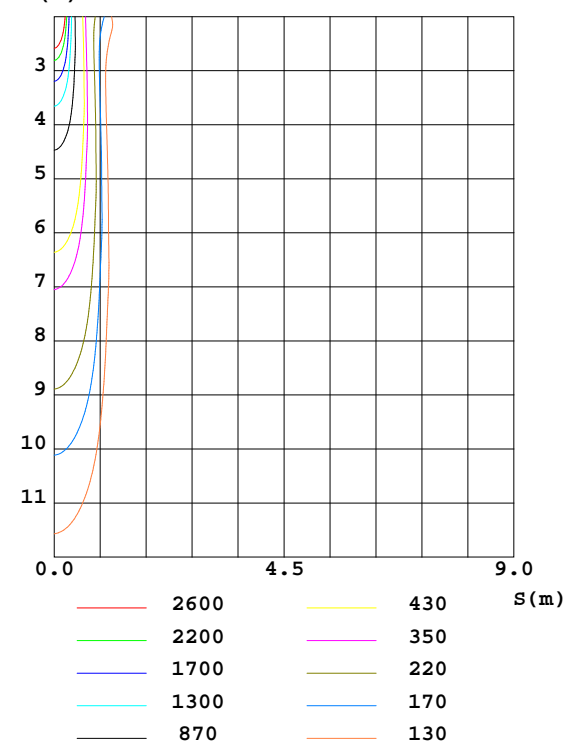
Test:U:226.6V I:0.1260A P:27.50W PF:0.9610 Lamp Flux:2252.79x1 lm		
NAME:	TYPE:	WEIGHT:
DIM.:	SPEC.:	SERIAL No.:
MFR.: Rayconn	SUR.:	PROTECTION ANGLE:

DATA OF LAMP		PHOTOMETRIC DATA Eff: 81.92 lm/W			
MODEL	TL26-30W-927-W-15	Imax(cd)	17399	S/MH(C0/180)	0.25
NOMINAL POWER(W)	28	LOR(%)	100.0	S/MH(C90/270)	0.24
RATED VOLTAGE(V)	226	TOTAL FLUX(lm)	2252.8	η UP,DN(C0-180)	1.2,48.5
NOMINAL FLUX(lm)	2252.79	CIE CLASS	DIRECT	η UP,DN(C180-360)	1.4,48.9
LAMPS INSIDE	1	η up(%)	2.6	CIBSE SHR NOM	0.00
TEST VOLTAGE(V)	226.6	η down(%)	97.4	CIBSE SHR MAX	1.00

LUMINOUS INTENSITY DISTRIBUTION DIAGRAM



C0 PLANE ISOLUX DIAGRAM (UNIT:lx)



C Range: 0 - 360DEG  
C Interval: 15.0DEG  
Test Speed: HIGH  
Temperature:25.3DEG  
Operators:ZhangXiao  
Test Date:2016-08-15

γ Range: 0 - 180DEG  
γ Interval: 1.0DEG  
Test System:EVERFINE GO-2000B\_V1 SYSTEM V2.0.265  
Humidity:65.0%  
Test Distance:6.590m [K=1.0000]  
Remarks:

## ZONAL FLUX DIAGRAM

### ZONAL FLUX DIAGRAM:

$\gamma$	C0	C45	C90	C135	C180	C225	C270	C315	$\gamma$	$\Phi$ zone	$\Phi$ total	$\%lum, lamp$
10	496.4	489.6	464.4	488.6	484.6	471.6	507.2	497.8	0- 10	925.7	925.7	41.1,41.1
20	122.8	122.7	120.1	120.8	119.1	118.2	121.5	121.9	10- 20	621.1	1547	68.7,68.7
30	72.36	73.11	71.62	70.52	70.19	68.50	74.21	71.92	20- 30	443.6	1990	88.4,88.4
40	4.244	4.198	3.944	4.217	4.363	4.157	4.380	4.100	30- 40	160.1	2150	95.5,95.5
50	0.9109	0.8577	0.9080	0.9831	0.8933	0.8208	0.8635	0.9326	40- 50	14.15	2165	96.1,96.1
60	0.8583	0.8259	0.8621	0.9070	0.8323	0.8039	0.7776	0.8423	50- 60	7.400	2172	96.4,96.4
70	0.7357	0.7279	0.7355	0.7616	0.7351	0.7186	0.7196	0.7286	60- 70	8.284	2180	96.8,96.8
80	0.6369	0.6162	0.6181	0.6385	0.6148	0.6175	0.6187	0.6404	70- 80	7.025	2187	97.1,97.1
90	0.4540	0.4445	0.4483	0.4791	0.5340	0.5369	0.5309	0.5830	80- 90	6.242	2194	97.4,97.4
100	0.3236	0.3195	0.3228	0.3380	0.5493	0.5488	0.5473	0.5645	90-100	5.009	2199	97.6,97.6
110	0.4628	0.4620	0.4684	0.4658	0.6042	0.6045	0.5999	0.6037	100-110	5.045	2204	97.8,97.8
120	0.5960	0.5945	0.6015	0.5994	0.7137	0.7137	0.7061	0.7101	110-120	5.857	2209	98.1,98.1
130	0.9499	0.9455	0.9640	0.9591	1.041	1.041	1.024	1.030	120-130	7.061	2217	98.4,98.4
140	1.525	1.522	1.533	1.532	1.559	1.562	1.548	1.549	130-140	9.878	2226	98.8,98.8
150	1.781	1.775	1.778	1.811	1.810	1.813	1.810	1.805	140-150	10.59	2237	99.3,99.3
160	1.893	1.889	1.892	1.888	1.905	1.906	1.902	1.903	150-160	8.554	2246	99.7,99.7
170	1.927	1.925	1.920	1.920	1.936	1.939	1.942	1.939	160-170	5.461	2251	99.9,99.9
180	1.757	1.753	1.757	1.760	1.757	1.754	1.756	1.761	170-180	1.783	2253	100,100
DEG	LUMINOUS INTENSITY:×10cd									UNIT:lm		

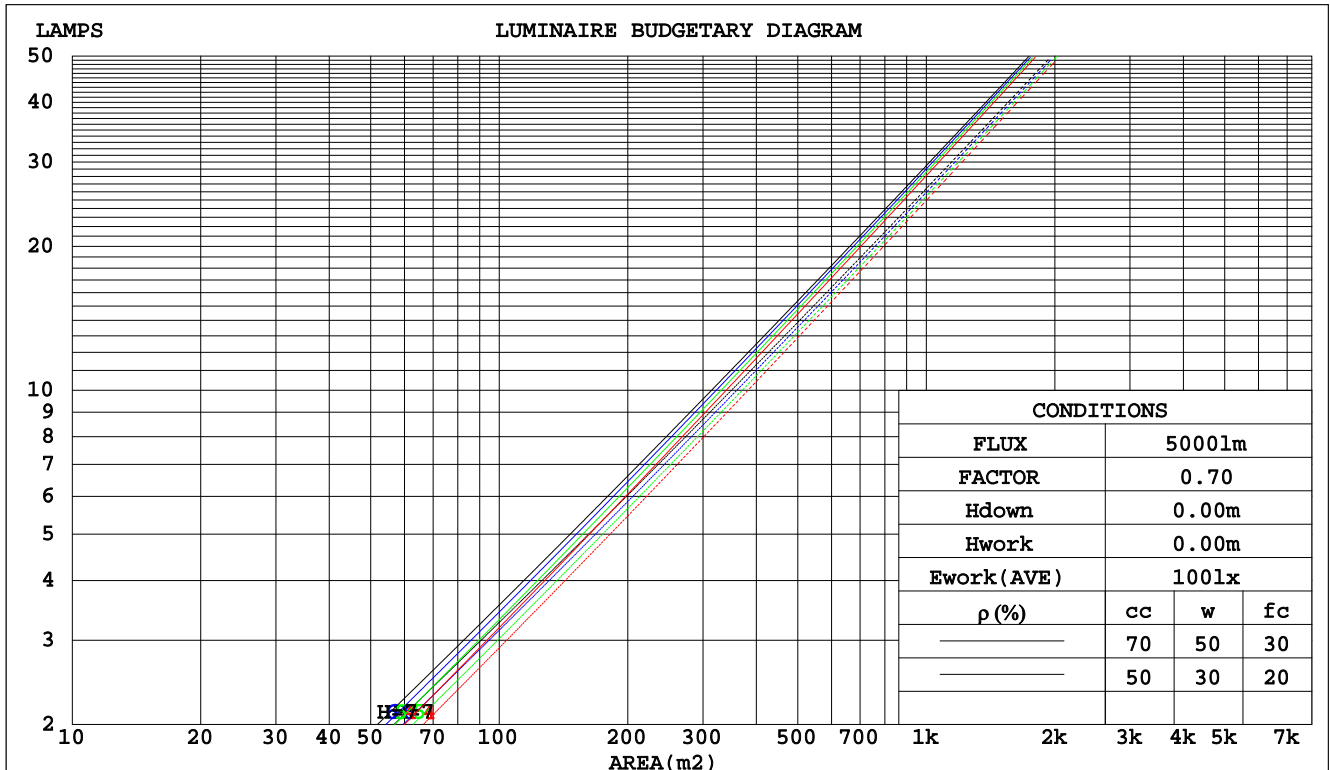
C Range: 0 - 360DEG  
C Interval: 15.0DEG  
Test Speed: HIGH  
Temperature:25.3DEG  
Operators:ZhangXiao  
Test Date:2016-08-15

$\gamma$  Range: 0 - 180DEG  
 $\gamma$  Interval: 1.0DEG  
 $\gamma$  Test System:EVERFINE GO-2000B\_V1 SYSTEM V2.0.265  
Humidity:65.0%  
Test Distance:6.590m [K=1.0000]  
Remarks:

### CU AND LUMINAIRE BUDGETARY ESTIMATE DIAGRAM

Test:U:226.6V I:0.1260A P:27.50W PF:0.9610 Lamp Flux:2252.79x1 lm		
NAME:	TYPE:	WEIGHT:
DIM.:	SPEC.:	SERIAL No.:
MFR.: Rayconn	SUR.:	PROTECTION ANGLE:

pcc	80%			70%			50%			30%			10%			0
pw	50%	30%	10%	50%	30%	10%	50%	30%	10%	50%	30%	10%	50%	30%	10%	0
pfc	20%			20%			20%			20%			20%			0
RCR	RCR:Room Cavity Ratio						Coefficients of Utilization(CU)									
0.0	1.18	1.18	1.18	1.15	1.15	1.15	1.10	1.10	1.10	1.04	1.04	1.04	.00	.00	.00	.97
1.0	1.12	1.10	1.08	1.09	1.08	1.06	1.05	1.04	1.02	1.01	.00	.99	.97	.96	.96	.94
2.0	1.06	1.03	1.00	1.04	1.01	.99	1.01	.98	.97	.97	.96	.94	.94	.93	.92	.90
3.0	1.01	.98	.95	.00	.96	.94	.97	.94	.92	.94	.92	.90	.92	.90	.88	.87
4.0	.97	.93	.90	.96	.92	.89	.94	.90	.88	.91	.89	.87	.89	.87	.85	.84
5.0	.93	.89	.86	.92	.88	.85	.90	.87	.84	.89	.86	.84	.87	.85	.83	.81
6.0	.90	.86	.83	.89	.85	.82	.88	.84	.81	.86	.83	.81	.85	.82	.80	.79
7.0	.87	.83	.80	.86	.82	.79	.85	.81	.79	.84	.81	.78	.83	.80	.78	.77
8.0	.84	.80	.77	.84	.80	.77	.83	.79	.76	.81	.78	.76	.80	.78	.76	.75
9.0	.82	.78	.75	.81	.77	.75	.80	.77	.74	.79	.76	.74	.78	.76	.74	.73
10.0	.80	.75	.73	.79	.75	.73	.78	.75	.72	.77	.74	.72	.77	.74	.72	.71



C Range: 0 - 360DEG  
C Interval: 15.0DEG  
Test Speed: HIGH  
Temperature: 25.3DEG  
Operators: ZhangXiao  
Test Date: 2016-08-15

γ Range: 0 - 180DEG  
γ Interval: 1.0DEG  
Test System: EVERFINE GO-2000B\_V1 SYSTEM V2.0.265  
Humidity: 65.0%  
Test Distance: 6.590m [K=1.0000]  
Remarks:

**WEC AND CCEC**

Test:U:226.6V I:0.1260A P:27.50W PF:0.9610 Lamp Flux:2252.79x1 lm									
NAME:				TYPE:				WEIGHT:	
DIM.:				SPEC.:				SERIAL No.:	
MFR.: Rayconn				SUR.:				PROTECTION ANGLE:	

pcc	80%			70%			50%			30%			10%			0
pw	50%	30%	10%	50%	30%	10%	50%	30%	10%	50%	30%	10%	50%	30%	10%	0
pfc	20%			20%			20%			20%			20%			0
RCR	RCR:Room Cavity Ratio						Wall Exitance Coefficients(WEC)									
0.0																
1.0	.146	.083	.026	.138	.079	.025	.124	.071	.023	.112	.064	.021	.100	.058	.019	
2.0	.134	.074	.023	.128	.071	.022	.117	.065	.020	.106	.059	.019	.096	.054	.017	
3.0	.125	.066	.020	.120	.064	.019	.110	.059	.018	.101	.055	.017	.092	.051	.016	
4.0	.117	.061	.018	.112	.059	.017	.104	.055	.016	.096	.051	.016	.089	.048	.015	
5.0	.110	.056	.016	.106	.054	.016	.098	.051	.015	.092	.048	.014	.085	.046	.014	
6.0	.103	.052	.015	.100	.051	.015	.094	.048	.014	.088	.046	.013	.082	.043	.013	
7.0	.098	.048	.014	.095	.047	.013	.089	.045	.013	.084	.043	.013	.079	.041	.012	
8.0	.093	.045	.013	.090	.045	.013	.085	.043	.012	.081	.041	.012	.076	.039	.011	
9.0	.089	.043	.012	.086	.042	.012	.082	.040	.011	.078	.039	.011	.074	.037	.011	
10.0	.085	.041	.011	.083	.040	.011	.079	.038	.011	.075	.037	.011	.071	.036	.010	

pcc	80%			70%			50%			30%			10%			0
ρw	50%	30%	10%	50%	30%	10%	50%	30%	10%	50%	30%	10%	50%	30%	10%	0
ρfc	20%			20%			20%			20%			20%			0
RCR	RCR:Room Cavity Ratio			Ceiling Cavity Exitance Coefficients(CCEC)												
0.0	.211	.211	.211	.180	.180	.180	.123	.123	.123	.071	.071	.071	.023	.023	.023	
1.0	.189	.178	.168	.162	.153	.144	.111	.105	.100	.064	.061	.058	.020	.020	.019	
2.0	.172	.153	.137	.147	.132	.119	.101	.091	.083	.058	.053	.049	.019	.017	.016	
3.0	.157	.134	.115	.135	.115	.100	.092	.080	.070	.053	.047	.041	.017	.015	.014	
4.0	.145	.119	.099	.124	.102	.086	.085	.071	.060	.049	.042	.036	.016	.014	.012	
5.0	.134	.106	.086	.115	.092	.075	.079	.064	.053	.046	.038	.031	.015	.012	.010	
6.0	.126	.097	.076	.108	.084	.066	.074	.059	.047	.043	.034	.028	.014	.011	.009	
7.0	.118	.088	.068	.102	.077	.059	.070	.054	.042	.041	.032	.025	.013	.010	.008	
8.0	.112	.082	.061	.096	.071	.053	.066	.050	.038	.039	.029	.023	.013	.010	.007	
9.0	.106	.076	.056	.091	.066	.049	.063	.046	.035	.037	.027	.021	.012	.009	.007	
10.0	.101	.071	.052	.087	.062	.045	.060	.044	.032	.035	.026	.019	.011	.008	.006	

C Range: 0 - 360DEG  
C Interval: 15.0DEG  
Test Speed: HIGH  
Temperature:25.3DEG  
Operators:ZhangXiao  
Test Date:2016-08-15

γ Range: 0 - 180DEG  
γ Interval: 1.0DEG  
Test System:EVERFINE GO-2000B\_V1 SYSTEM V2.0.265  
Humidity:65.0%  
Test Distance:6.590m [K=1.0000]  
Remarks:

### Uncorrected UGR Table

Test:U:226.6V I:0.1260A P:27.50W PF:0.9610 Lamp Flux:2252.79x1 lm											
NAME:					TYPE:			WEIGHT:			
DIM.:					SPEC.:			SERIAL No.:			
MFR.: Rayconn					SUR.:			PROTECTION ANGLE:			
ceiling/cavity	0.7	0.7	0.5	0.5	0.3	0.7	0.7	0.5	0.5	0.3	
walls	0.5	0.3	0.5	0.3	0.3	0.5	0.3	0.5	0.3	0.3	
working plane	0.2	0.2	0.2	0.2	0.2	0.2	0.2	0.2	0.2	0.2	
Room dimensions		Viewed crosswise					Viewed endwise				
x = 2H y = 2H	13.3	14.0	13.6	14.2	14.4	13.1	13.8	13.3	13.9	14.1	
	3H	13.4	14.0	13.7	14.2	14.5	13.2	13.8	13.4	14.0	14.2
	4H	13.5	14.1	13.8	14.3	14.6	13.3	13.9	13.6	14.1	14.4
	6H	13.7	14.3	14.1	14.6	14.8	13.5	14.1	13.8	14.3	14.6
	8H	13.9	14.5	14.3	14.8	15.1	13.7	14.2	14.0	14.5	14.8
	12H	14.2	14.7	14.6	15.0	15.4	14.0	14.5	14.4	14.8	15.1
4H	2H	13.2	13.8	13.5	14.0	14.3	12.9	13.5	13.2	13.8	14.0
	3H	13.3	13.8	13.7	14.1	14.4	13.1	13.6	13.4	13.9	14.2
	4H	13.5	14.0	13.9	14.3	14.7	13.3	13.8	13.7	14.1	14.5
	6H	13.9	14.3	14.3	14.7	15.1	13.7	14.1	14.1	14.5	14.9
	8H	14.2	14.6	14.7	15.0	15.5	14.1	14.5	14.5	14.8	15.3
	12H	14.7	15.1	15.2	15.5	15.9	14.5	14.9	15.0	15.3	15.8
8H	4H	13.5	13.9	14.0	14.3	14.7	13.3	13.7	13.8	14.1	14.5
	6H	14.1	14.5	14.6	14.9	15.4	14.0	14.3	14.4	14.7	15.2
	8H	14.6	14.9	15.1	15.4	15.9	14.5	14.8	15.0	15.2	15.7
	12H	15.3	15.6	15.8	16.1	16.6	15.2	15.4	15.7	15.9	16.4
12H	4H	13.5	13.9	14.0	14.3	14.7	13.3	13.7	13.8	14.1	14.6
	6H	14.2	14.5	14.7	15.0	15.4	14.0	14.3	14.5	14.8	15.3
	8H	14.8	15.0	15.3	15.5	16.0	14.6	14.9	15.1	15.4	15.9
Variations with the observer position at spacings:											
S = 1.0H	+ 0.9 / - 0.5					+ 0.8 / - 0.5					
1.5H	+ 1.9 / - 0.5					+ 1.7 / - 0.4					
2.0H	+ 0.3 / - 0.3					+ 0.3 / - 0.2					

CIE Pub.117 Corrected 2253 lm Total Lamp Luminous Flux.(8log(F/F0) = 2.8)

C Range: 0 - 360DEG  
C Interval: 15.0DEG  
Test Speed: HIGH  
Temperature:25.3DEG  
Operators:ZhangXiao  
Test Date:2016-08-15

γ Range: 0 - 180DEG  
γ Interval: 1.0DEG  
Test System:EVERFINE GO-2000B\_V1 SYSTEM V2.0.265  
Humidity:65.0%  
Test Distance:6.590m [K=1.0000]  
Remarks:

## UTILIZATION FACTORS TABLE

Test:U:226.6V I:0.1260A P:27.50W PF:0.9610 Lamp Flux:2252.79x1 lm		
NAME:	TYPE:	WEIGHT:
DIM.:	SPEC.:	SERIAL No.:
MFR.: Rayconn	SUR.:	PROTECTION ANGLE:

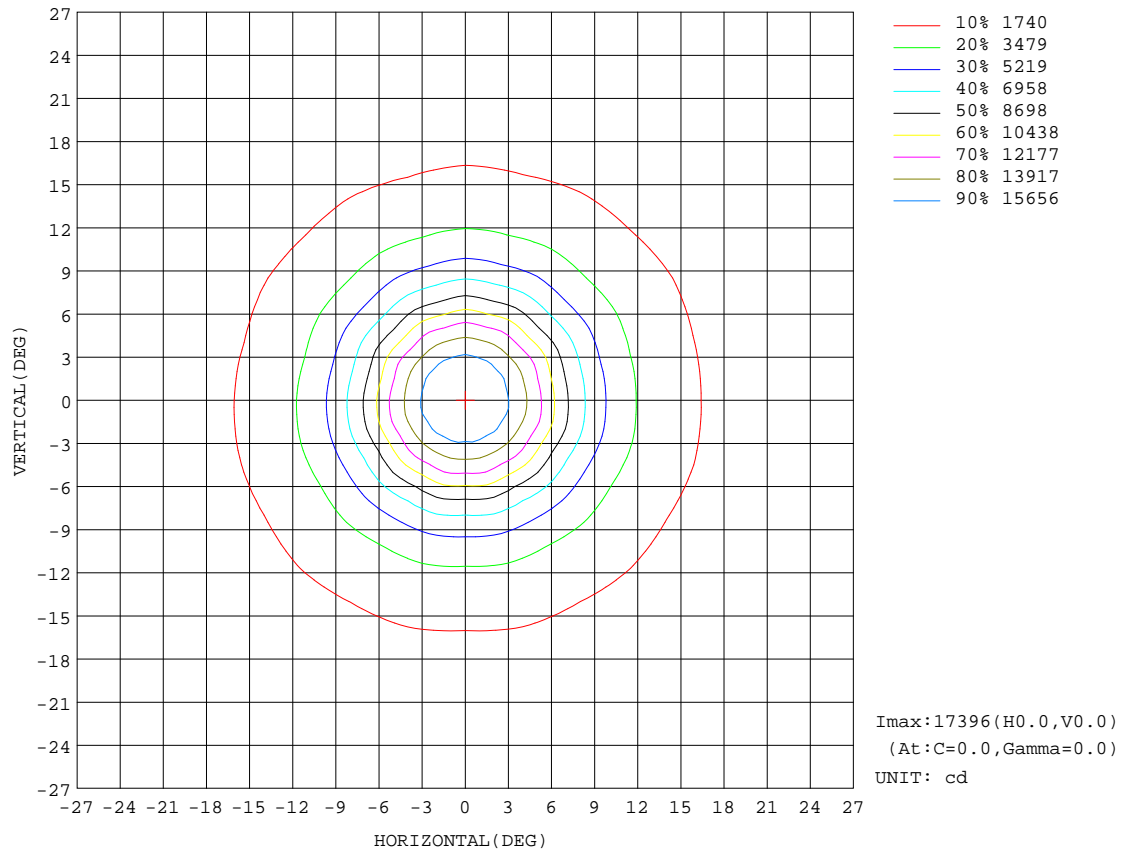
REFLECTANCE										
Ceiling	0.8	0.8	0.8	0.7	0.7	0.7	0.5	0.5	0.5	0
Walls	0.7	0.5	0.3	0.7	0.5	0.3	0.7	0.5	0.3	0
Working plane	0.2	0.2	0.2	0.2	0.2	0.2	0.2	0.2	0.2	0
ROOM INDEX	UTILIZATION FACTORS(PERCENT) $k(RI) \times RCR = 5$									
$k = 0.60$	89	83	79	88	83	79	87	82	79	76
0.80	96	90	87	95	90	87	94	89	86	83
1.00	100	94	91	99	94	91	97	93	90	86
1.25	103	98	95	102	98	95	100	96	94	89
1.50	106	101	98	104	100	97	102	99	96	91
2.00	108	104	101	107	103	100	104	101	98	93
2.50	110	106	103	108	105	102	105	102	100	93
3.00	111	108	105	109	106	104	106	103	101	94
4.00	113	111	108	111	109	107	107	105	104	96
5.00	115	112	111	112	110	109	108	106	105	97
ROOM INDEX	UF(total)									Direct
According to DIN EN 13032-2 2004			Suspended					SHRNOM = 1.25		

C Range: 0 - 360DEG  
C Interval: 15.0DEG  
Test Speed: HIGH  
Temperature:25.3DEG  
Operators:ZhangXiao  
Test Date:2016-08-15

$\gamma$  Range: 0 - 180DEG  
 $\gamma$  Interval: 1.0DEG  
 $\gamma$  Test System:EVERFINE GO-2000B\_V1 SYSTEM V2.0.265  
Humidity:65.0%  
Test Distance:6.590m [K=1.0000]  
Remarks:

### ISOCANDELA DIAGRAM

Test:U:226.6V I:0.1260A P:27.50W PF:0.9610 Lamp Flux:2252.79x1 lm		
NAME:	TYPE:	WEIGHT:
DIM.:	SPEC.:	SERIAL No.:
MFR.: Rayconn	SUR.:	PROTECTION ANGLE:



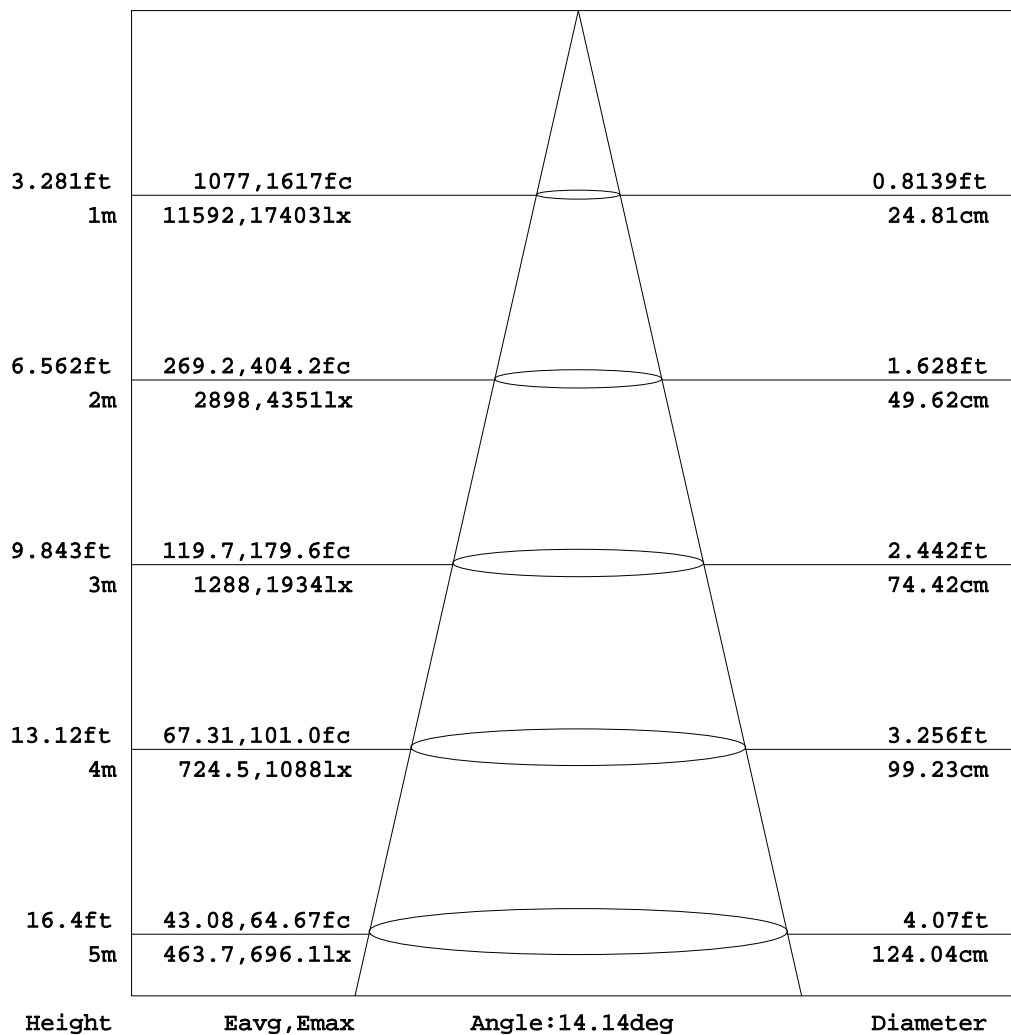
C Range: 0 - 360DEG  
C Interval: 15.0DEG  
Test Speed: HIGH  
Temperature:25.3DEG  
Operators:ZhangXiao  
Test Date:2016-08-15

γ Range: 0 - 180DEG  
γ Interval: 1.0DEG  
Test System:EVERFINE GO-2000B\_V1 SYSTEM V2.0.265  
Humidity:65.0%  
Test Distance:6.590m [K=1.0000]  
Remarks:

### AAI Figure

Test:U:226.6V I:0.1260A P:27.50W PF:0.9610 Lamp Flux:2252.79x1 lm		
NAME:	TYPE:	WEIGHT:
DIM.:	SPEC.:	SERIAL No.:
MFR.: Rayconn	SUR.:	PROTECTION ANGLE:

Flux out:719.3 lm



Note:The Curves indicate the illuminated area and the average illumination when the luminaire is at different distance.

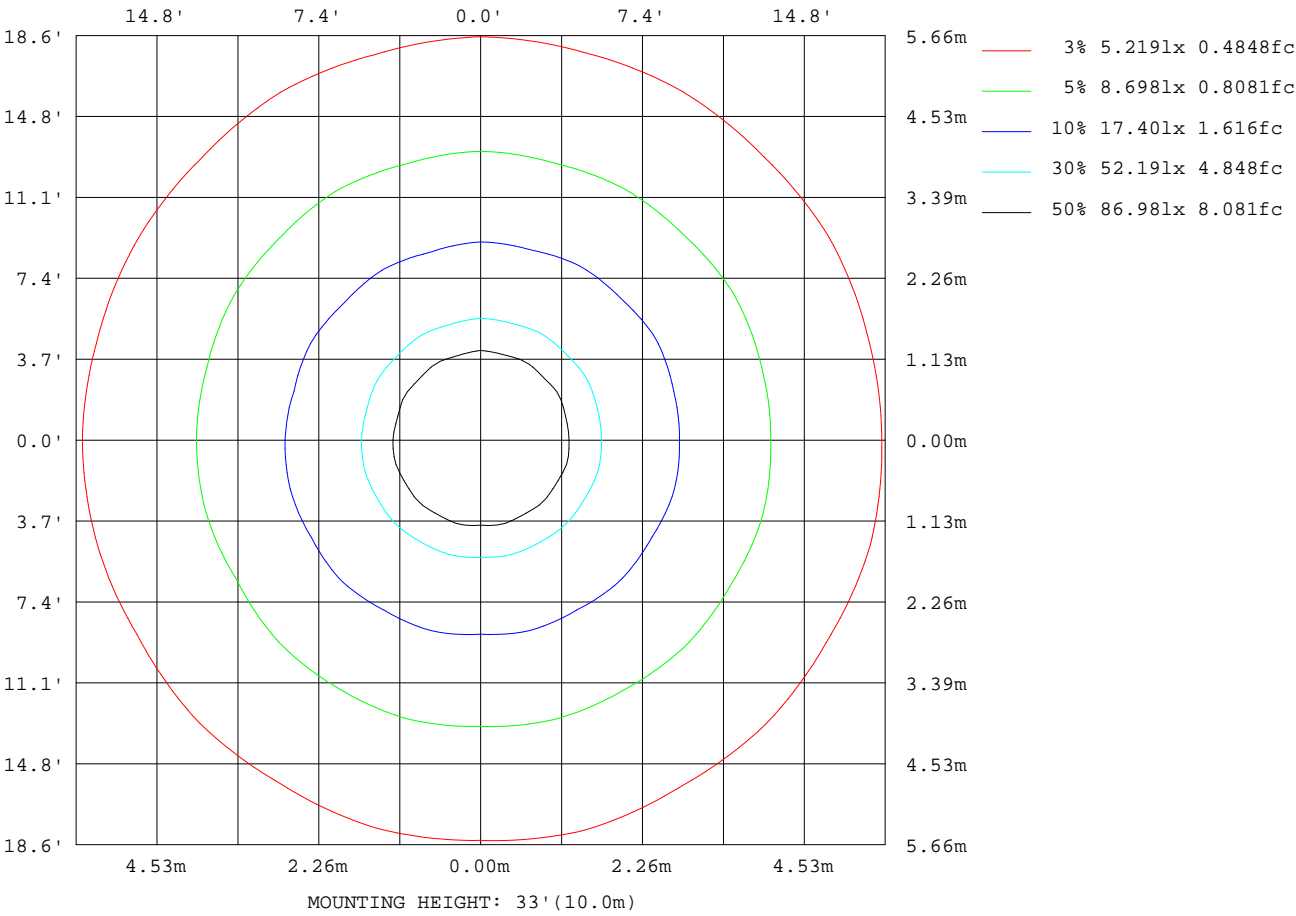
C Range: 0 - 360DEG  
C Interval: 15.0DEG  
Test Speed: HIGH  
Temperature:25.3DEG  
Operators:ZhangXiao  
Test Date:2016-08-15

γ Range: 0 - 180DEG  
γ Interval: 1.0DEG  
Test System:EVERFINE GO-2000B\_V1 SYSTEM V2.0.265  
Humidity:65.0%  
Test Distance:6.590m [K=1.0000]  
Remarks:



ISOLUX DIAGRAM

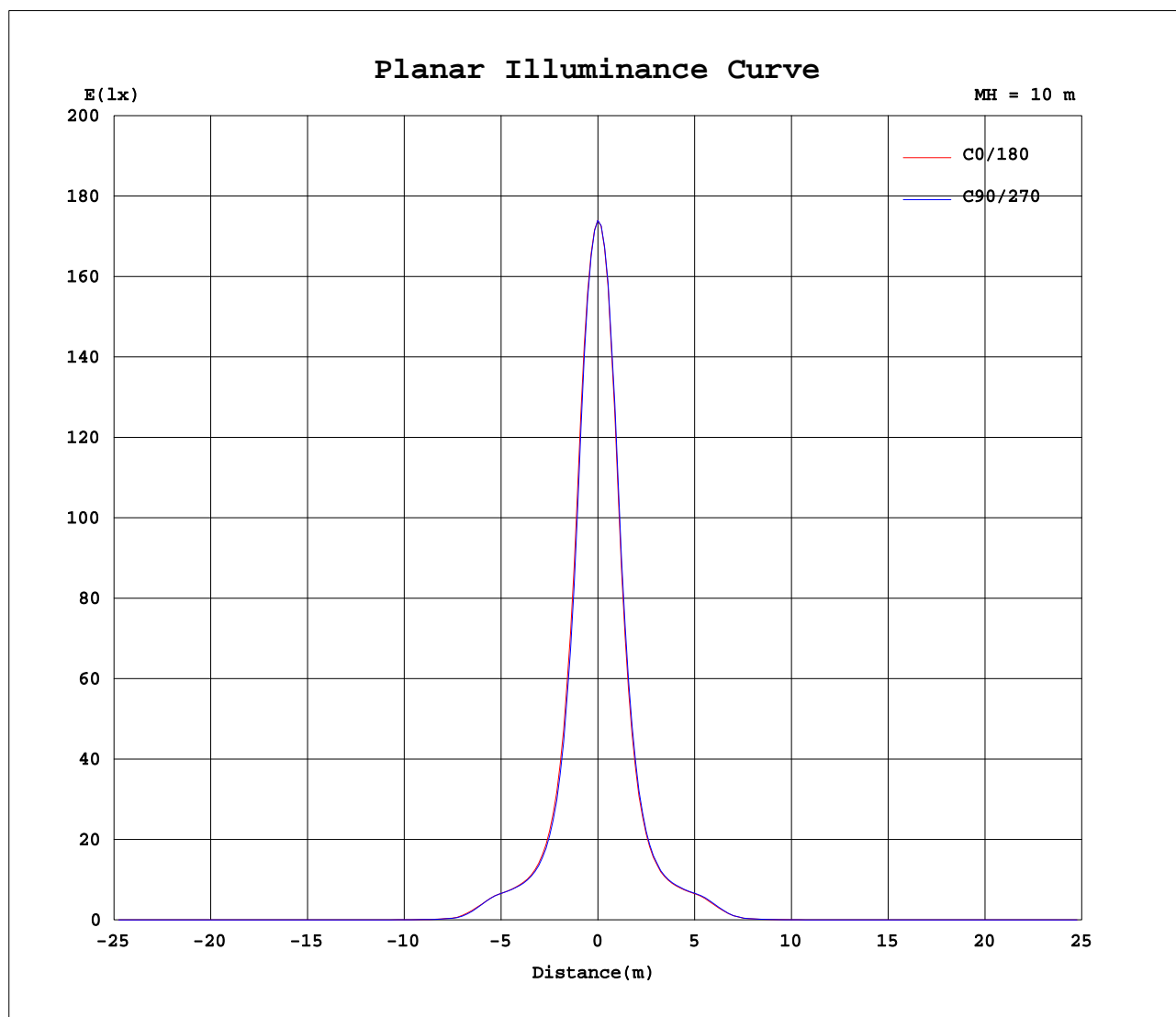
Test:U:226.6V I:0.1260A P:27.50W PF:0.9610 Lamp Flux:2252.79x1 lm		
NAME:	TYPE:	WEIGHT:
DIM.:	SPEC.:	SERIAL No.:
MFR.: Rayconn	SUR.:	PROTECTION ANGLE:



C Range: 0 - 360DEG  
C Interval: 15.0DEG  
Test Speed: HIGH  
Temperature: 25.3DEG  
Operators: ZhangXiao  
Test Date: 2016-08-15

γ Range: 0 - 180DEG  
γ Interval: 1.0DEG  
Test System: EVERFINE GO-2000B\_V1 SYSTEM V2.0.265  
Humidity: 65.0%  
Test Distance: 6.590m [K=1.0000]  
Remarks:

## Planar Illuminance Curve



C Range: 0 - 360DEG  
C Interval: 15.0DEG  
Test Speed: HIGH  
Temperature: 25.3DEG  
Operators: ZhangXiao  
Test Date: 2016-08-15

$\gamma$  Range: 0 - 180DEG  
 $\gamma$  Interval: 1.0DEG  
Test System: EVERFINE GO-2000B\_V1 SYSTEM V2.0.265  
Humidity: 65.0%  
Test Distance: 6.590m [K=1.0000]  
Remarks:

# LUMINOUS DISTRIBUTION INTENSITY DATA

Test:U:226.6V I:0.1260A P:27.50W PF:0.9610 Lamp Flux:2252.79x1 lm																			
NAME:										TYPE:					WEIGHT:				
DIM.:										SPEC.:					SERIAL No.:				
MFR.: Rayconn										SUR.:					PROTECTION ANGLE:				

Table--1

UNIT: ×10cd

C(DEG) γ (DEG)	0	15	30	45	60	75	90	105	120	135	150	165	180	195	210	225	240	255	270
0	1740	1740	1740	1740	1740	1740	1740	1740	1740	1740	1740	1740	1740	1740	1740	1740	1740	1740	1740
5	1274	1290	1254	1272	1236	1260	1231	1261	1238	1270	1247	1283	1274	1245	1283	1252	1293	1260	1299
10	496	503	481	490	469	480	464	481	471	489	476	489	485	467	488	472	495	482	507
15	208	211	203	207	200	204	198	204	201	207	200	204	202	195	202	196	204	199	208
20	123	124	122	123	121	122	120	122	121	121	118	119	119	118	119	118	121	119	121
25	97.1	98.3	97.4	97.6	97.0	97.6	96.5	96.7	95.8	95.3	93.8	95.0	95.7	96.0	96.4	96.0	97.3	96.4	97.2
30	72.4	73.9	71.7	73.1	71.3	74.2	71.6	72.7	69.8	70.5	67.4	69.7	70.2	68.5	69.3	68.5	72.4	71.3	74.2
35	20.8	22.0	19.6	20.7	18.3	20.0	17.6	18.5	17.0	19.1	17.4	19.6	19.4	17.8	18.9	17.8	19.5	18.3	19.9
40	4.24	4.37	4.07	4.20	3.87	4.05	3.94	4.20	4.08	4.22	4.20	4.55	4.36	4.10	4.28	4.16	4.30	4.17	4.38
45	1.50	1.53	1.44	1.45	1.39	1.48	1.46	1.52	1.53	1.62	1.63	1.68	1.59	1.48	1.49	1.43	1.48	1.46	1.54
50	0.91	0.88	0.86	0.86	0.87	0.89	0.91	0.92	0.95	0.98	1.00	0.98	0.89	0.87	0.84	0.82	0.81	0.83	0.86
55	0.85	0.80	0.78	0.78	0.80	0.81	0.83	0.83	0.86	0.87	0.88	0.85	0.78	0.78	0.75	0.74	0.73	0.74	0.74
60	0.86	0.83	0.83	0.83	0.84	0.85	0.86	0.87	0.90	0.91	0.91	0.89	0.83	0.83	0.80	0.80	0.83	0.80	0.78
65	0.86	0.85	0.86	0.86	0.87	0.87	0.88	0.89	0.91	0.91	0.92	0.92	0.87	0.87	0.85	0.85	0.88	0.85	0.84
70	0.74	0.73	0.73	0.73	0.73	0.74	0.74	0.75	0.75	0.76	0.76	0.77	0.74	0.72	0.72	0.72	0.73	0.72	0.72
75	0.67	0.66	0.66	0.65	0.66	0.66	0.66	0.66	0.67	0.68	0.68	0.67	0.65	0.65	0.64	0.65	0.65	0.65	0.65
80	0.64	0.63	0.62	0.62	0.62	0.62	0.62	0.62	0.63	0.64	0.64	0.63	0.61	0.62	0.61	0.62	0.62	0.62	0.62
85	0.57	0.57	0.56	0.56	0.56	0.56	0.56	0.56	0.56	0.59	0.57	0.57	0.58	0.59	0.58	0.59	0.59	0.59	0.59
90	0.45	0.45	0.45	0.44	0.45	0.44	0.45	0.44	0.44	0.48	0.45	0.45	0.53	0.54	0.54	0.54	0.53	0.53	0.53
95	0.37	0.36	0.36	0.36	0.36	0.36	0.36	0.36	0.36	0.39	0.37	0.36	0.54	0.54	0.54	0.54	0.54	0.54	0.54
100	0.32	0.32	0.32	0.32	0.32	0.32	0.32	0.32	0.32	0.34	0.33	0.32	0.55	0.55	0.55	0.55	0.55	0.55	0.55
105	0.38	0.37	0.38	0.37	0.38	0.37	0.38	0.37	0.38	0.38	0.38	0.38	0.57	0.57	0.57	0.57	0.57	0.57	0.57
110	0.46	0.46	0.47	0.46	0.47	0.46	0.47	0.47	0.47	0.47	0.47	0.47	0.60	0.61	0.60	0.60	0.60	0.60	0.60
115	0.53	0.53	0.53	0.53	0.53	0.53	0.54	0.53	0.54	0.53	0.54	0.53	0.65	0.65	0.65	0.65	0.65	0.65	0.64
120	0.60	0.59	0.60	0.59	0.60	0.60	0.60	0.60	0.60	0.60	0.60	0.60	0.71	0.72	0.71	0.71	0.71	0.71	0.71
125	0.71	0.71	0.72	0.71	0.72	0.71	0.72	0.72	0.73	0.72	0.73	0.72	0.83	0.83	0.83	0.83	0.82	0.83	0.82
130	0.95	0.94	0.95	0.95	0.96	0.95	0.96	0.96	0.97	0.96	0.97	0.96	1.04	1.05	1.04	1.04	1.03	1.03	1.02
135	1.27	1.26	1.27	1.26	1.28	1.27	1.28	1.27	1.28	1.28	1.28	1.27	1.32	1.33	1.32	1.32	1.31	1.31	1.30
140	1.52	1.52	1.53	1.52	1.53	1.53	1.53	1.53	1.54	1.53	1.54	1.53	1.56	1.57	1.56	1.56	1.55	1.56	1.55
145	1.70	1.67	1.68	1.68	1.72	1.70	1.68	1.68	1.69	1.72	1.70	1.68	1.71	1.73	1.73	1.72	1.71	1.71	1.72
150	1.78	1.77	1.78	1.77	1.79	1.79	1.78	1.78	1.79	1.81	1.79	1.78	1.81	1.82	1.82	1.81	1.81	1.81	1.81
155	1.84	1.84	1.84	1.84	1.84	1.84	1.84	1.84	1.84	1.84	1.85	1.84	1.87	1.87	1.87	1.87	1.86	1.87	1.86
160	1.89	1.89	1.89	1.89	1.89	1.89	1.89	1.89	1.89	1.89	1.89	1.89	1.90	1.91	1.90	1.91	1.90	1.91	1.90
165	1.94	1.93	1.93	1.93	1.93	1.93	1.93	1.93	1.93	1.93	1.93	1.93	1.94	1.94	1.94	1.94	1.94	1.94	1.94
170	1.93	1.93	1.93	1.92	1.92	1.92	1.92	1.92	1.92	1.92	1.92	1.92	1.94	1.94	1.94	1.94	1.94	1.94	1.94
175	1.82	1.82	1.81	1.81	1.81	1.81	1.81	1.81	1.81	1.81	1.81	1.82	1.84	1.84	1.84	1.84	1.85	1.85	1.85
180	1.76	1.75	1.75	1.75	1.75	1.75	1.76	1.76	1.76	1.76	1.76	1.76	1.76	1.75	1.75	1.75	1.75	1.75	1.76

C Range: 0 - 360DEG  
C Interval: 15.0DEG  
Test Speed: HIGH  
Temperature:25.3DEG  
Operators:ZhangXiao  
Test Date:2016-08-15

γ Range: 0 - 180DEG  
γ Interval: 1.0DEG  
Test System:EVERFINE GO-2000B\_V1 SYSTEM V2.0.265  
Humidity:65.0%  
Test Distance:6.590m [K=1.0000]  
Remarks:

# LUMINOUS DISTRIBUTION INTENSITY DATA

Test:U:226.6V I:0.1260A P:27.50W PF:0.9610 Lamp Flux:2252.79x1 lm		
NAME:	TYPE:	WEIGHT:
DIM.:	SPEC.:	SERIAL No.:
MFR.: Rayconn	SUR.:	PROTECTION ANGLE:

Table--2

UNIT: x10cd

C(DEG) γ (DEG)	285	300	315	330	345														
0	1740	1740	1740	1740	1740														
5	1270	1301	1271	1302	1263														
10	493	516	498	515	494														
15	204	214	210	218	209														
20	120	122	122	125	123														
25	96.6	97.5	97.2	97.9	97.4														
30	72.5	73.8	71.9	73.9	72.1														
35	18.5	19.9	18.6	20.6	19.9														
40	4.17	4.30	4.10	4.24	4.14														
45	1.48	1.57	1.55	1.59	1.50														
50	0.89	0.90	0.93	0.94	0.93														
55	0.78	0.79	0.82	0.83	0.84														
60	0.81	0.81	0.84	0.85	0.84														
65	0.84	0.83	0.83	0.83	0.83														
70	0.72	0.72	0.73	0.73	0.72														
75	0.65	0.65	0.67	0.67	0.67														
80	0.62	0.62	0.64	0.64	0.63														
85	0.59	0.60	0.62	0.61	0.60														
90	0.54	0.55	0.58	0.59	0.55														
95	0.54	0.55	0.58	0.57	0.55														
100	0.55	0.55	0.56	0.55	0.55														
105	0.57	0.57	0.57	0.57	0.57														
110	0.60	0.60	0.60	0.60	0.60														
115	0.65	0.64	0.65	0.64	0.64														
120	0.71	0.71	0.71	0.71	0.71														
125	0.82	0.82	0.82	0.82	0.82														
130	1.03	1.02	1.03	1.02	1.03														
135	1.31	1.30	1.31	1.30	1.31														
140	1.55	1.54	1.55	1.54	1.55														
145	1.73	1.70	1.71	1.70	1.72														
150	1.81	1.80	1.81	1.80	1.81														
155	1.87	1.86	1.86	1.86	1.86														
160	1.91	1.90	1.90	1.90	1.90														
165	1.94	1.94	1.94	1.94	1.94														
170	1.94	1.94	1.94	1.94	1.94														
175	1.85	1.85	1.85	1.85	1.85														
180	1.76	1.76	1.76	1.76	1.76														

C Range: 0 - 360DEG  
C Interval: 15.0DEG  
Test Speed: HIGH  
Temperature:25.3DEG  
Operators:ZhangXiao  
Test Date:2016-08-15

γ Range: 0 - 180DEG  
γ Interval: 1.0DEG  
Test System:EVERFINE GO-2000B\_V1 SYSTEM V2.0.265  
Humidity:65.0%  
Test Distance:6.590m [K=1.0000]  
Remarks: