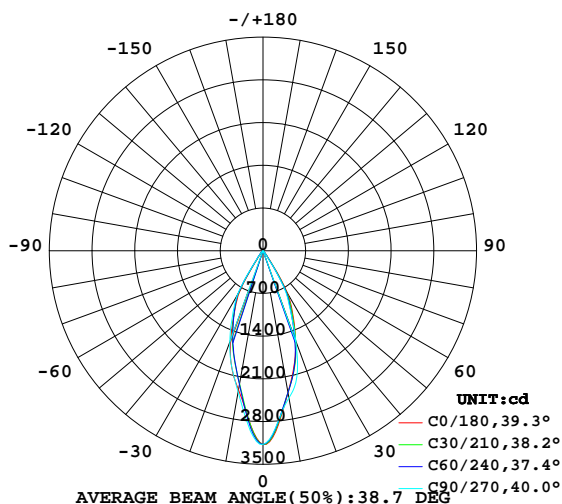


LUMINAIRE PHOTOMETRIC TEST REPORT

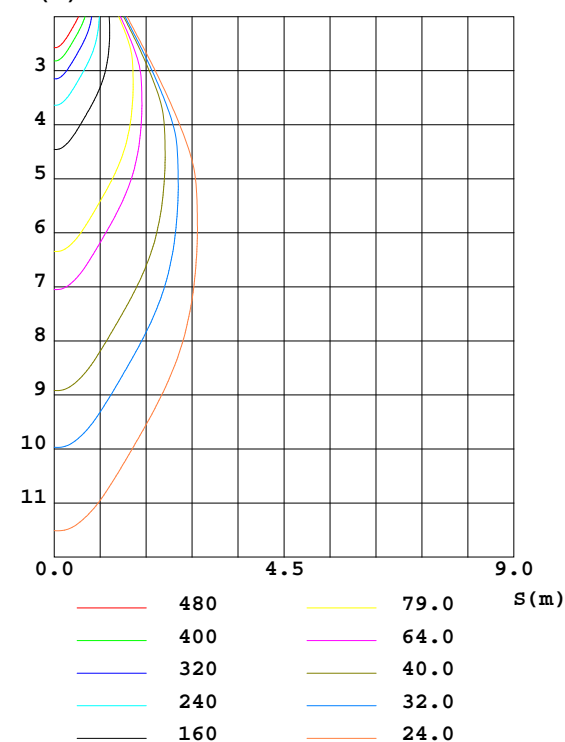
Test:U:226.6V I:0.0890A P:19.40W PF:0.9540 Lamp Flux:1603.25x1 lm		
NAME:	TYPE:	WEIGHT:
DIM.:	SPEC.:	SERIAL No.:
MFR.: Rayconn	SUR.:	PROTECTION ANGLE:

DATA OF LAMP		PHOTOMETRIC DATA Eff: 82.64 lm/W			
MODEL	TL26-20W-930-W-38	Imax(cd)	3178	S/MH(C0/180)	0.61
NOMINAL POWER(W)	20	LOR(%)	100.0	S/MH(C90/270)	0.65
RATED VOLTAGE(V)	226	TOTAL FLUX(lm)	1603.3	η UP,DN(C0-180)	1.3,48.3
NOMINAL FLUX(lm)	1603.25	CIE CLASS	DIRECT	η UP,DN(C180-360)	1.4,49.0
LAMPS INSIDE	1	η up(%)	2.6	CIBSE SHR NOM	0.50
TEST VOLTAGE(V)	226.6	η down(%)	97.4	CIBSE SHR MAX	0.70

LUMINOUS INTENSITY DISTRIBUTION DIAGRAM



C0 PLANE ISOLUX DIAGRAM (UNIT:lx)



C Range: 0 - 360DEG
 C Interval: 15.0DEG
 Test Speed: HIGH
 Temperature:25.3DEG
 Operators:ZhangXiao
 Test Date:2016-08-01

γ Range: 0 - 180DEG
 γ Interval: 1.0DEG
 Test System:EVERFINE GO-2000B_V1 SYSTEM V2.0.265
 Humidity:65.0%
 Test Distance:6.610m [K=1.0000]
 Remarks:

ZONAL FLUX DIAGRAM

ZONAL FLUX DIAGRAM:

γ	C0	C45	C90	C135	C180	C225	C270	C315	γ	Φ zone	Φ total	lum, lamp
10	2360	2372	2449	2595	2314	2185	2349	2397	0- 10	254.7	254.7	15.9,15.9
20	1564	1559	1575	1679	1550	1422	1594	1588	10- 20	558.0	812.7	50.7,50.7
30	812.0	758.5	666.6	654.9	751.9	803.6	851.3	837.4	20- 30	516.3	1329	82.9,82.9
40	77.83	65.44	55.54	51.11	67.63	91.64	85.57	76.27	30- 40	169.6	1499	93.5,93.5
50	22.54	20.87	19.74	19.18	21.05	26.35	24.22	22.37	40- 50	30.92	1530	95.4,95.4
60	10.97	10.81	10.41	10.31	10.39	11.06	11.25	10.91	50- 60	13.66	1543	96.3,96.3
70	6.579	6.606	6.347	6.290	6.434	6.550	6.672	6.544	60- 70	8.278	1551	96.8,96.8
80	4.245	4.359	4.266	4.260	4.503	4.488	4.598	4.488	70- 80	5.657	1557	97.1,97.1
90	2.936	3.023	3.018	2.957	3.579	3.584	3.654	3.562	80- 90	4.289	1561	97.4,97.4
100	2.844	2.878	2.913	2.905	3.795	3.751	3.746	3.702	90-100	3.699	1565	97.6,97.6
110	3.477	3.536	3.547	3.533	4.385	4.329	4.271	4.263	100-110	3.767	1569	97.9,97.9
120	4.898	4.937	5.063	5.041	5.704	5.622	5.551	5.604	110-120	4.497	1573	98.1,98.1
130	7.147	7.179	7.331	7.319	7.731	7.670	7.593	7.634	120-130	5.655	1579	98.5,98.5
140	9.710	9.791	9.889	9.829	10.08	10.06	9.926	9.947	130-140	6.708	1586	98.9,98.9
150	11.76	11.81	12.07	11.93	12.04	12.02	11.91	12.01	140-150	6.890	1593	99.3,99.3
160	12.61	12.66	12.70	12.71	12.77	12.75	12.79	12.85	150-160	5.749	1598	99.7,99.7
170	12.86	12.86	12.82	12.84	12.91	12.92	12.92	12.85	160-170	3.635	1602	99.9,99.9
180	13.08	13.09	13.10	13.11	13.09	13.09	13.10	13.12	170-180	1.234	1603	100,100
DEG	LUMINOUS INTENSITY:cd									UNIT:lm		

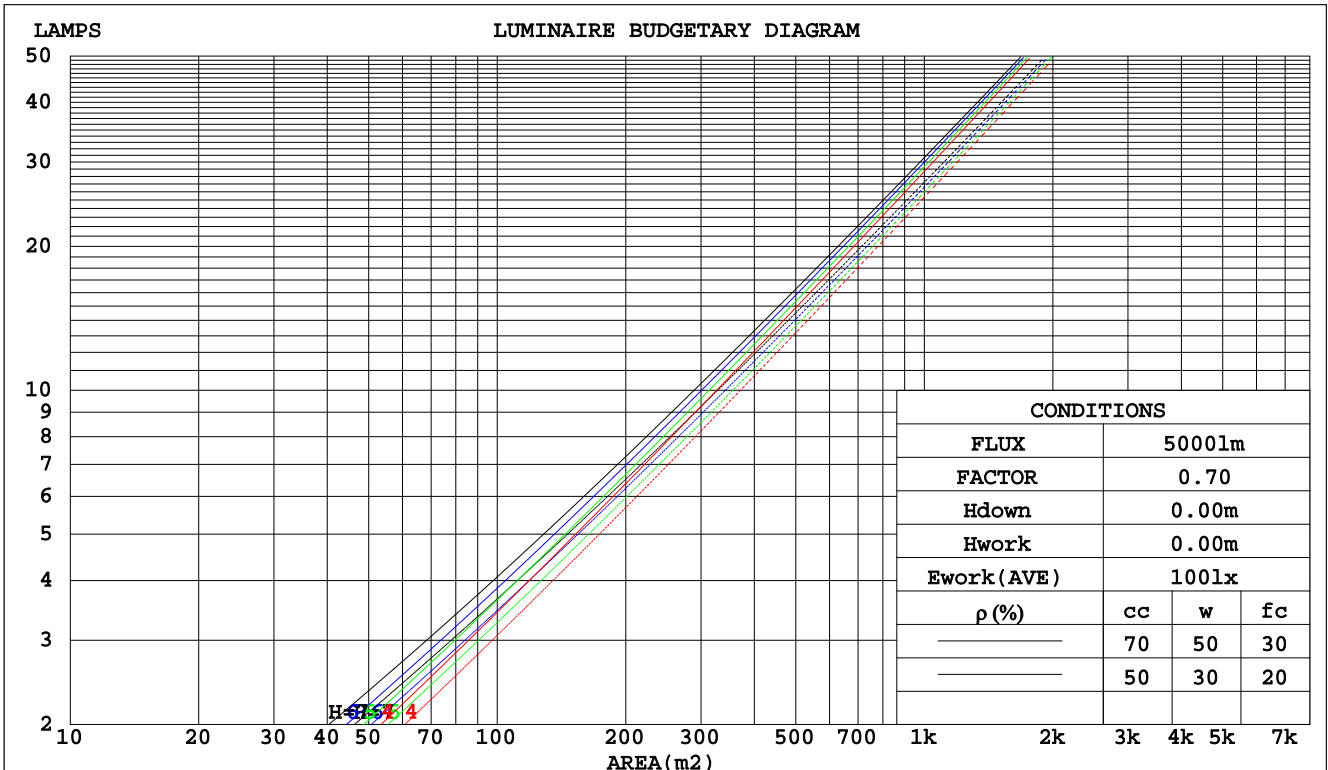
C Range: 0 - 360DEG
C Interval: 15.0DEG
Test Speed: HIGH
Temperature:25.3DEG
Operators:ZhangXiao
Test Date:2016-08-01

γ Range: 0 - 180DEG
γ Interval: 1.0DEG
Test System:EVERFINE GO-2000B_V1 SYSTEM V2.0.265
Humidity:65.0%
Test Distance:6.610m [K=1.0000]
Remarks:

CU AND LUMINAIRE BUDGETARY ESTIMATE DIAGRAM

Test:U:226.6V I:0.0890A P:19.40W PF:0.9540 Lamp Flux:1603.25x1 lm		
NAME:	TYPE:	WEIGHT:
DIM.:	SPEC.:	SERIAL No.:
MFR.: Rayconn	SUR.:	PROTECTION ANGLE:

ρ_{cc}	80%			70%			50%			30%			10%			0														
ρ_w	50%	30%	10%	50%	30%	10%	50%	30%	10%	50%	30%	10%	50%	30%	10%	0														
ρ_{fc}	20%			20%			20%			20%			20%			0														
RCR	RCR:Room Cavity Ratio															Coefficients of Utilization(CU)														
0.0	1.18	1.18	1.18	1.15	1.15	1.15	1.10	1.10	1.10	1.04	1.04	1.04	.00	.00	.00	.97														
1.0	1.11	1.08	1.06	1.08	1.06	1.04	1.04	1.02	1.00	.00	.98	.97	.96	.95	.94	.92														
2.0	1.04	.00	.97	1.02	.98	.95	.98	.95	.93	.95	.93	.91	.92	.90	.88	.87														
3.0	.97	.93	.89	.96	.92	.88	.93	.90	.87	.90	.87	.85	.88	.85	.83	.82														
4.0	.92	.87	.83	.91	.86	.82	.88	.84	.81	.86	.83	.80	.84	.81	.79	.77														
5.0	.87	.82	.78	.86	.81	.77	.84	.80	.76	.82	.78	.76	.80	.77	.75	.73														
6.0	.83	.77	.73	.82	.77	.73	.80	.76	.72	.78	.74	.72	.77	.73	.71	.70														
7.0	.78	.73	.69	.78	.73	.69	.76	.72	.68	.75	.71	.68	.74	.70	.67	.66														
8.0	.75	.69	.66	.74	.69	.65	.73	.68	.65	.72	.68	.65	.70	.67	.64	.63														
9.0	.71	.66	.62	.71	.66	.62	.70	.65	.62	.69	.64	.61	.68	.64	.61	.60														
10.0	.68	.63	.59	.68	.63	.59	.67	.62	.59	.66	.62	.59	.65	.61	.58	.57														



C Range: 0 - 360DEG
C Interval: 15.0DEG
Test Speed: HIGH
Temperature: 25.3DEG
Operators: ZhangXiao
Test Date: 2016-08-01

γ Range: 0 - 180DEG
γ Interval: 1.0DEG
Test System: EVERFINE GO-2000B_V1 SYSTEM V2.0.265
Humidity: 65.0%
Test Distance: 6.610m [K=1.0000]
Remarks:

WEC AND CCEC

Test:U:226.6V I:0.0890A P:19.40W PF:0.9540 Lamp Flux:1603.25x1 lm								
NAME:			TYPE:			WEIGHT:		
DIM.:			SPEC.:			SERIAL No.:		
MFR.: Rayconn			SUR.:			PROTECTION ANGLE:		

pcc	80%			70%			50%			30%			10%			0
ρw	50%	30%	10%	50%	30%	10%	50%	30%	10%	50%	30%	10%	50%	30%	10%	0
ρfc	20%			20%			20%			20%			20%			0
RCR	RCR:Room Cavity Ratio						Wall Exitance Coefficients(WEC)									
0.0																
1.0	.169	.096	.031	.162	.092	.029	.148	.085	.027	.135	.078	.025	.123	.071	.023	
2.0	.159	.087	.027	.153	.084	.026	.141	.078	.024	.130	.073	.023	.120	.068	.021	
3.0	.150	.080	.024	.144	.077	.023	.134	.073	.022	.125	.068	.021	.116	.064	.020	
4.0	.142	.074	.022	.137	.072	.021	.128	.068	.020	.120	.064	.019	.112	.061	.019	
5.0	.134	.068	.020	.130	.067	.019	.122	.064	.019	.115	.061	.018	.109	.058	.017	
6.0	.128	.064	.018	.124	.063	.018	.117	.060	.017	.111	.058	.017	.105	.055	.016	
7.0	.122	.060	.017	.119	.059	.017	.113	.057	.016	.107	.055	.016	.102	.053	.016	
8.0	.116	.057	.016	.114	.056	.016	.108	.054	.015	.103	.052	.015	.098	.050	.015	
9.0	.112	.054	.015	.109	.053	.015	.104	.051	.015	.099	.050	.014	.095	.048	.014	
10.0	.107	.051	.014	.105	.051	.014	.100	.049	.014	.096	.048	.014	.092	.046	.013	

pcc	80%			70%			50%			30%			10%			0
ρw	50%	30%	10%	50%	30%	10%	50%	30%	10%	50%	30%	10%	50%	30%	10%	0
ρfc	20%			20%			20%			20%			20%			0
RCR	RCR:Room Cavity Ratio			Ceiling Cavity Exitance Coefficients(CCEC)												
0.0	.210	.210	.210	.180	.180	.180	.123	.123	.123	.070	.070	.070	.023	.023	.023	
1.0	.191	.177	.166	.163	.152	.142	.112	.105	.099	.064	.061	.057	.021	.020	.019	
2.0	.175	.153	.134	.150	.131	.116	.103	.091	.081	.059	.053	.047	.019	.017	.015	
3.0	.162	.134	.112	.139	.115	.097	.095	.080	.068	.055	.047	.040	.018	.015	.013	
4.0	.151	.119	.095	.129	.103	.082	.089	.072	.058	.051	.042	.034	.017	.014	.011	
5.0	.142	.107	.082	.122	.093	.071	.084	.065	.050	.048	.038	.030	.016	.012	.010	
6.0	.134	.098	.072	.115	.085	.063	.079	.059	.044	.046	.035	.026	.015	.011	.009	
7.0	.127	.090	.064	.109	.078	.056	.075	.055	.040	.044	.032	.024	.014	.011	.008	
8.0	.121	.084	.058	.104	.073	.051	.072	.051	.036	.042	.030	.021	.014	.010	.007	
9.0	.116	.078	.053	.100	.068	.046	.069	.048	.033	.040	.028	.020	.013	.009	.007	
10.0	.111	.074	.049	.096	.064	.043	.067	.045	.031	.039	.027	.018	.013	.009	.006	

C Range: 0 - 360DEG
C Interval: 15.0DEG
Test Speed: HIGH
Temperature:25.3DEG
Operators:ZhangXiao
Test Date:2016-08-01

γ Range: 0 - 180DEG
γ Interval: 1.0DEG
Test System:EVERFINE GO-2000B_V1 SYSTEM V2.0.265
Humidity:65.0%
Test Distance:6.610m [K=1.0000]
Remarks:

Uncorrected UGR Table

Test:U:226.6V I:0.0890A P:19.40W PF:0.9540 Lamp Flux:1603.25x1 lm										
NAME:					TYPE:			WEIGHT:		
DIM.:					SPEC.:			SERIAL No.:		
MFR.: Rayconn					SUR.:			PROTECTION ANGLE:		
ceiling/cavity	0.7	0.7	0.5	0.5	0.3	0.7	0.7	0.5	0.5	0.3
walls	0.5	0.3	0.5	0.3	0.3	0.5	0.3	0.5	0.3	0.3
working plane	0.2	0.2	0.2	0.2	0.2	0.2	0.2	0.2	0.2	0.2
Room dimensions	Viewed crosswise					Viewed endwise				
x = 2H y = 2H	15.1	15.9	15.3	16.1	16.3	13.6	14.4	13.8	14.6	14.8
3H	15.1	15.8	15.4	16.1	16.3	13.6	14.4	13.9	14.6	14.9
4H	15.1	15.8	15.4	16.1	16.3	13.7	14.4	14.0	14.7	14.9
6H	15.1	15.8	15.5	16.1	16.4	13.8	14.5	14.1	14.8	15.1
8H	15.2	15.8	15.5	16.1	16.4	13.9	14.6	14.2	14.9	15.2
12H	15.3	15.9	15.6	16.2	16.5	14.1	14.7	14.4	15.0	15.3
4H 2H	14.9	15.6	15.2	15.9	16.2	13.4	14.1	13.7	14.4	14.7
3H	14.9	15.6	15.3	15.9	16.2	13.6	14.2	13.9	14.5	14.8
4H	15.0	15.6	15.4	15.9	16.3	13.7	14.3	14.1	14.6	15.0
6H	15.1	15.6	15.6	16.0	16.4	14.0	14.5	14.4	14.8	15.2
8H	15.3	15.7	15.7	16.1	16.5	14.2	14.6	14.6	15.0	15.4
12H	15.4	15.9	15.9	16.3	16.7	14.5	14.9	14.9	15.3	15.7
8H 4H	15.0	15.4	15.4	15.8	16.2	13.7	14.2	14.1	14.6	15.0
6H	15.2	15.6	15.7	16.0	16.5	14.1	14.5	14.6	14.9	15.4
8H	15.4	15.7	15.9	16.2	16.7	14.4	14.8	14.9	15.2	15.7
12H	15.7	16.0	16.2	16.5	17.0	14.9	15.2	15.4	15.7	16.2
12H 4H	14.9	15.4	15.4	15.8	16.2	13.7	14.1	14.1	14.5	15.0
6H	15.2	15.5	15.7	16.0	16.5	14.1	14.5	14.6	14.9	15.4
8H	15.4	15.7	16.0	16.2	16.8	14.5	14.8	15.0	15.3	15.8
Variations with the observer position at spacings:										
S = 1.0H	+ 1.8 / - 1.4					+ 0.9 / - 1.0				
1.5H	+ 3.4 / - 1.2					+ 1.9 / - 0.8				
2.0H	+ 1.5 / - 0.5					+ 0.8 / - 0.4				

CIE Pub.117 Corrected 1603 lm Total Lamp Luminous Flux.(8log(F/F0) = 1.6)

C Range: 0 - 360DEG
C Interval: 15.0DEG
Test Speed: HIGH
Temperature:25.3DEG
Operators:ZhangXiao
Test Date:2016-08-01

γ Range: 0 - 180DEG
γ Interval: 1.0DEG
Test System:EVERFINE GO-2000B_V1 SYSTEM V2.0.265
Humidity:65.0%
Test Distance:6.610m [K=1.0000]
Remarks:

UTILIZATION FACTORS TABLE

Test:U:226.6V I:0.0890A P:19.40W PF:0.9540 Lamp Flux:1603.25x1 lm		
NAME:	TYPE:	WEIGHT:
DIM.:	SPEC.:	SERIAL No.:
MFR.: Rayconn	SUR.:	PROTECTION ANGLE:

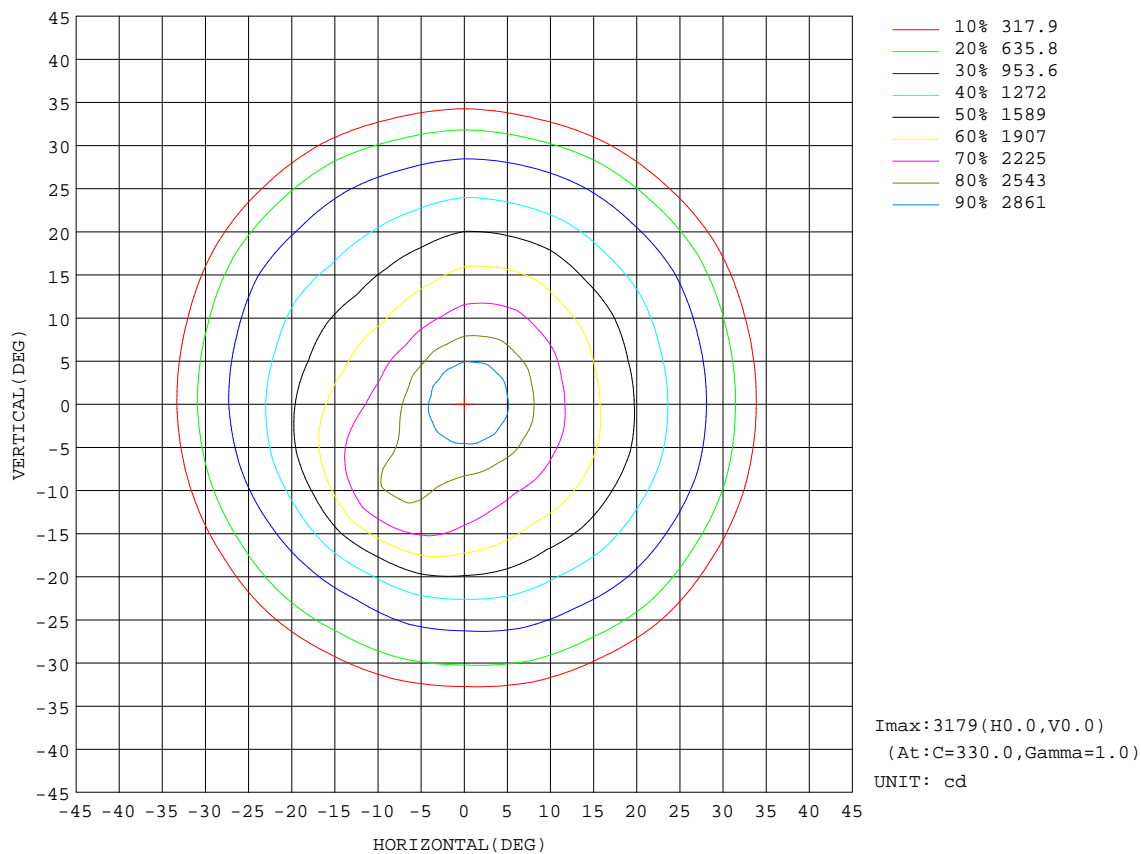
REFLECTANCE										
Ceiling	0.8	0.8	0.8	0.7	0.7	0.7	0.5	0.5	0.5	0
Walls	0.7	0.5	0.3	0.7	0.5	0.3	0.7	0.5	0.3	0
Working plane	0.2	0.2	0.2	0.2	0.2	0.2	0.2	0.2	0.2	0
ROOM INDEX	UTILIZATION FACTORS(PERCENT) $k(RI) \times RCR = 5$									
$k = 0.60$	88	81	78	87	81	78	86	81	77	74
0.80	95	89	85	94	89	85	93	88	85	81
1.00	99	93	90	98	93	89	96	92	89	85
1.25	103	97	94	101	97	94	99	95	93	88
1.50	105	101	97	104	100	97	101	98	95	91
2.00	108	104	100	106	102	100	103	100	98	92
2.50	110	106	103	108	104	102	104	102	99	93
3.00	111	108	105	109	106	104	105	103	101	94
4.00	113	110	108	111	108	106	107	105	103	96
5.00	114	112	110	112	110	108	108	106	105	97
ROOM INDEX	UF(total)									Direct
According to DIN EN 13032-2 2004			Suspended					SHRNOM = 1.25		

C Range: 0 - 360DEG
C Interval: 15.0DEG
Test Speed: HIGH
Temperature:25.3DEG
Operators:ZhangXiao
Test Date:2016-08-01

γ Range: 0 - 180DEG
 γ Interval: 1.0DEG
 γ Test System:EVERFINE GO-2000B_V1 SYSTEM V2.0.265
Humidity:65.0%
Test Distance:6.610m [K=1.0000]
Remarks:

ISOCANDELA DIAGRAM

Test:U:226.6V I:0.0890A P:19.40W PF:0.9540 Lamp Flux:1603.25x1 lm		
NAME:	TYPE:	WEIGHT:
DIM.:	SPEC.:	SERIAL No.:
MFR.: Rayconn	SUR.:	PROTECTION ANGLE:



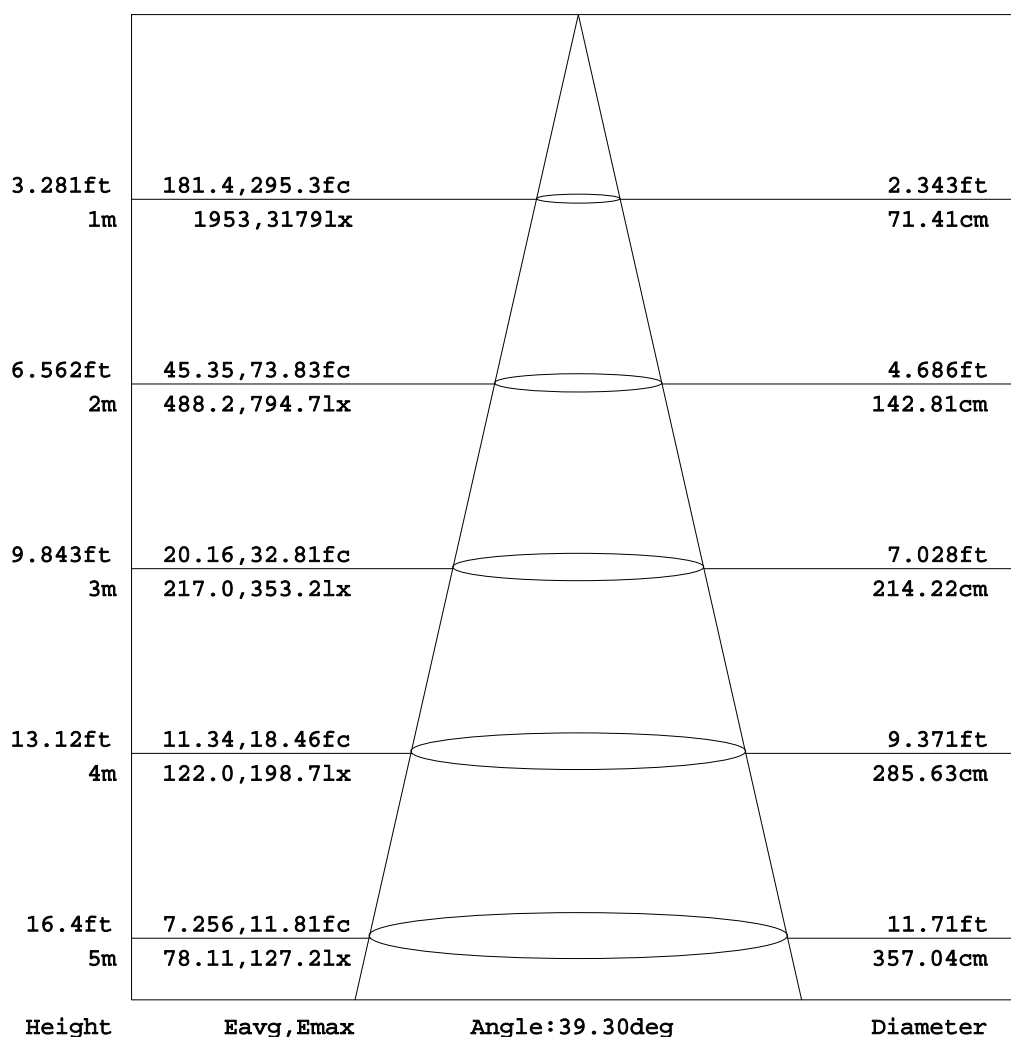
C Range: 0 - 360DEG
C Interval: 15.0DEG
Test Speed: HIGH
Temperature: 25.3DEG
Operators: ZhangXiao
Test Date: 2016-08-01

γ Range: 0 - 180DEG
γ Interval: 1.0DEG
Test System: EVERFINE GO-2000B_V1 SYSTEM V2.0.265
Humidity: 65.0%
Test Distance: 6.610m [K=1.0000]
Remarks:

AAI Figure

Test:U:226.6V I:0.0890A P:19.40W PF:0.9540 Lamp Flux:1603.25x1 lm		
NAME:	TYPE:	WEIGHT:
DIM.:	SPEC.:	SERIAL No.:
MFR.: Rayconn	SUR.:	PROTECTION ANGLE:

Flux out:812.7 lm



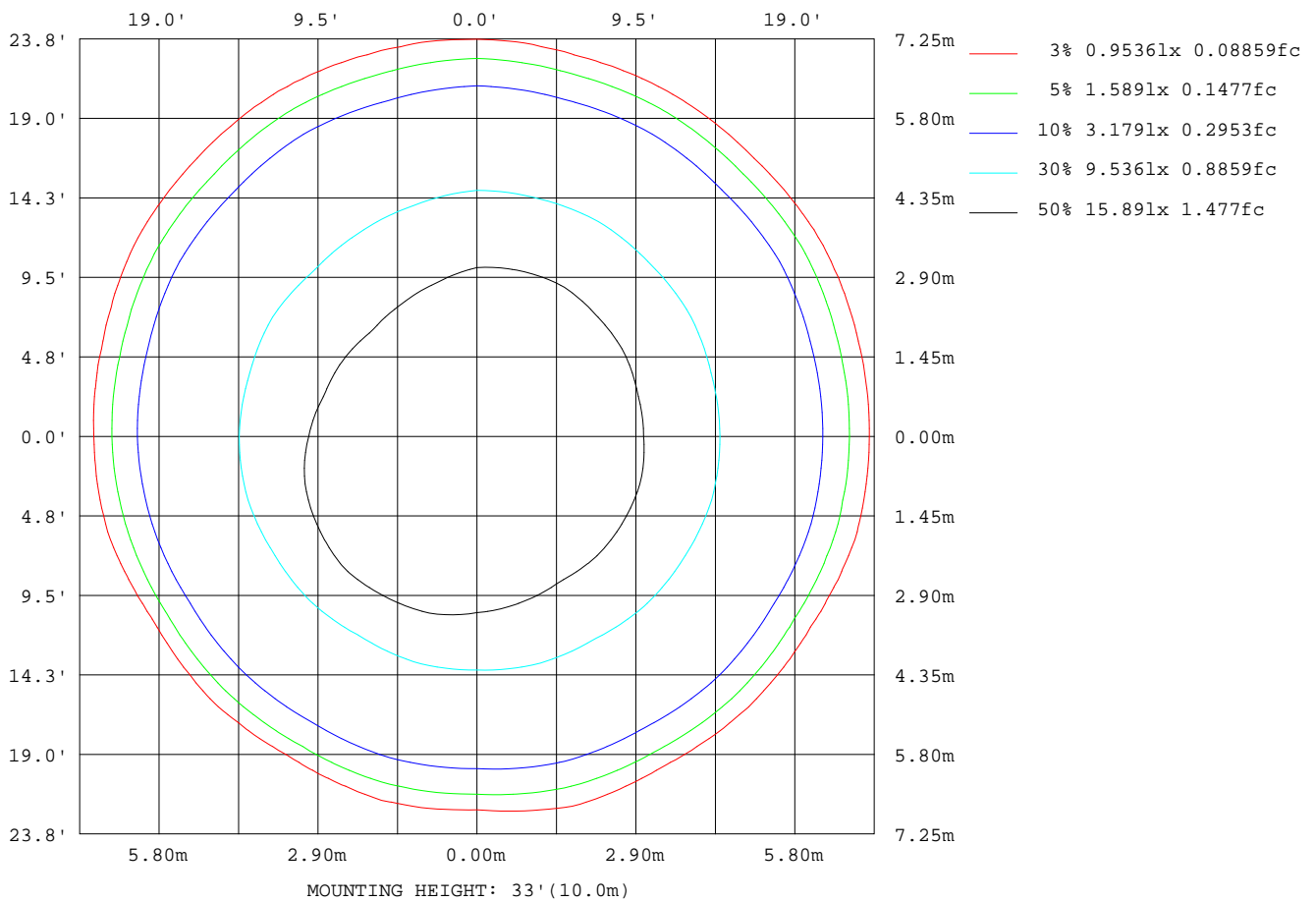
Note: The Curves indicate the illuminated area and the average illumination when the luminaire is at different distance.

C Range: 0 - 360DEG
C Interval: 15.0DEG
Test Speed: HIGH
Temperature: 25.3DEG
Operators: ZhangXiao
Test Date: 2016-08-01

γ Range: 0 - 180DEG
γ Interval: 1.0DEG
Test System: EVERFINE GO-2000B_V1 SYSTEM V2.0.265
Humidity: 65.0%
Test Distance: 6.610m [K=1.0000]
Remarks:

ISOLUX DIAGRAM

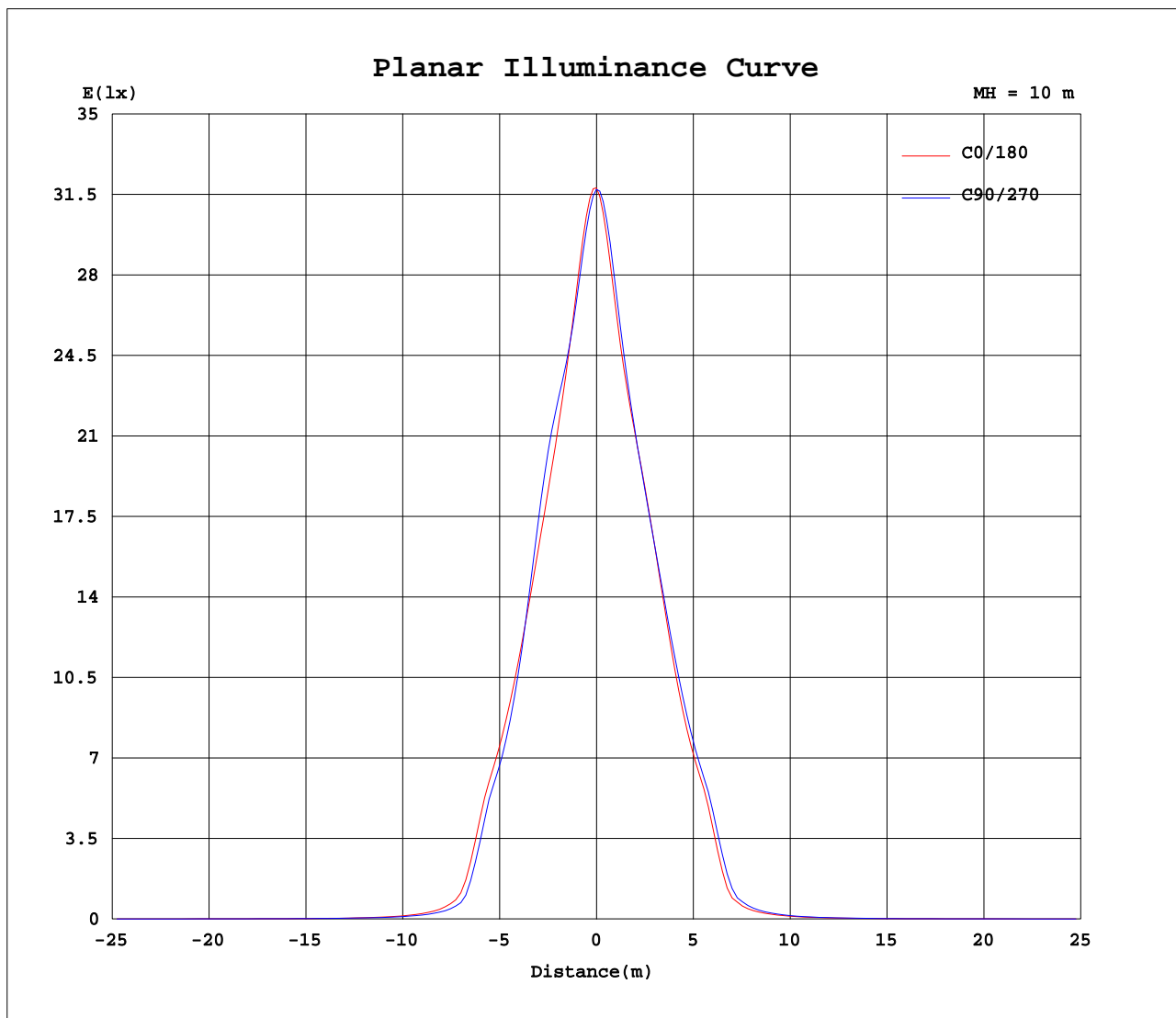
Test:U:226.6V I:0.0890A P:19.40W PF:0.9540 Lamp Flux:1603.25x1 lm		
NAME:	TYPE:	WEIGHT:
DIM.:	SPEC.:	SERIAL No.:
MFR.: Rayconn	SUR.:	PROTECTION ANGLE:



C Range: 0 - 360DEG
C Interval: 15.0DEG
Test Speed: HIGH
Temperature: 25.3DEG
Operators: ZhangXiao
Test Date: 2016-08-01

γ Range: 0 - 180DEG
γ Interval: 1.0DEG
Test System: EVERFINE GO-2000B_V1 SYSTEM V2.0.265
Humidity: 65.0%
Test Distance: 6.610m [K=1.0000]
Remarks:

Planar Illuminance Curve



C Range: 0 - 360DEG
C Interval: 15.0DEG
Test Speed: HIGH
Temperature: 25.3DEG
Operators: ZhangXiao
Test Date: 2016-08-01

γ Range: 0 - 180DEG
 γ Interval: 1.0DEG
Test System: EVERFINE GO-2000B_V1 SYSTEM V2.0.265
Humidity: 65.0%
Test Distance: 6.610m [K=1.0000]
Remarks:

LUMINOUS DISTRIBUTION INTENSITY DATA

Test:U:226.6V I:0.0890A P:19.40W PF:0.9540 Lamp Flux:1603.25x1 lm																			
NAME:										TYPE:					WEIGHT:				
DIM.:										SPEC.:					SERIAL No.:				
MFR.: Rayconn										SUR.:					PROTECTION ANGLE:				

Table--1

UNIT: cd

C(DEG) γ (DEG)	0	15	30	45	60	75	90	105	120	135	150	165	180	195	210	225	240	255	270
0	3174	3174	3174	3174	3174	3174	3174	3174	3174	3174	3174	3174	3174	3174	3174	3174	3174	3174	3174
5	2871	2875	2845	2853	2827	2835	2818	2826	2810	2814	2788	2784	2764	2739	2759	2750	2795	2803	2855
10	2360	2373	2362	2372	2361	2397	2449	2531	2596	2595	2524	2416	2314	2239	2215	2185	2225	2264	2349
15	1961	1993	1994	2000	1983	2050	2146	2307	2409	2444	2314	2149	1983	1871	1829	1780	1814	1874	1977
20	1564	1587	1567	1559	1525	1557	1575	1630	1631	1679	1633	1614	1550	1487	1473	1422	1452	1502	1594
25	1164	1166	1133	1117	1075	1078	1050	1049	1010	1035	1054	1096	1108	1108	1122	1100	1119	1144	1191
30	812	816	765	758	708	714	667	669	630	655	662	716	752	766	809	804	834	822	851
35	207	198	171	166	149	167	130	147	119	141	124	165	167	178	203	206	226	223	241
40	77.8	74.6	69.1	65.4	62.2	59.8	55.5	53.8	50.8	51.1	52.7	59.8	67.6	75.3	86.0	91.6	96.3	91.2	85.6
45	39.3	38.0	35.3	34.4	32.8	32.3	30.6	30.1	28.7	29.0	29.5	32.3	35.4	38.8	44.6	48.3	50.9	47.2	43.3
50	22.5	22.1	21.2	20.9	20.2	20.2	19.7	19.6	19.1	19.2	19.2	20.1	21.1	22.3	24.8	26.3	27.4	25.7	24.2
55	15.1	15.0	14.7	14.5	14.2	14.2	14.1	14.1	13.8	13.9	13.9	14.1	14.3	14.7	15.6	16.1	16.5	15.9	15.6
60	11.0	11.1	10.9	10.8	10.5	10.6	10.4	10.4	10.2	10.3	10.3	10.5	10.4	10.6	11.0	11.1	11.3	11.2	11.2
65	8.36	8.47	8.38	8.37	8.20	8.28	8.04	7.95	7.84	7.93	7.96	8.12	8.06	8.19	8.32	8.33	8.41	8.45	8.49
70	6.58	6.63	6.58	6.61	6.51	6.64	6.35	6.32	6.22	6.29	6.30	6.47	6.43	6.51	6.56	6.55	6.60	6.66	6.67
75	5.25	5.30	5.28	5.29	5.24	5.41	5.11	5.12	5.06	5.11	5.12	5.25	5.32	5.35	5.40	5.41	5.45	5.53	5.47
80	4.25	4.30	4.31	4.36	4.42	4.57	4.27	4.23	4.21	4.26	4.28	4.33	4.50	4.49	4.50	4.49	4.62	4.77	4.60
85	3.63	3.65	3.66	3.71	3.99	4.35	3.63	3.62	3.59	3.60	3.59	3.67	4.04	4.02	3.99	4.01	4.29	4.72	4.10
90	2.94	2.95	2.96	3.02	3.67	4.36	3.02	2.99	2.98	2.96	2.96	3.02	3.58	3.55	3.49	3.58	4.27	4.81	3.65
95	2.85	2.84	2.86	2.92	3.39	4.15	2.95	2.90	2.91	2.89	2.90	2.93	3.68	3.64	3.59	3.66	4.25	4.47	3.68
100	2.84	2.84	2.86	2.88	3.05	3.21	2.91	2.89	2.91	2.91	2.91	2.93	3.80	3.75	3.71	3.75	3.86	3.93	3.75
105	3.05	3.06	3.09	3.10	3.16	3.16	3.12	3.10	3.13	3.12	3.13	3.14	4.02	3.99	3.94	3.97	3.96	3.99	3.93
110	3.48	3.49	3.53	3.54	3.58	3.56	3.55	3.52	3.55	3.53	3.55	3.55	4.38	4.39	4.32	4.33	4.29	4.31	4.27
115	4.09	4.09	4.14	4.14	4.20	4.17	4.20	4.17	4.21	4.16	4.20	4.17	4.95	4.95	4.88	4.87	4.81	4.82	4.80
120	4.90	4.88	4.94	4.94	5.02	5.00	5.06	5.04	5.09	5.04	5.07	5.02	5.70	5.71	5.63	5.62	5.56	5.57	5.55
125	5.93	5.90	5.96	5.95	6.04	6.03	6.11	6.09	6.16	6.11	6.15	6.07	6.64	6.63	6.55	6.55	6.50	6.53	6.50
130	7.15	7.13	7.20	7.18	7.26	7.25	7.33	7.30	7.36	7.32	7.38	7.31	7.73	7.72	7.64	7.67	7.62	7.64	7.59
135	8.46	8.48	8.55	8.53	8.59	8.57	8.65	8.61	8.65	8.61	8.67	8.64	8.92	8.93	8.86	8.89	8.83	8.84	8.78
140	9.71	9.74	9.80	9.79	9.84	9.82	9.89	9.84	9.87	9.83	9.89	9.87	10.1	10.1	10.0	10.1	10.00	10.00	9.93
145	10.8	10.9	10.9	10.9	11.0	11.0	11.3	11.1	11.0	11.0	11.0	11.1	11.2	11.2	11.1	11.1	11.1	11.1	11.0
150	11.8	11.8	11.8	11.8	11.9	11.9	12.1	12.0	12.0	11.9	12.0	12.0	12.0	12.0	12.0	12.0	12.0	12.0	11.9
155	12.3	12.4	12.4	12.4	12.4	12.4	12.5	12.5	12.5	12.5	12.5	12.5	12.6	12.6	12.5	12.5	12.5	12.5	12.5
160	12.6	12.6	12.6	12.7	12.7	12.7	12.7	12.7	12.7	12.7	12.7	12.7	12.8	12.8	12.8	12.8	12.7	12.8	12.8
165	12.8	12.8	12.8	12.8	12.8	12.8	12.8	12.8	12.8	12.8	12.8	12.8	12.9	12.9	12.9	12.9	12.9	12.9	12.9
170	12.9	12.9	12.9	12.9	12.8	12.8	12.8	12.8	12.8	12.8	12.9	12.9	12.9	12.9	12.9	12.9	12.9	12.9	12.9
175	13.0	13.0	12.9	12.9	12.9	12.9	12.9	12.9	12.9	12.9	12.9	12.9	13.0	13.0	13.0	13.0	13.0	13.0	13.0
180	13.1	13.1	13.1	13.1	13.1	13.1	13.1	13.1	13.1	13.1	13.1	13.1	13.1	13.1	13.1	13.1	13.1	13.1	13.1

C Range: 0 - 360DEG
C Interval: 15.0DEG
Test Speed: HIGH
Temperature:25.3DEG
Operators:ZhangXiao
Test Date:2016-08-01

γ Range: 0 - 180DEG
γ Interval: 1.0DEG
Test System:EVERFINE GO-2000B_V1 SYSTEM V2.0.265
Humidity:65.0%
Test Distance:6.610m [K=1.0000]
Remarks:

LUMINOUS DISTRIBUTION INTENSITY DATA

Test:U:226.6V I:0.0890A P:19.40W PF:0.9540 Lamp Flux:1603.25x1 lm					
NAME:			TYPE:		WEIGHT:
DIM.:			SPEC.:		SERIAL No.:
MFR.: Rayconn			SUR.:		PROTECTION ANGLE:

Table--2

UNIT: cd

C(DEC) γ (DEC)	285	300	315	330	345														
0	3174	3174	3174	3174	3174														
5	2860	2898	2882	2902	2874														
10	2380	2418	2397	2402	2368														
15	2008	2035	2000	1997	1961														
20	1602	1623	1588	1593	1561														
25	1188	1198	1178	1188	1165														
30	842	852	837	853	824														
35	215	222	210	227	210														
40	77.3	77.0	76.3	80.5	79.3														
45	39.2	39.0	38.9	40.8	39.9														
50	22.5	22.4	22.4	23.2	22.7														
55	15.0	15.0	14.9	15.3	14.9														
60	10.9	11.0	10.9	11.1	10.9														
65	8.30	8.35	8.32	8.43	8.25														
70	6.54	6.56	6.54	6.65	6.53														
75	5.38	5.42	5.37	5.46	5.37														
80	4.50	4.55	4.49	4.54	4.47														
85	4.04	4.08	4.00	4.01	4.00														
90	3.58	3.66	3.56	3.58	3.52														
95	3.62	3.64	3.60	3.60	3.60														
100	3.72	3.73	3.70	3.70	3.71														
105	3.92	3.91	3.90	3.90	3.93														
110	4.27	4.25	4.26	4.26	4.31														
115	4.80	4.78	4.81	4.80	4.86														
120	5.58	5.57	5.60	5.58	5.63														
125	6.54	6.52	6.56	6.53	6.56														
130	7.62	7.60	7.63	7.60	7.63														
135	8.80	8.77	8.80	8.76	8.81														
140	9.94	9.91	9.95	9.92	9.98														
145	11.0	11.0	11.1	11.0	11.1														
150	11.9	11.9	12.0	11.9	12.0														
155	12.5	12.5	12.6	12.6	12.6														
160	12.8	12.8	12.9	12.9	12.9														
165	12.9	12.9	12.9	12.9	12.9														
170	12.9	12.9	12.8	12.9	12.9														
175	13.0	13.0	13.0	13.0	13.0														
180	13.1	13.1	13.1	13.1	13.1														

C Range: 0 - 360DEG
C Interval: 15.0DEG
Test Speed: HIGH
Temperature:25.3DEG
Operators:ZhangXiao
Test Date:2016-08-01

γ Range: 0 - 180DEG
γ Interval: 1.0DEG
γ Test System:EVERFINE GO-2000B_V1 SYSTEM V2.0.265
Humidity:65.0%
Test Distance:6.610m [K=1.0000]
Remarks: