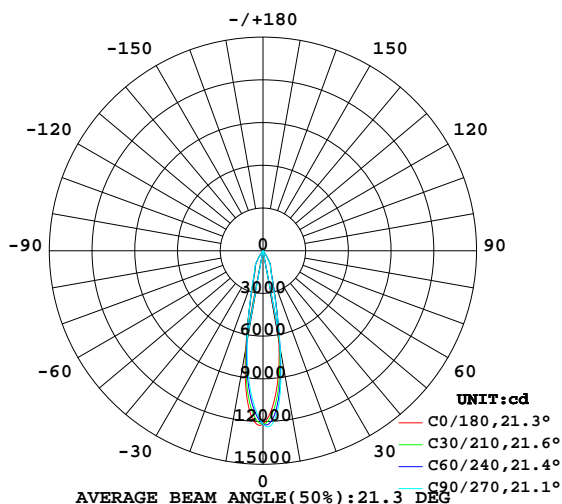


LUMINAIRE PHOTOMETRIC TEST REPORT

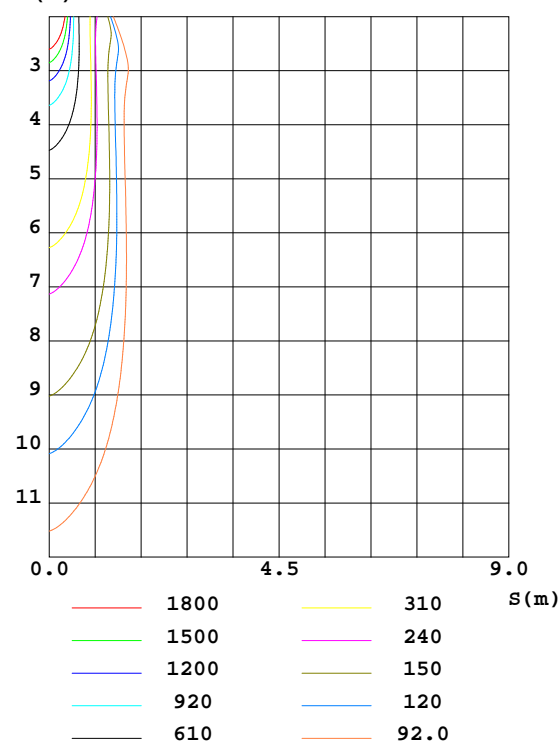
Test:U:226.5V I:0.1260A P:27.40W PF:0.9610 Lamp Flux:2804.7x1 lm		
NAME:	TYPE:	WEIGHT:
DIM.:	SPEC.:	SERIAL No.:
MFR.: Rayconn	SUR.:	PROTECTION ANGLE:

DATA OF LAMP		PHOTOMETRIC DATA Eff: 102.36 lm/W			
MODEL	TL16-30W-830-W-20	Imax(cd)	12483	S/MH(C0/180)	0.36
NOMINAL POWER(W)	28	LOR(%)	100.0	S/MH(C90/270)	0.37
RATED VOLTAGE(V)	226	TOTAL FLUX(lm)	2804.7	η UP,DN(C0-180)	1.3,49.0
NOMINAL FLUX(lm)	2804.7	CIE CLASS	DIRECT	η UP,DN(C180-360)	1.4,48.4
LAMPS INSIDE	1	η up(%)	2.6	CIBSE SHR NOM	0.00
TEST VOLTAGE(V)	226.5	η down(%)	97.4	CIBSE SHR MAX	1.00

LUMINOUS INTENSITY DISTRIBUTION DIAGRAM



C0 PLANE ISOLUX DIAGRAM (UNIT:lx)



C Range: 0 - 360DEG
 C Interval: 15.0DEG
 Test Speed: HIGH
 Temperature:25.3DEG
 Operators:ZhangXiao
 Test Date:2016-09-07

γ Range: 0 - 180DEG
 γ Interval: 1.0DEG
 Test System:EVERFINE GO-2000B_V1 SYSTEM V2.0.265
 Humidity:65.0%
 Test Distance:6.590m [K=1.0000]
 Remarks:

ZONAL FLUX DIAGRAM

ZONAL FLUX DIAGRAM:

γ	C0	C45	C90	C135	C180	C225	C270	C315	γ	Φ zone	Φ total	%lum, lamp
10	644.9	697.7	699.5	718.2	701.9	652.2	640.8	625.5	0- 10	891.3	891.3	31.8,31.8
20	179.6	181.0	171.4	171.7	177.2	178.7	193.8	190.8	10- 20	943.7	1835	65.4,65.4
30	89.60	90.94	88.46	91.52	91.48	89.21	93.04	91.38	20- 30	601.5	2436	86.9,86.9
40	7.590	7.702	7.328	7.626	7.569	7.572	8.291	8.052	30- 40	208.1	2645	94.3,94.3
50	2.580	2.687	2.613	2.626	2.579	2.524	2.660	2.657	40- 50	33.84	2678	95.5,95.5
60	1.672	1.721	1.708	1.716	1.650	1.661	1.695	1.665	50- 60	18.36	2697	96.2,96.2
70	1.248	1.286	1.281	1.292	1.251	1.253	1.265	1.242	60- 70	14.62	2711	96.7,96.7
80	0.8800	0.8860	0.8759	0.8864	0.8847	0.8831	0.8911	0.8822	70- 80	11.24	2723	97.1,97.1
90	0.6012	0.5500	0.5527	0.5589	0.6993	0.6646	0.6628	0.6627	80- 90	8.069	2731	97.4,97.4
100	0.4651	0.4467	0.4463	0.4443	0.7028	0.6888	0.6859	0.6881	90-100	6.377	2737	97.6,97.6
110	0.5809	0.5799	0.5814	0.5768	0.7584	0.7593	0.7548	0.7584	100-110	6.419	2744	97.8,97.8
120	0.7869	0.7925	0.7987	0.7936	0.9159	0.9184	0.9076	0.9124	110-120	7.462	2751	98.1,98.1
130	1.239	1.231	1.237	1.227	1.317	1.329	1.314	1.328	120-130	9.260	2760	98.4,98.4
140	1.843	1.841	1.851	1.849	1.881	1.889	1.868	1.883	130-140	12.16	2772	98.8,98.8
150	2.186	2.188	2.191	2.194	2.220	2.226	2.207	2.221	140-150	12.88	2785	99.3,99.3
160	2.328	2.327	2.324	2.331	2.340	2.346	2.340	2.351	150-160	10.53	2796	99.7,99.7
170	2.328	2.330	2.324	2.339	2.348	2.350	2.349	2.361	160-170	6.681	2803	99.9,99.9
180	2.246	2.249	2.242	2.240	2.246	2.249	2.242	2.241	170-180	2.186	2805	100,100
DEG	LUMINOUS INTENSITY:×10cd									UNIT:lm		

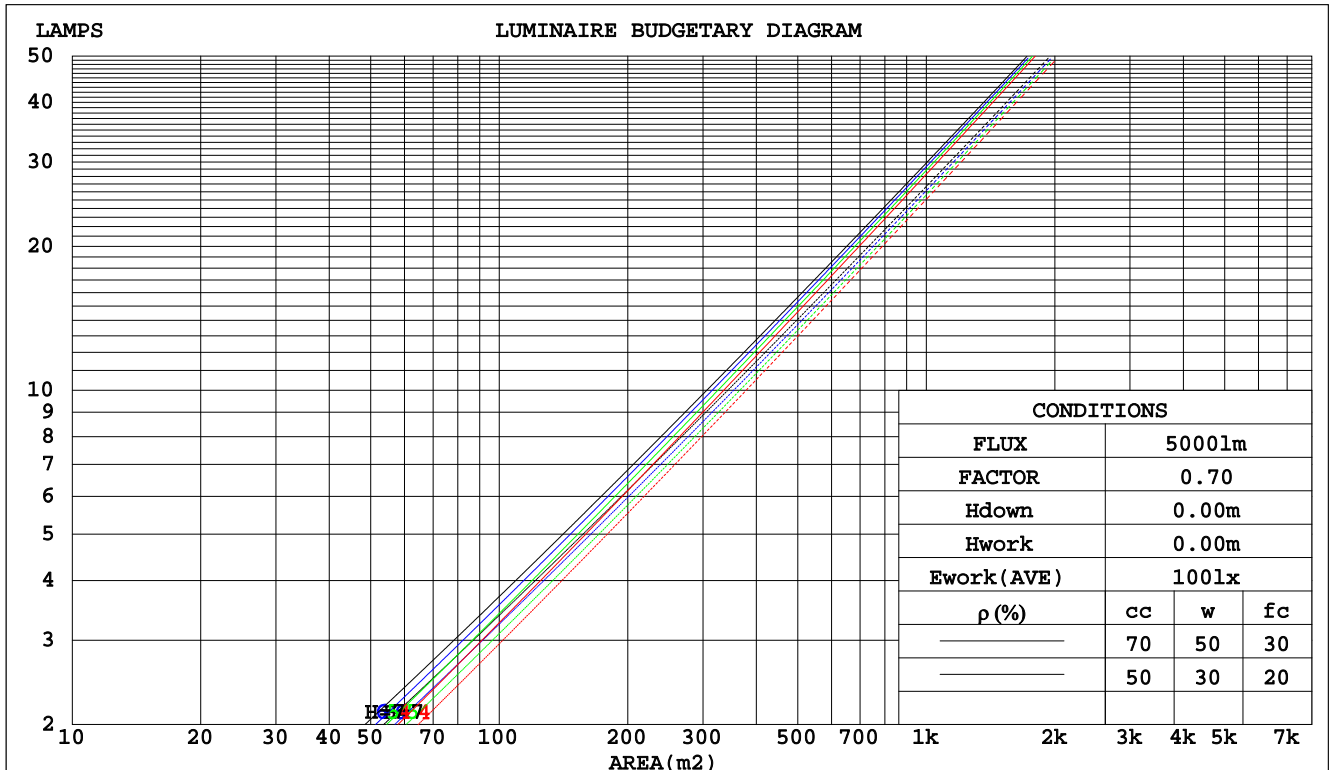
C Range: 0 - 360DEG
C Interval: 15.0DEG
Test Speed: HIGH
Temperature:25.3DEG
Operators:ZhangXiao
Test Date:2016-09-07

γ Range: 0 - 180DEG
γ Interval: 1.0DEG
Test System:EVERFINE GO-2000B_V1 SYSTEM V2.0.265
Humidity:65.0%
Test Distance:6.590m [K=1.0000]
Remarks:

CU AND LUMINAIRE BUDGETARY ESTIMATE DIAGRAM

Test:U:226.5V I:0.1260A P:27.40W PF:0.9610 Lamp Flux:2804.7x1 lm		
NAME:	TYPE:	WEIGHT:
DIM.:	SPEC.:	SERIAL No.:
MFR.: Rayconn	SUR.:	PROTECTION ANGLE:

pcc	80%			70%			50%			30%			10%			0
pw	50%	30%	10%	50%	30%	10%	50%	30%	10%	50%	30%	10%	50%	30%	10%	0
pfc	20%			20%			20%			20%			20%			0
RCR	RCR:Room Cavity Ratio						Coefficients of Utilization(CU)									
0.0	1.18	1.18	1.18	1.15	1.15	1.15	1.10	1.10	1.10	1.04	1.04	1.04	.00	.00	.00	.97
1.0	1.11	1.09	1.07	1.09	1.07	1.05	1.04	1.03	1.02	1.00	.99	.98	.97	.96	.95	.93
2.0	1.05	1.02	.99	1.03	1.00	.98	.00	.97	.95	.97	.95	.93	.94	.92	.91	.89
3.0	1.00	.96	.93	.99	.95	.92	.96	.93	.90	.93	.91	.88	.91	.89	.87	.85
4.0	.95	.91	.88	.94	.90	.87	.92	.88	.86	.90	.87	.84	.88	.85	.83	.82
5.0	.91	.87	.83	.90	.86	.83	.88	.85	.82	.87	.83	.81	.85	.82	.80	.79
6.0	.88	.83	.80	.87	.82	.79	.85	.81	.79	.84	.80	.78	.82	.79	.77	.76
7.0	.84	.80	.76	.84	.79	.76	.82	.78	.76	.81	.78	.75	.80	.77	.74	.73
8.0	.81	.77	.73	.81	.76	.73	.79	.76	.73	.78	.75	.72	.77	.74	.72	.71
9.0	.78	.74	.71	.78	.74	.71	.77	.73	.70	.76	.72	.70	.75	.72	.70	.69
10.0	.76	.71	.68	.75	.71	.68	.75	.71	.68	.74	.70	.68	.73	.70	.68	.66



C Range: 0 - 360DEG
C Interval: 15.0DEG
Test Speed: HIGH
Temperature:25.3DEG
Operators:ZhangXiao
Test Date:2016-09-07

γ Range: 0 - 180DEG
γ Interval: 1.0DEG
Test System:EVERFINE GO-2000B_V1 SYSTEM V2.0.265
Humidity:65.0%
Test Distance:6.590m [K=1.0000]
Remarks:

WEC AND CCEC

Test:U:226.5V I:0.1260A P:27.40W PF:0.9610 Lamp Flux:2804.7x1 lm		
NAME:	TYPE:	WEIGHT:
DIM.:	SPEC.:	SERIAL No.:
MFR.: Rayconn	SUR.:	PROTECTION ANGLE:

pcc	80%			70%			50%			30%			10%			0	
pw	50%	30%	10%	50%	30%	10%	50%	30%	10%	50%	30%	10%	50%	30%	10%	0	
pfc	20%			20%			20%			20%			20%			0	
RCR	RCR:Room Cavity Ratio						Wall Exitance Coefficients(WEC)										
0.0																	
1.0	.154	.088	.028	.147	.084	.027	.133	.076	.024	.120	.069	.022	.108	.063	.020		
2.0	.143	.078	.024	.136	.075	.023	.125	.069	.022	.114	.064	.020	.104	.059	.019		
3.0	.133	.071	.021	.128	.068	.021	.118	.064	.019	.109	.059	.018	.100	.055	.017		
4.0	.125	.065	.019	.120	.063	.019	.112	.059	.018	.104	.056	.017	.096	.052	.016		
5.0	.117	.060	.017	.114	.058	.017	.106	.055	.016	.099	.052	.016	.093	.050	.015		
6.0	.111	.056	.016	.108	.054	.016	.101	.052	.015	.095	.049	.015	.089	.047	.014		
7.0	.105	.052	.015	.102	.051	.015	.097	.049	.014	.091	.047	.014	.086	.045	.013		
8.0	.100	.049	.014	.098	.048	.014	.093	.046	.013	.088	.044	.013	.083	.043	.012		
9.0	.096	.046	.013	.093	.046	.013	.089	.044	.012	.084	.042	.012	.080	.041	.012		
10.0	.092	.044	.012	.090	.043	.012	.085	.042	.012	.081	.040	.011	.078	.039	.011		

pcc	80%			70%			50%			30%			10%			0	
pw	50%	30%	10%	50%	30%	10%	50%	30%	10%	50%	30%	10%	50%	30%	10%	0	
pfc	20%			20%			20%			20%			20%			0	
RCR	RCR:Room Cavity Ratio						Ceiling Cavity Exitance Coefficients(CCEC)										
0.0	.211	.211	.211	.180	.180	.180	.123	.123	.123	.071	.071	.071	.023	.023	.023		
1.0	.190	.178	.167	.162	.153	.144	.111	.105	.099	.064	.061	.058	.020	.020	.019		
2.0	.173	.153	.136	.148	.132	.118	.101	.091	.082	.058	.053	.048	.019	.017	.016		
3.0	.159	.134	.114	.136	.115	.099	.093	.080	.069	.054	.047	.041	.017	.015	.013		
4.0	.147	.119	.097	.126	.103	.085	.087	.072	.060	.050	.042	.035	.016	.014	.012		
5.0	.137	.107	.085	.117	.092	.074	.081	.065	.052	.047	.038	.031	.015	.012	.010		
6.0	.128	.097	.075	.110	.084	.065	.076	.059	.046	.044	.035	.027	.014	.011	.009		
7.0	.121	.089	.067	.104	.077	.058	.072	.054	.041	.042	.032	.025	.013	.010	.008		
8.0	.115	.082	.060	.099	.072	.053	.068	.050	.037	.040	.030	.022	.013	.010	.007		
9.0	.109	.077	.055	.094	.067	.048	.065	.047	.034	.038	.028	.020	.012	.009	.007		
10.0	.104	.072	.051	.090	.063	.045	.062	.044	.032	.036	.026	.019	.012	.009	.006		

C Range: 0 - 360DEG
C Interval: 15.0DEG
Test Speed: HIGH
Temperature:25.3DEG
Operators:ZhangXiao
Test Date:2016-09-07

γ Range: 0 - 180DEG
γ Interval: 1.0DEG
Test System:EVERFINE GO-2000B_V1 SYSTEM V2.0.265
Humidity:65.0%
Test Distance:6.590m [K=1.0000]
Remarks:

Uncorrected UGR Table

Test:U:226.5V I:0.1260A P:27.40W PF:0.9610 Lamp Flux:2804.7x1 lm											
NAME:					TYPE:			WEIGHT:			
DIM.:					SPEC.:			SERIAL No.:			
MFR.: Rayconn					SUR.:			PROTECTION ANGLE:			
ceiling/cavity	0.7	0.7	0.5	0.5	0.3	0.7	0.7	0.5	0.5	0.3	
walls	0.5	0.3	0.5	0.3	0.3	0.5	0.3	0.5	0.3	0.3	
working plane	0.2	0.2	0.2	0.2	0.2	0.2	0.2	0.2	0.2	0.2	
Room dimensions		Viewed crosswise					Viewed endwise				
x = 2H y = 2H	14.4	15.1	14.6	15.3	15.5	14.3	15.0	14.5	15.2	15.4	
	3H	14.6	15.3	14.9	15.5	15.7	14.5	15.2	14.8	15.4	15.7
	4H	14.8	15.4	15.1	15.7	15.9	14.7	15.3	15.0	15.6	15.9
	6H	15.1	15.7	15.4	15.9	16.2	15.0	15.6	15.3	15.9	16.2
	8H	15.2	15.8	15.6	16.1	16.4	15.2	15.8	15.5	16.1	16.4
	12H	15.5	16.1	15.9	16.4	16.7	15.4	16.0	15.8	16.3	16.6
4H	2H	14.3	14.9	14.6	15.2	15.4	14.2	14.8	14.5	15.1	15.3
	3H	14.6	15.2	15.0	15.5	15.8	14.6	15.1	14.9	15.4	15.8
	4H	14.9	15.5	15.3	15.8	16.1	14.9	15.4	15.3	15.7	16.1
	6H	15.4	15.9	15.8	16.2	16.6	15.4	15.8	15.8	16.2	16.6
	8H	15.7	16.1	16.2	16.5	17.0	15.7	16.1	16.1	16.5	16.9
	12H	16.1	16.5	16.6	16.9	17.4	16.1	16.5	16.5	16.9	17.3
8H	4H	15.0	15.5	15.5	15.9	16.3	15.0	15.4	15.4	15.8	16.2
	6H	15.7	16.0	16.2	16.5	16.9	15.7	16.0	16.1	16.4	16.9
	8H	16.1	16.4	16.6	16.9	17.4	16.1	16.4	16.6	16.9	17.4
	12H	16.8	17.0	17.3	17.5	18.0	16.7	17.0	17.2	17.5	18.0
12H	4H	15.0	15.4	15.5	15.8	16.3	15.0	15.4	15.4	15.8	16.2
	6H	15.8	16.1	16.2	16.5	17.0	15.7	16.0	16.2	16.5	17.0
	8H	16.3	16.6	16.8	17.0	17.6	16.3	16.5	16.8	17.0	17.5
Variations with the observer position at spacings:											
S = 1.0H	+ 0.7 / - 0.6					+ 0.6 / - 0.5					
1.5H	+ 1.4 / - 0.4					+ 1.4 / - 0.4					
2.0H	+ 0.2 / - 0.2					+ 0.2 / - 0.2					

CIE Pub.117 Corrected 2805 lm Total Lamp Luminous Flux.(8log(F/F0) = 3.6)

C Range: 0 - 360DEG
C Interval: 15.0DEG
Test Speed: HIGH
Temperature:25.3DEG
Operators:ZhangXiao
Test Date:2016-09-07

γ Range: 0 - 180DEG
γ Interval: 1.0DEG
Test System:EVERFINE GO-2000B_V1 SYSTEM V2.0.265
Humidity:65.0%
Test Distance:6.590m [K=1.0000]
Remarks:

UTILIZATION FACTORS TABLE

Test:U:226.5V I:0.1260A P:27.40W PF:0.9610 Lamp Flux:2804.7x1 lm		
NAME:	TYPE:	WEIGHT:
DIM.:	SPEC.:	SERIAL No.:
MFR.: Rayconn	SUR.:	PROTECTION ANGLE:

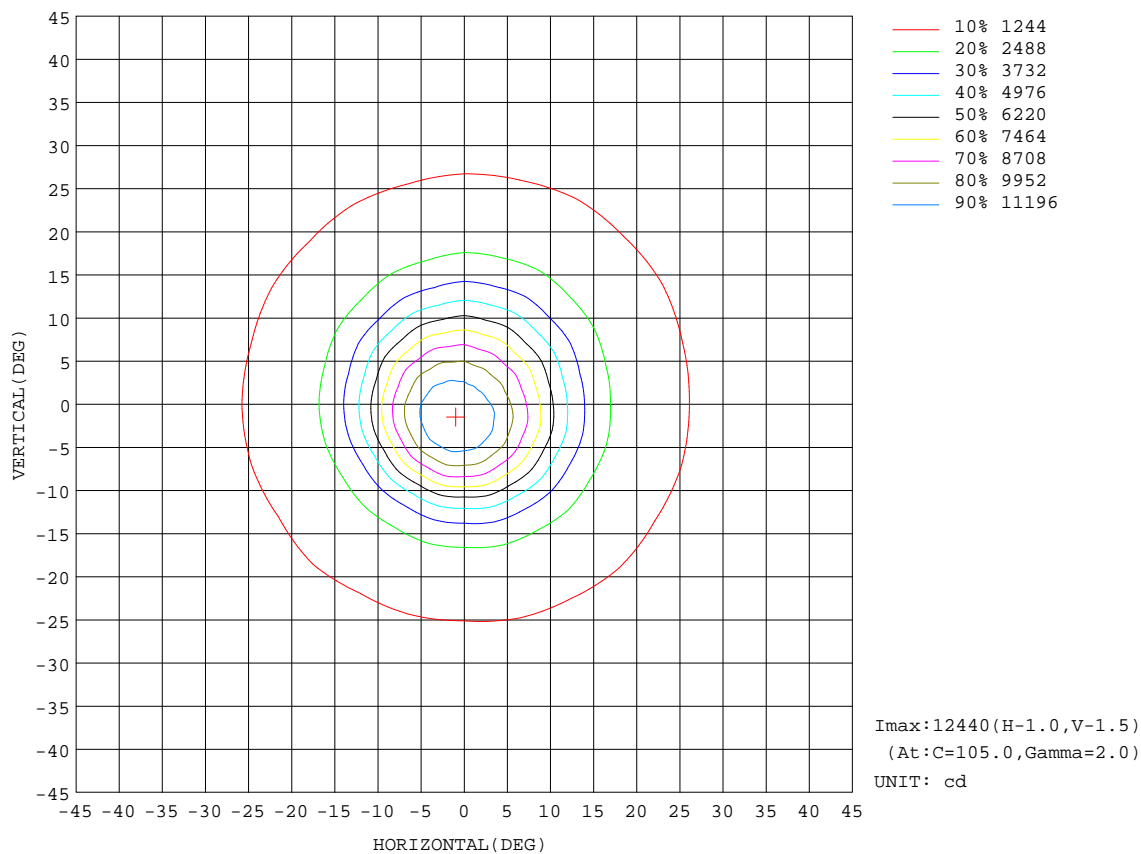
REFLECTANCE										
Ceiling	0.8	0.8	0.8	0.7	0.7	0.7	0.5	0.5	0.5	0
Walls	0.7	0.5	0.3	0.7	0.5	0.3	0.7	0.5	0.3	0
Working plane	0.2	0.2	0.2	0.2	0.2	0.2	0.2	0.2	0.2	0
ROOM INDEX	UTILIZATION FACTORS(PERCENT) $k(RI) \times RCR = 5$									
$k = 0.60$	88	82	78	87	82	78	87	81	78	75
0.80	95	90	86	94	89	86	93	88	85	82
1.00	99	94	90	98	93	90	96	93	89	85
1.25	103	98	94	102	97	94	99	96	93	89
1.50	105	101	98	104	100	97	102	98	96	91
2.00	108	104	101	106	103	100	103	100	98	92
2.50	110	106	103	108	104	102	104	102	100	93
3.00	111	108	105	109	106	104	105	103	101	94
4.00	113	110	108	111	109	107	107	105	103	96
5.00	114	112	110	112	110	109	108	106	105	97
ROOM INDEX	UF(total)									Direct
According to DIN EN 13032-2 2004			Suspended					SHRNOM = 1.25		

C Range: 0 - 360DEG
C Interval: 15.0DEG
Test Speed: HIGH
Temperature:25.3DEG
Operators:ZhangXiao
Test Date:2016-09-07

γ Range: 0 - 180DEG
 γ Interval: 1.0DEG
 γ Test System:EVERFINE GO-2000B_V1 SYSTEM V2.0.265
Humidity:65.0%
Test Distance:6.590m [K=1.0000]
Remarks:

ISOCANDELA DIAGRAM

Test:U:226.5V I:0.1260A P:27.40W PF:0.9610 Lamp Flux:2804.7x1 lm		
NAME:	TYPE:	WEIGHT:
DIM.:	SPEC.:	SERIAL No.:
MFR.: Rayconn	SUR.:	PROTECTION ANGLE:

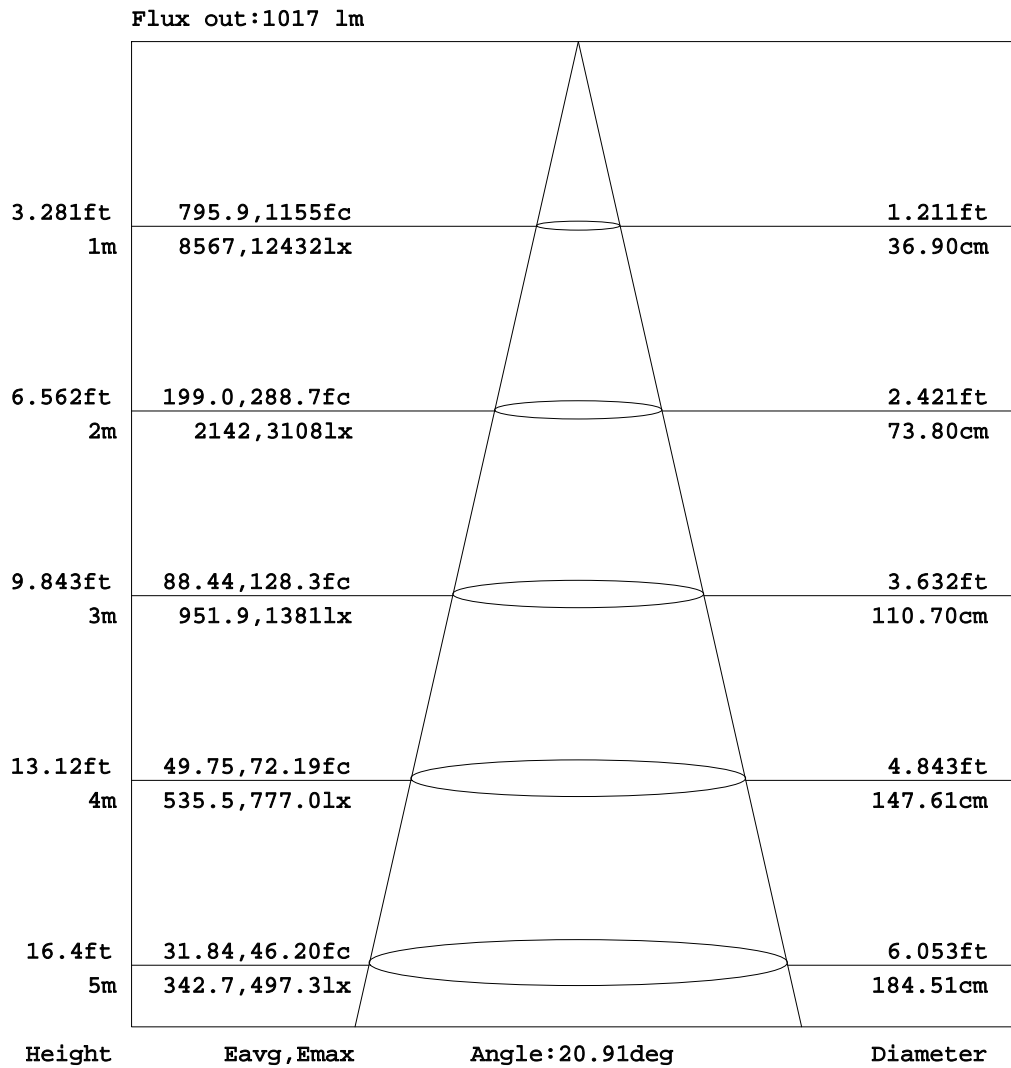


C Range: 0 - 360DEG
C Interval: 15.0DEG
Test Speed: HIGH
Temperature: 25.3DEG
Operators: ZhangXiao
Test Date: 2016-09-07

γ Range: 0 - 180DEG
γ Interval: 1.0DEG
Test System: EVERFINE GO-2000B_V1 SYSTEM V2.0.265
Humidity: 65.0%
Test Distance: 6.590m [K=1.0000]
Remarks:

AAI Figure

Test:U:226.5V I:0.1260A P:27.40W PF:0.9610 Lamp Flux:2804.7x1 lm		
NAME:	TYPE:	WEIGHT:
DIM.:	SPEC.:	SERIAL No.:
MFR.: Rayconn	SUR.:	PROTECTION ANGLE:



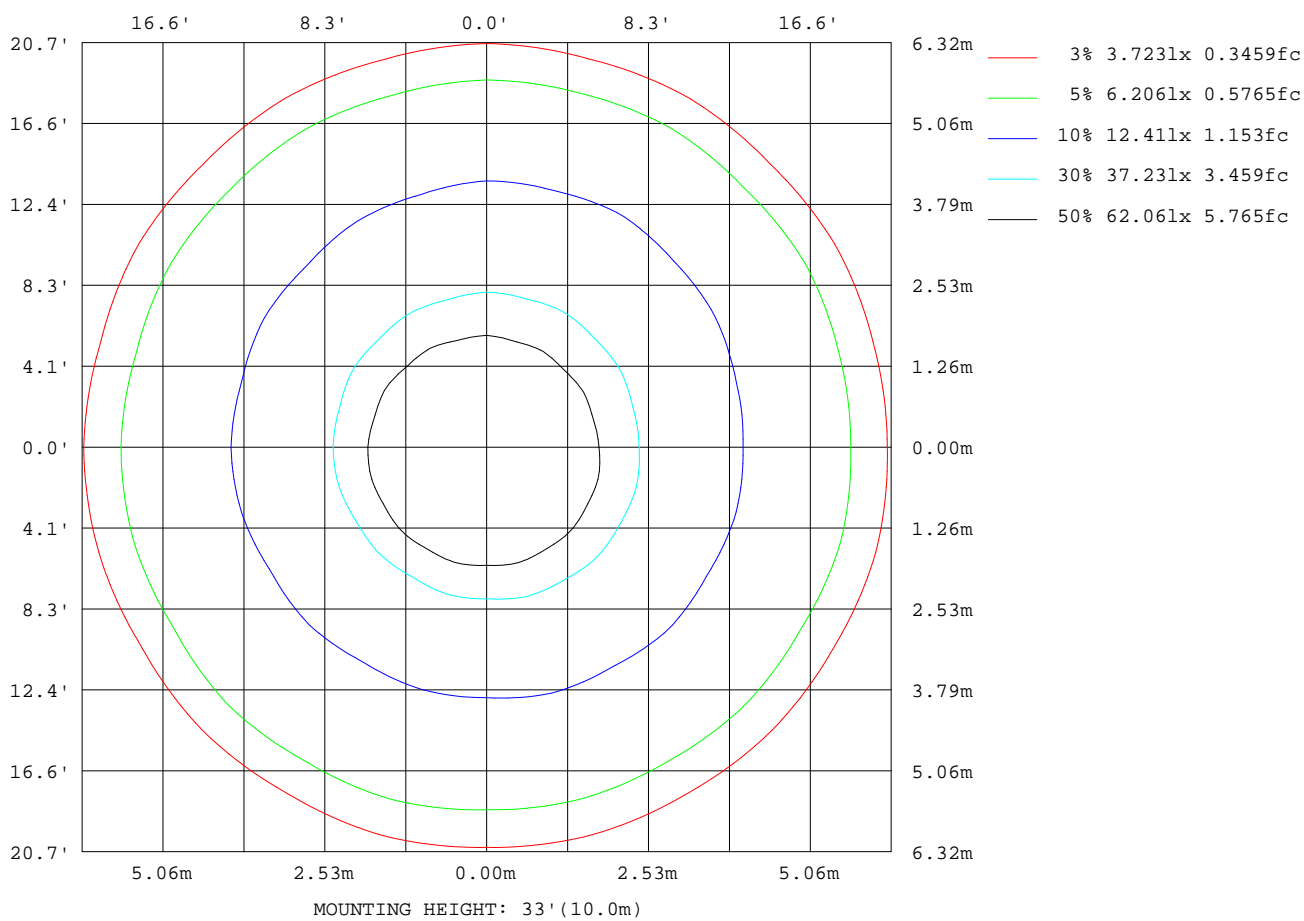
Note: The Curves indicate the illuminated area and the average illumination when the luminaire is at different distance.

C Range: 0 - 360DEG
C Interval: 15.0DEG
Test Speed: HIGH
Temperature: 25.3DEG
Operators: ZhangXiao
Test Date: 2016-09-07

γ Range: 0 - 180DEG
γ Interval: 1.0DEG
Test System: EVERFINE GO-2000B_V1 SYSTEM V2.0.265
Humidity: 65.0%
Test Distance: 6.590m [K=1.0000]
Remarks:

ISOLUX DIAGRAM

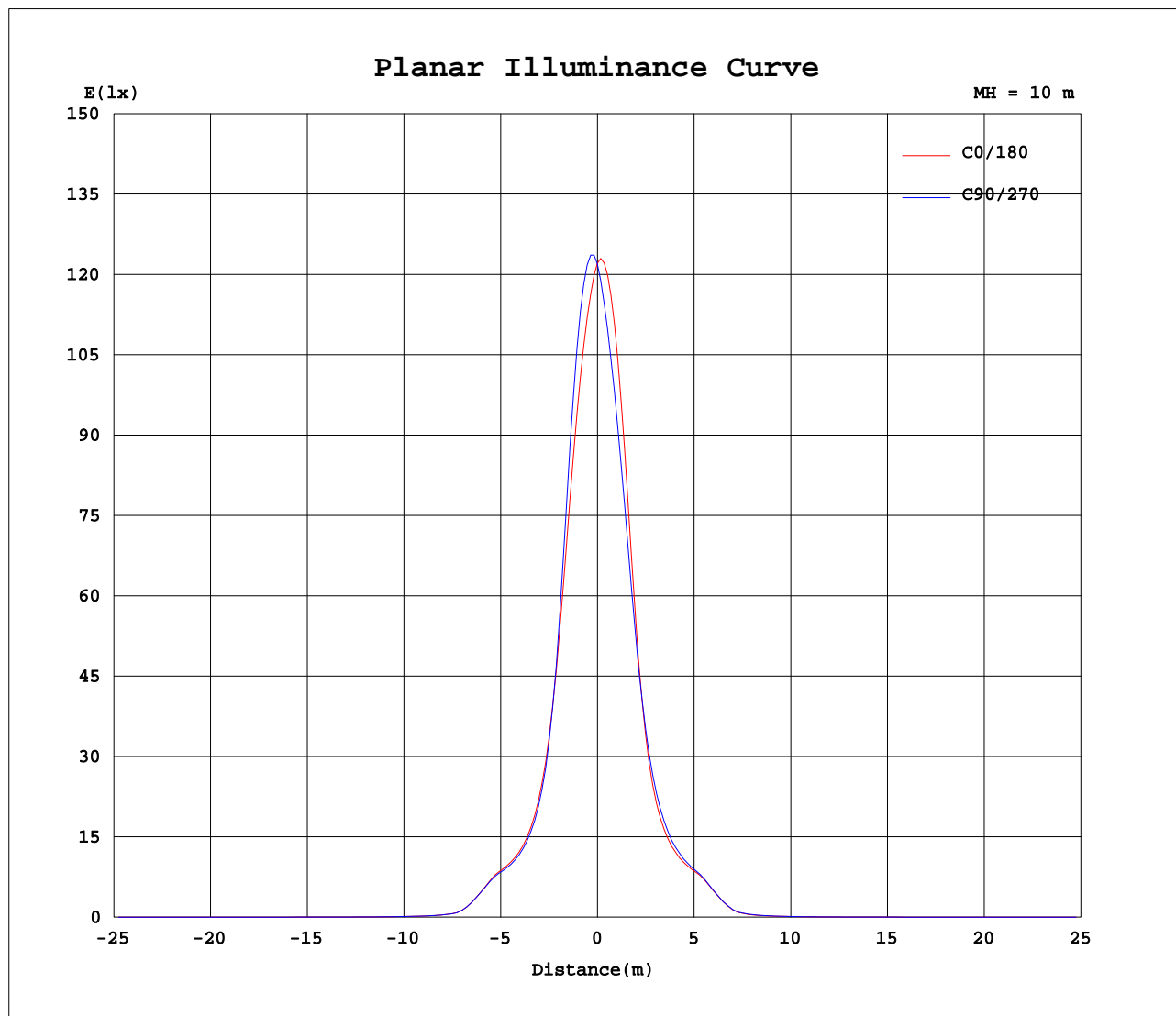
Test:U:226.5V I:0.1260A P:27.40W PF:0.9610 Lamp Flux:2804.7x1 lm		
NAME:	TYPE:	WEIGHT:
DIM.:	SPEC.:	SERIAL No.:
MFR.: Rayconn	SUR.:	PROTECTION ANGLE:



C Range: 0 - 360DEG
C Interval: 15.0DEG
Test Speed: HIGH
Temperature: 25.3DEG
Operators: ZhangXiao
Test Date: 2016-09-07

γ Range: 0 - 180DEG
γ Interval: 1.0DEG
Test System: EVERFINE GO-2000B_V1 SYSTEM V2.0.265
Humidity: 65.0%
Test Distance: 6.590m [K=1.0000]
Remarks:

Planar Illuminance Curve



C Range: 0 - 360DEG
C Interval: 15.0DEG
Test Speed: HIGH
Temperature: 25.3DEG
Operators: ZhangXiao
Test Date: 2016-09-07

γ Range: 0 - 180DEG
 γ Interval: 1.0DEG
Test System: EVERFINE GO-2000B_V1 SYSTEM V2.0.265
Humidity: 65.0%
Test Distance: 6.590m [K=1.0000]
Remarks:

LUMINOUS DISTRIBUTION INTENSITY DATA

Test:U:226.5V I:0.1260A P:27.40W PF:0.9610 Lamp Flux:2804.7x1 lm																			
NAME:										TYPE:					WEIGHT:				
DIM.:										SPEC.:					SERIAL No.:				
MFR.: Rayconn										SUR.:					PROTECTION ANGLE:				

Table--1

UNIT: ×10cd

C(DEG) γ (DEG)	0	15	30	45	60	75	90	105	120	135	150	165	180	195	210	225	240	255	270
0	1218	1218	1218	1218	1218	1218	1218	1218	1218	1218	1218	1218	1218	1218	1218	1218	1218	1218	1218
5	1018	1047	1063	1096	1109	1139	1143	1165	1156	1166	1146	1142	1120	1086	1075	1039	1027	999	993
10	645	671	673	698	693	713	700	718	699	718	697	711	702	674	683	652	657	632	641
15	320	329	322	332	319	324	308	312	297	306	299	315	318	314	327	320	331	325	337
20	180	181	177	181	176	177	171	173	167	172	169	175	177	175	181	179	186	186	194
25	130	130	128	129	127	127	125	125	124	126	124	128	128	127	129	129	132	133	135
30	89.6	92.3	88.8	90.9	88.3	90.4	88.5	91.5	88.6	91.5	87.4	91.5	91.5	88.3	91.2	89.2	91.8	90.0	93.0
35	23.4	26.0	24.5	25.9	24.2	25.4	23.6	25.0	22.9	24.8	23.3	25.3	25.1	24.0	25.7	24.1	25.8	24.6	26.2
40	7.59	7.79	7.56	7.70	7.47	7.65	7.33	7.53	7.30	7.63	7.52	7.71	7.57	7.56	7.75	7.57	7.88	8.00	8.29
45	3.90	3.98	3.92	3.99	3.92	3.98	3.87	3.96	3.86	4.01	3.96	4.03	3.94	3.87	3.98	3.91	4.09	4.07	4.20
50	2.58	2.60	2.62	2.69	2.68	2.69	2.61	2.62	2.57	2.63	2.64	2.67	2.58	2.53	2.54	2.52	2.58	2.61	2.66
55	1.99	2.00	2.03	2.06	2.06	2.06	2.03	2.03	2.01	2.03	2.03	2.03	1.98	1.95	1.93	1.93	1.95	1.99	2.02
60	1.67	1.69	1.71	1.72	1.72	1.73	1.71	1.72	1.70	1.72	1.70	1.71	1.65	1.65	1.66	1.66	1.67	1.68	1.70
65	1.47	1.48	1.50	1.51	1.51	1.52	1.51	1.51	1.50	1.51	1.50	1.50	1.46	1.46	1.47	1.46	1.47	1.47	1.47
70	1.25	1.26	1.27	1.29	1.29	1.29	1.28	1.29	1.28	1.29	1.28	1.28	1.25	1.25	1.26	1.25	1.26	1.26	1.27
75	1.06	1.06	1.07	1.08	1.07	1.08	1.06	1.07	1.06	1.08	1.06	1.07	1.05	1.05	1.06	1.06	1.06	1.07	1.07
80	0.88	0.88	0.88	0.89	0.88	0.88	0.88	0.89	0.88	0.89	0.88	0.88	0.88	0.88	0.88	0.88	0.89	0.89	0.89
85	0.74	0.72	0.71	0.71	0.71	0.71	0.71	0.72	0.71	0.72	0.71	0.71	0.77	0.75	0.75	0.75	0.76	0.75	0.75
90	0.60	0.57	0.55	0.55	0.55	0.55	0.55	0.56	0.56	0.56	0.55	0.55	0.70	0.67	0.66	0.66	0.67	0.67	0.66
95	0.51	0.50	0.48	0.48	0.48	0.48	0.48	0.48	0.48	0.48	0.48	0.48	0.71	0.69	0.67	0.67	0.68	0.68	0.67
100	0.47	0.45	0.45	0.45	0.45	0.45	0.45	0.45	0.45	0.44	0.44	0.44	0.70	0.69	0.69	0.69	0.69	0.69	0.69
105	0.50	0.49	0.49	0.49	0.49	0.49	0.49	0.48	0.49	0.48	0.48	0.48	0.72	0.72	0.71	0.72	0.71	0.72	0.71
110	0.58	0.58	0.58	0.58	0.58	0.58	0.58	0.58	0.58	0.58	0.58	0.57	0.76	0.76	0.76	0.76	0.76	0.76	0.75
115	0.67	0.67	0.68	0.68	0.68	0.68	0.68	0.68	0.69	0.68	0.68	0.68	0.82	0.82	0.82	0.82	0.82	0.82	0.81
120	0.79	0.78	0.79	0.79	0.80	0.79	0.80	0.80	0.80	0.79	0.79	0.79	0.92	0.92	0.91	0.92	0.91	0.92	0.91
125	0.96	0.96	0.97	0.96	0.97	0.97	0.97	0.97	0.97	0.97	0.97	0.96	1.08	1.08	1.07	1.08	1.07	1.08	1.07
130	1.24	1.23	1.24	1.23	1.24	1.23	1.24	1.23	1.23	1.23	1.24	1.23	1.32	1.33	1.32	1.33	1.32	1.33	1.31
135	1.56	1.55	1.56	1.55	1.56	1.55	1.56	1.55	1.55	1.55	1.56	1.55	1.61	1.61	1.61	1.62	1.61	1.62	1.60
140	1.84	1.84	1.85	1.84	1.85	1.85	1.85	1.85	1.85	1.85	1.85	1.85	1.88	1.89	1.88	1.89	1.87	1.88	1.87
145	2.05	2.06	2.05	2.05	2.06	2.06	2.06	2.06	2.06	2.06	2.07	2.06	2.09	2.09	2.08	2.10	2.08	2.08	2.07
150	2.19	2.18	2.19	2.19	2.19	2.19	2.19	2.20	2.19	2.19	2.19	2.19	2.22	2.22	2.22	2.23	2.21	2.22	2.21
155	2.27	2.27	2.27	2.27	2.27	2.28	2.27	2.28	2.27	2.28	2.27	2.28	2.30	2.30	2.30	2.30	2.29	2.30	2.29
160	2.33	2.32	2.33	2.33	2.33	2.33	2.32	2.33	2.32	2.33	2.33	2.33	2.34	2.34	2.34	2.35	2.34	2.35	2.34
165	2.36	2.36	2.36	2.36	2.36	2.36	2.35	2.36	2.35	2.36	2.36	2.37	2.37	2.37	2.37	2.38	2.37	2.38	2.37
170	2.33	2.33	2.33	2.33	2.32	2.33	2.32	2.34	2.33	2.34	2.33	2.34	2.35	2.35	2.35	2.35	2.35	2.35	2.35
175	2.24	2.24	2.25	2.25	2.25	2.26	2.26	2.27	2.25	2.26	2.25	2.25	2.28	2.27	2.27	2.27	2.27	2.27	2.26
180	2.25	2.25	2.25	2.25	2.25	2.25	2.24	2.25	2.23	2.24	2.23	2.24	2.25	2.25	2.25	2.25	2.25	2.25	2.24

C Range: 0 - 360DEG
C Interval: 15.0DEG
Test Speed: HIGH
Temperature:25.3DEG
Operators:ZhangXiao
Test Date:2016-09-07

γ Range: 0 - 180DEG
γ Interval: 1.0DEG
Test System:EVERFINE GO-2000B_V1 SYSTEM V2.0.265
Humidity:65.0%
Test Distance:6.590m [K=1.0000]
Remarks:

LUMINOUS DISTRIBUTION INTENSITY DATA

Test:U:226.5V I:0.1260A P:27.40W PF:0.9610 Lamp Flux:2804.7x1 lm		
NAME:	TYPE:	WEIGHT:
DIM.:	SPEC.:	SERIAL No.:
MFR.: Rayconn	SUR.:	PROTECTION ANGLE:

Table--2

UNIT: x10cd

C(DEC) γ (DEC)	285	300	315	330	345														
0	1218	1218	1218	1218	1218														
5	975	978	973	990	996														
10	627	638	625	640	630														
15	333	342	331	333	321														
20	193	197	191	190	182														
25	136	137	135	134	132														
30	92.1	94.4	91.4	93.8	90.7														
35	24.4	25.2	23.9	25.2	23.2														
40	7.99	8.15	8.05	7.98	7.62														
45	4.07	4.14	4.06	4.09	3.91														
50	2.66	2.68	2.66	2.64	2.57														
55	2.02	2.02	2.02	2.00	1.96														
60	1.68	1.67	1.67	1.66	1.64														
65	1.45	1.44	1.44	1.44	1.44														
70	1.25	1.24	1.24	1.24	1.24														
75	1.07	1.06	1.06	1.05	1.05														
80	0.89	0.88	0.88	0.88	0.87														
85	0.75	0.75	0.75	0.75	0.75														
90	0.66	0.66	0.66	0.66	0.67														
95	0.68	0.67	0.67	0.67	0.68														
100	0.69	0.68	0.69	0.68	0.69														
105	0.72	0.71	0.72	0.71	0.72														
110	0.76	0.75	0.76	0.75	0.76														
115	0.82	0.81	0.82	0.81	0.82														
120	0.91	0.90	0.91	0.91	0.92														
125	1.08	1.06	1.08	1.06	1.08														
130	1.33	1.31	1.33	1.31	1.33														
135	1.62	1.61	1.62	1.60	1.62														
140	1.88	1.87	1.88	1.87	1.88														
145	2.09	2.08	2.08	2.07	2.09														
150	2.22	2.21	2.22	2.21	2.22														
155	2.30	2.29	2.30	2.29	2.30														
160	2.35	2.34	2.35	2.34	2.35														
165	2.38	2.37	2.38	2.37	2.38														
170	2.36	2.35	2.36	2.36	2.36														
175	2.26	2.25	2.26	2.26	2.26														
180	2.25	2.23	2.24	2.23	2.24														

C Range: 0 - 360DEG
C Interval: 15.0DEG
Test Speed: HIGH
Temperature:25.3DEG
Operators:ZhangXiao
Test Date:2016-09-07

γ Range: 0 - 180DEG
γ Interval: 1.0DEG
γ Test System:EVERFINE GO-2000B_V1 SYSTEM V2.0.265
Humidity:65.0%
Test Distance:6.590m [K=1.0000]
Remarks: