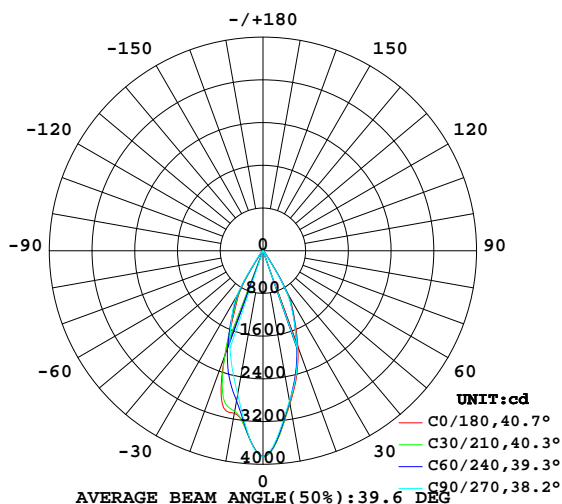


## LUMINAIRE PHOTOMETRIC TEST REPORT

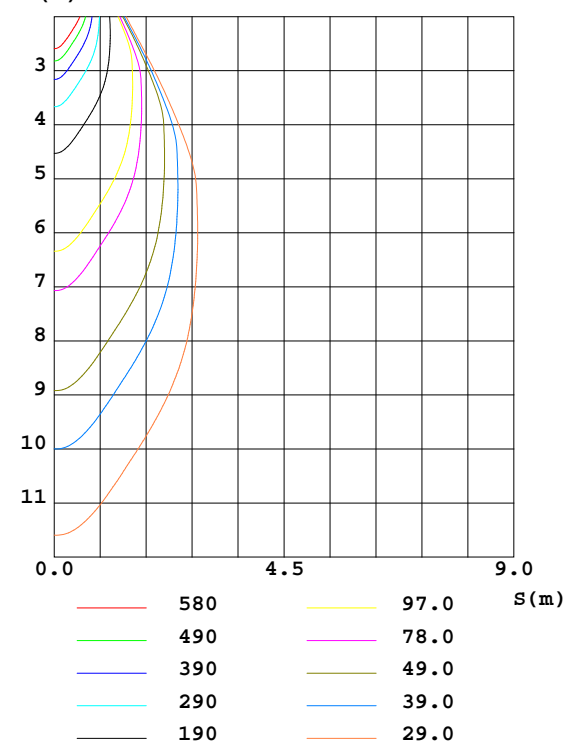
Test:U:226.6V I:0.0900A P:19.40W PF:0.9520 Lamp Flux:1939.15x1 lm		
NAME:	TYPE:	WEIGHT:
DIM.:	SPEC.:	SERIAL No.:
MFR.: Rayconn	SUR.:	PROTECTION ANGLE:

DATA OF LAMP		PHOTOMETRIC DATA Eff: 99.96 lm/W			
MODEL	TL16-20W-830-W-38	Imax(cd)	3850	S/MH(C0/180)	0.62
NOMINAL POWER(W)	20	LOR(%)	100.0	S/MH(C90/270)	0.61
RATED VOLTAGE(V)	226	TOTAL FLUX(lm)	1939.2	$\eta$ UP,DN(C0-180)	1.3,48.0
NOMINAL FLUX(lm)	1939.15	CIE CLASS	DIRECT	$\eta$ UP,DN(C180-360)	1.4,49.4
LAMPS INSIDE	1	$\eta$ up(%)	2.6	CIBSE SHR NOM	0.50
TEST VOLTAGE(V)	226.6	$\eta$ down(%)	97.4	CIBSE SHR MAX	0.70

LUMINOUS INTENSITY DISTRIBUTION DIAGRAM



C0 PLANE ISOLUX DIAGRAM (UNIT:lx)



C Range: 0 - 360DEG  
 C Interval: 15.0DEG  
 Test Speed: HIGH  
 Temperature:25.3DEG  
 Operators:ZhangXiao  
 Test Date:2016-08-01

$\gamma$  Range: 0 - 180DEG  
 $\gamma$  Interval: 1.0DEG  
 Test System:EVERFINE GO-2000B\_V1 SYSTEM V2.0.265  
 Humidity:65.0%  
 Test Distance:6.610m [K=1.0000]  
 Remarks:

## ZONAL FLUX DIAGRAM

### ZONAL FLUX DIAGRAM:

γ	C0	C45	C90	C135	C180	C225	C270	C315	γ	Φ zone	Φ total	%lum, lamp
10	2913	2892	2859	2859	3092	2942	2730	2771	0- 10	308.8	308.8	15.9,15.9
20	1911	1861	1859	1877	2088	1988	1815	1834	10- 20	677.8	986.6	50.9,50.9
30	957.5	935.7	860.0	857.4	836.5	894.6	1006	993.2	20- 30	624.8	1611	83.1,83.1
40	85.52	89.21	76.34	72.32	64.64	76.11	111.4	110.1	30- 40	201.0	1812	93.5,93.5
50	25.89	26.36	24.66	24.33	23.83	24.99	31.54	30.53	40- 50	37.16	1850	95.4,95.4
60	13.00	13.06	12.78	12.78	12.61	12.77	13.69	13.37	50- 60	16.49	1866	96.2,96.2
70	8.018	7.943	7.866	7.930	7.730	7.881	8.141	7.947	60- 70	10.04	1876	96.7,96.7
80	5.405	5.175	5.239	5.299	5.636	5.570	5.583	5.437	70- 80	6.897	1883	97.1,97.1
90	4.673	3.603	3.623	3.669	5.355	4.400	4.303	4.262	80- 90	5.229	1888	97.4,97.4
100	3.721	3.528	3.523	3.530	4.790	4.617	4.534	4.513	90-100	4.531	1893	97.6,97.6
110	4.228	4.246	4.349	4.292	5.386	5.339	5.232	5.203	100-110	4.602	1897	97.8,97.8
120	6.022	6.054	6.109	6.097	6.951	6.895	6.769	6.770	110-120	5.484	1903	98.1,98.1
130	8.802	8.811	8.894	8.846	9.350	9.348	9.201	9.287	120-130	6.881	1910	98.5,98.5
140	11.86	11.90	12.03	11.99	12.17	12.19	12.13	12.15	130-140	8.160	1918	98.9,98.9
150	14.36	14.36	14.47	14.49	14.66	14.75	14.52	14.54	140-150	8.374	1926	99.3,99.3
160	15.37	15.36	15.42	15.46	15.55	15.52	15.51	15.54	150-160	6.986	1933	99.7,99.7
170	15.35	15.56	15.62	15.58	15.70	15.65	15.70	15.69	160-170	4.412	1938	99.9,99.9
180	15.88	15.91	15.88	15.91	15.93	15.88	15.90	15.89	170-180	1.498	1939	100,100
DEG	LUMINOUS INTENSITY:cd									UNIT:lm		

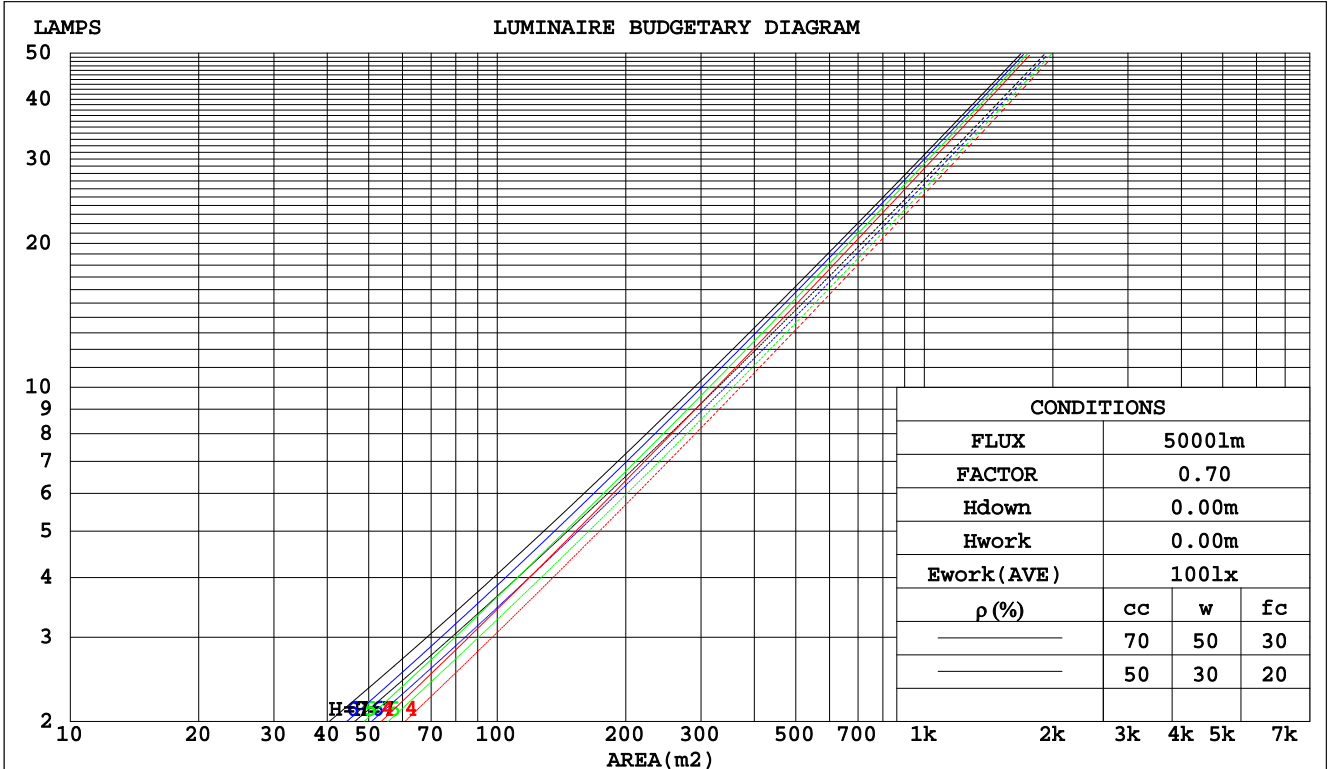
C Range: 0 - 360DEG  
C Interval: 15.0DEG  
Test Speed: HIGH  
Temperature:25.3DEG  
Operators:ZhangXiao  
Test Date:2016-08-01

γ Range: 0 - 180DEG  
γ Interval: 1.0DEG  
Test System:EVERFINE GO-2000B\_V1 SYSTEM V2.0.265  
Humidity:65.0%  
Test Distance:6.610m [K=1.0000]  
Remarks:

### CU AND LUMINAIRE BUDGETARY ESTIMATE DIAGRAM

Test:U:226.6V I:0.0900A P:19.40W PF:0.9520 Lamp Flux:1939.15x1 lm		
NAME:	TYPE:	WEIGHT:
DIM.:	SPEC.:	SERIAL No.:
MFR.: Rayconn	SUR.:	PROTECTION ANGLE:

pcc	80%			70%			50%			30%			10%			0														
pw	50%	30%	10%	50%	30%	10%	50%	30%	10%	50%	30%	10%	50%	30%	10%	0														
pfc	20%			20%			20%			20%			20%			0														
RCR	RCR:Room Cavity Ratio															Coefficients of Utilization(CU)														
0.0	1.18	1.18	1.18	1.15	1.15	1.15	1.10	1.10	1.10	1.04	1.04	1.04	.00	.00	.00	.97														
1.0	1.11	1.08	1.06	1.08	1.06	1.04	1.04	1.02	1.00	.00	.98	.97	.96	.95	.94	.92														
2.0	1.04	.00	.97	1.02	.98	.95	.98	.95	.93	.95	.93	.91	.92	.90	.88	.87														
3.0	.98	.93	.89	.96	.92	.88	.93	.90	.87	.90	.87	.85	.88	.85	.83	.82														
4.0	.92	.87	.83	.91	.86	.83	.88	.84	.81	.86	.83	.80	.84	.81	.79	.77														
5.0	.87	.82	.78	.86	.81	.77	.84	.80	.77	.82	.78	.76	.80	.77	.75	.73														
6.0	.83	.77	.73	.82	.77	.73	.80	.76	.72	.78	.75	.72	.77	.74	.71	.70														
7.0	.78	.73	.69	.78	.73	.69	.76	.72	.68	.75	.71	.68	.74	.70	.67	.66														
8.0	.75	.69	.66	.74	.69	.65	.73	.68	.65	.72	.68	.65	.71	.67	.64	.63														
9.0	.71	.66	.62	.71	.66	.62	.70	.65	.62	.69	.65	.62	.68	.64	.61	.60														
10.0	.68	.63	.59	.68	.63	.59	.67	.62	.59	.66	.62	.59	.65	.61	.58	.57														



C Range: 0 - 360DEG  
C Interval: 15.0DEG  
Test Speed: HIGH  
Temperature: 25.3DEG  
Operators: ZhangXiao  
Test Date: 2016-08-01

γ Range: 0 - 180DEG  
γ Interval: 1.0DEG  
Test System: EVERFINE GO-2000B\_V1 SYSTEM V2.0.265  
Humidity: 65.0%  
Test Distance: 6.610m [K=1.0000]  
Remarks:

## WEC AND CCEC

Test:U:226.6V I:0.0900A P:19.40W PF:0.9520 Lamp Flux:1939.15x1 lm		
NAME:	TYPE:	WEIGHT:
DIM.:	SPEC.:	SERIAL No.:
MFR.: Rayconn	SUR.:	PROTECTION ANGLE:

pcc	80%			70%			50%			30%			10%			0	
p <sub>w</sub>	50%	30%	10%	50%	30%	10%	50%	30%	10%	50%	30%	10%	50%	30%	10%	0	
p <sub>fc</sub>	20%			20%			20%			20%			20%			0	
RCR	RCR:Room Cavity Ratio						Wall Exitance Coefficients(WEC)										
0.0																	
1.0	.169	.096	.030	.162	.092	.029	.148	.085	.027	.135	.078	.025	.123	.071	.023		
2.0	.159	.087	.027	.153	.084	.026	.141	.078	.024	.130	.073	.023	.120	.068	.021		
3.0	.150	.080	.024	.144	.077	.023	.134	.073	.022	.125	.068	.021	.116	.064	.020		
4.0	.141	.073	.022	.137	.072	.021	.128	.068	.020	.120	.064	.019	.112	.061	.019		
5.0	.134	.068	.020	.130	.067	.019	.122	.064	.019	.115	.061	.018	.108	.058	.017		
6.0	.128	.064	.018	.124	.063	.018	.117	.060	.017	.111	.058	.017	.105	.055	.016		
7.0	.122	.060	.017	.118	.059	.017	.112	.057	.016	.107	.055	.016	.101	.053	.015		
8.0	.116	.057	.016	.113	.056	.016	.108	.054	.015	.103	.052	.015	.098	.050	.015		
9.0	.111	.054	.015	.109	.053	.015	.104	.051	.015	.099	.050	.014	.095	.048	.014		
10.0	.107	.051	.014	.105	.050	.014	.100	.049	.014	.096	.048	.014	.092	.046	.013		

pcc	80%			70%			50%			30%			10%			0
p <sub>w</sub>	50%	30%	10%	50%	30%	10%	50%	30%	10%	50%	30%	10%	50%	30%	10%	0
p <sub>fc</sub>	20%			20%			20%			20%			20%			0
RCR	RCR:Room Cavity Ratio						Ceiling Cavity Exitance Coefficients(CCEC)									
0.0	.210	.210	.210	.180	.180	.180	.123	.123	.123	.071	.071	.071	.023	.023	.023	
1.0	.191	.178	.166	.163	.152	.143	.112	.105	.099	.064	.061	.057	.021	.020	.019	
2.0	.175	.153	.134	.150	.132	.116	.103	.091	.081	.059	.053	.048	.019	.017	.015	
3.0	.162	.134	.112	.139	.116	.097	.095	.080	.068	.055	.047	.040	.018	.015	.013	
4.0	.151	.119	.095	.129	.103	.082	.089	.072	.058	.051	.042	.034	.017	.014	.011	
5.0	.142	.107	.082	.122	.093	.071	.084	.065	.050	.049	.038	.030	.016	.012	.010	
6.0	.134	.098	.072	.115	.085	.063	.079	.059	.044	.046	.035	.026	.015	.011	.009	
7.0	.127	.090	.064	.109	.078	.056	.075	.055	.040	.044	.032	.024	.014	.011	.008	
8.0	.121	.084	.058	.104	.073	.051	.072	.051	.036	.042	.030	.021	.014	.010	.007	
9.0	.116	.079	.053	.100	.068	.047	.069	.048	.033	.040	.028	.020	.013	.009	.007	
10.0	.111	.074	.049	.096	.064	.043	.067	.045	.031	.039	.027	.018	.013	.009	.006	

C Range: 0 - 360DEG  
C Interval: 15.0DEG  
Test Speed: HIGH  
Temperature:25.3DEG  
Operators:ZhangXiao  
Test Date:2016-08-01

γ Range: 0 - 180DEG  
γ Interval: 1.0DEG  
Test System:EVERFINE GO-2000B\_V1 SYSTEM V2.0.265  
Humidity:65.0%  
Test Distance:6.610m [K=1.0000]  
Remarks:

### Uncorrected UGR Table

Test:U:226.6V I:0.0900A P:19.40W PF:0.9520 Lamp Flux:1939.15x1 lm											
NAME:					TYPE:			WEIGHT:			
DIM.:					SPEC.:			SERIAL No.:			
MFR.: Rayconn					SUR.:			PROTECTION ANGLE:			
ceiling/cavity	0.7	0.7	0.5	0.5	0.3	0.7	0.7	0.5	0.5	0.3	
walls	0.5	0.3	0.5	0.3	0.3	0.5	0.3	0.5	0.3	0.3	
working plane	0.2	0.2	0.2	0.2	0.2	0.2	0.2	0.2	0.2	0.2	
Room dimensions		Viewed crosswise					Viewed endwise				
x = 2H y = 2H	15.6	16.4	15.9	16.6	16.8	14.7	15.6	15.0	15.8	16.0	
	3H	15.6	16.4	15.9	16.6	16.8	14.7	15.5	15.0	15.8	16.0
	4H	15.6	16.4	15.9	16.6	16.9	14.8	15.5	15.1	15.8	16.0
	6H	15.7	16.4	16.0	16.7	17.0	14.9	15.6	15.2	15.9	16.1
	8H	15.8	16.4	16.1	16.7	17.0	15.0	15.6	15.3	15.9	16.2
	12H	15.9	16.5	16.2	16.8	17.2	15.1	15.7	15.5	16.0	16.4
4H	2H	15.4	16.1	15.7	16.4	16.7	14.6	15.3	14.9	15.5	15.8
	3H	15.5	16.1	15.8	16.4	16.7	14.7	15.3	15.0	15.6	15.9
	4H	15.6	16.1	15.9	16.5	16.8	14.8	15.3	15.2	15.7	16.0
	6H	15.7	16.2	16.1	16.6	17.0	15.0	15.5	15.4	15.9	16.3
	8H	15.9	16.3	16.3	16.7	17.2	15.1	15.6	15.6	16.0	16.4
	12H	16.1	16.5	16.6	17.0	17.4	15.4	15.8	15.8	16.2	16.7
8H	4H	15.5	16.0	15.9	16.4	16.8	14.7	15.2	15.2	15.6	16.0
	6H	15.8	16.2	16.2	16.6	17.1	15.1	15.5	15.5	15.9	16.4
	8H	16.0	16.4	16.5	16.8	17.3	15.3	15.7	15.8	16.1	16.6
	12H	16.4	16.7	16.9	17.2	17.7	15.7	16.0	16.2	16.5	17.0
12H	4H	15.5	15.9	15.9	16.3	16.8	14.7	15.2	15.2	15.6	16.0
	6H	15.8	16.1	16.3	16.6	17.1	15.1	15.4	15.6	15.9	16.4
	8H	16.1	16.4	16.6	16.8	17.4	15.4	15.7	15.9	16.2	16.7
Variations with the observer position at spacings:											
S = 1.0H	+ 1.5 / - 1.3					+ 1.2 / - 1.2					
1.5H	+ 2.9 / - 1.1					+ 2.4 / - 1.1					
2.0H	+ 1.2 / - 0.5					+ 1.0 / - 0.4					

CIE Pub.117 Corrected 1939 lm Total Lamp Luminous Flux.(8log(F/F0) = 2.3)

C Range: 0 - 360DEG  
C Interval: 15.0DEG  
Test Speed: HIGH  
Temperature:25.3DEG  
Operators:ZhangXiao  
Test Date:2016-08-01

γ Range: 0 - 180DEG  
γ Interval: 1.0DEG  
Test System:EVERFINE GO-2000B\_V1 SYSTEM V2.0.265  
Humidity:65.0%  
Test Distance:6.610m [K=1.0000]  
Remarks:

### UTILIZATION FACTORS TABLE

Test:U:226.6V I:0.0900A P:19.40W PF:0.9520 Lamp Flux:1939.15x1 lm		
NAME:	TYPE:	WEIGHT:
DIM.:	SPEC.:	SERIAL No.:
MFR.: Rayconn	SUR.:	PROTECTION ANGLE:

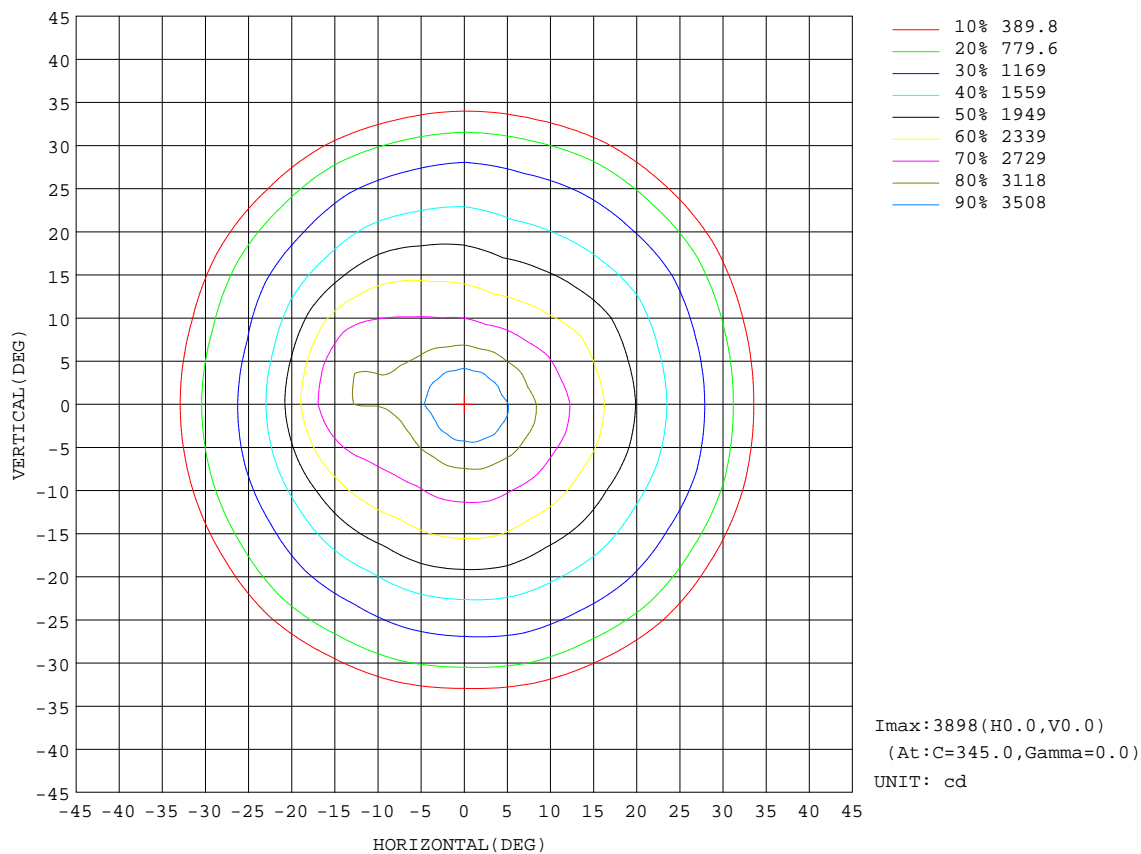
REFLECTANCE										
Ceiling	0.8	0.8	0.8	0.7	0.7	0.7	0.5	0.5	0.5	0
Walls	0.7	0.5	0.3	0.7	0.5	0.3	0.7	0.5	0.3	0
Working plane	0.2	0.2	0.2	0.2	0.2	0.2	0.2	0.2	0.2	0
ROOM INDEX	UTILIZATION FACTORS(PERCENT) $k(RI) \times RCR = 5$									
$k = 0.60$	88	81	78	87	81	78	86	81	77	74
0.80	95	89	85	94	89	85	93	88	85	81
1.00	99	93	90	98	93	89	96	92	89	85
1.25	103	97	94	101	97	94	99	95	93	88
1.50	105	101	97	104	100	97	101	98	95	90
2.00	108	104	100	106	102	99	103	100	98	92
2.50	110	106	103	108	104	102	104	102	99	93
3.00	111	108	105	109	106	104	105	103	101	94
4.00	113	110	108	111	108	106	107	105	103	96
5.00	114	112	110	112	110	108	108	106	105	96
ROOM INDEX	UF(total)									Direct
According to DIN EN 13032-2 2004			Suspended					SHRNOM = 1.25		

C Range: 0 - 360DEG  
C Interval: 15.0DEG  
Test Speed: HIGH  
Temperature:25.3DEG  
Operators:ZhangXiao  
Test Date:2016-08-01

$\gamma$  Range: 0 - 180DEG  
 $\gamma$  Interval: 1.0DEG  
 $\gamma$  Test System:EVERFINE GO-2000B\_V1 SYSTEM V2.0.265  
Humidity:65.0%  
Test Distance:6.610m [K=1.0000]  
Remarks:

### ISOCANDELA DIAGRAM

Test:U:226.6V I:0.0900A P:19.40W PF:0.9520 Lamp Flux:1939.15x1 lm		
NAME:	TYPE:	WEIGHT:
DIM.:	SPEC.:	SERIAL No.:
MFR.: Rayconn	SUR.:	PROTECTION ANGLE:



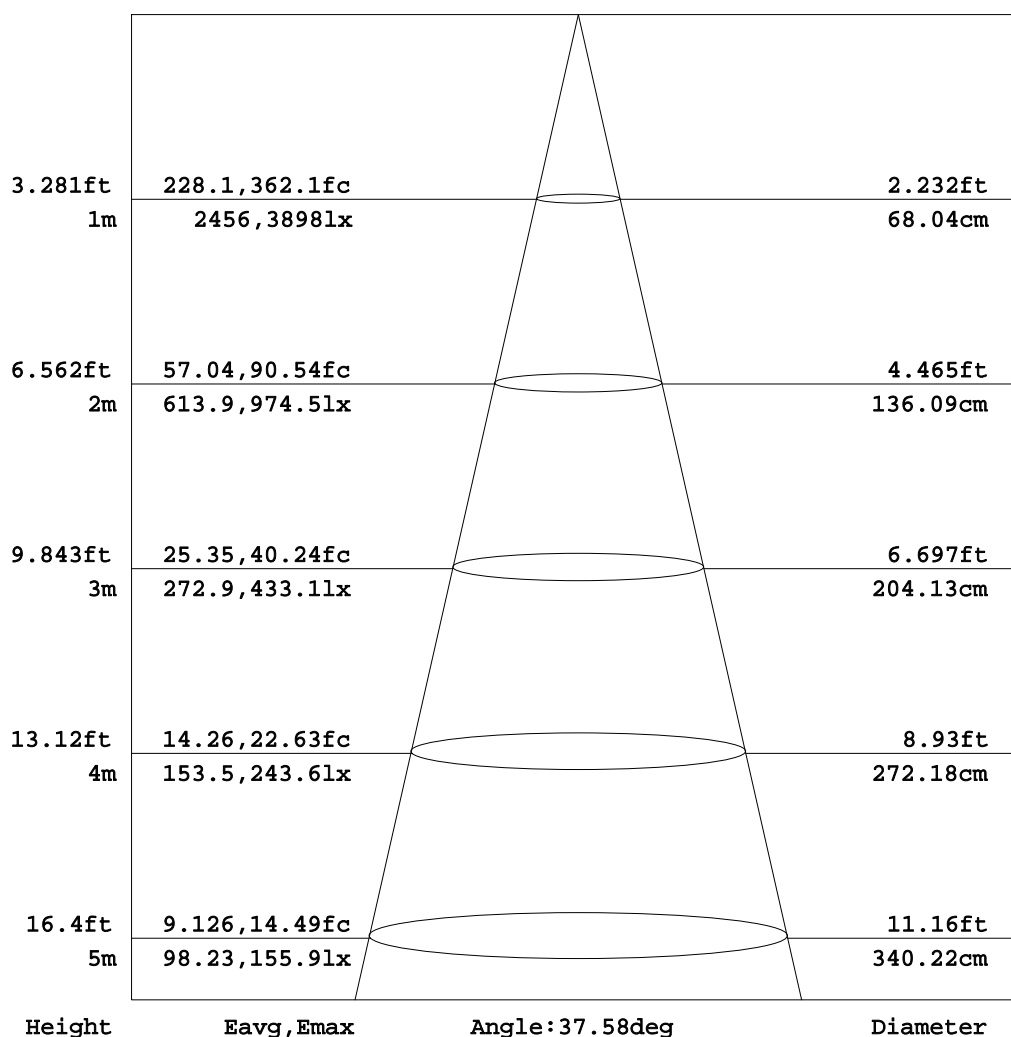
C Range: 0 - 360DEG  
C Interval: 15.0DEG  
Test Speed: HIGH  
Temperature: 25.3DEG  
Operators: ZhangXiao  
Test Date: 2016-08-01

γ Range: 0 - 180DEG  
γ Interval: 1.0DEG  
Test System: EVERFINE GO-2000B\_V1 SYSTEM V2.0.265  
Humidity: 65.0%  
Test Distance: 6.610m [K=1.0000]  
Remarks:

### AAI Figure

Test:U:226.6V I:0.0900A P:19.40W PF:0.9520 Lamp Flux:1939.15x1 lm		
NAME:	TYPE:	WEIGHT:
DIM.:	SPEC.:	SERIAL No.:
MFR.: Rayconn	SUR.:	PROTECTION ANGLE:

Flux out:914.7 lm



Note:The Curves indicate the illuminated area and the average illumination when the luminaire is at different distance.

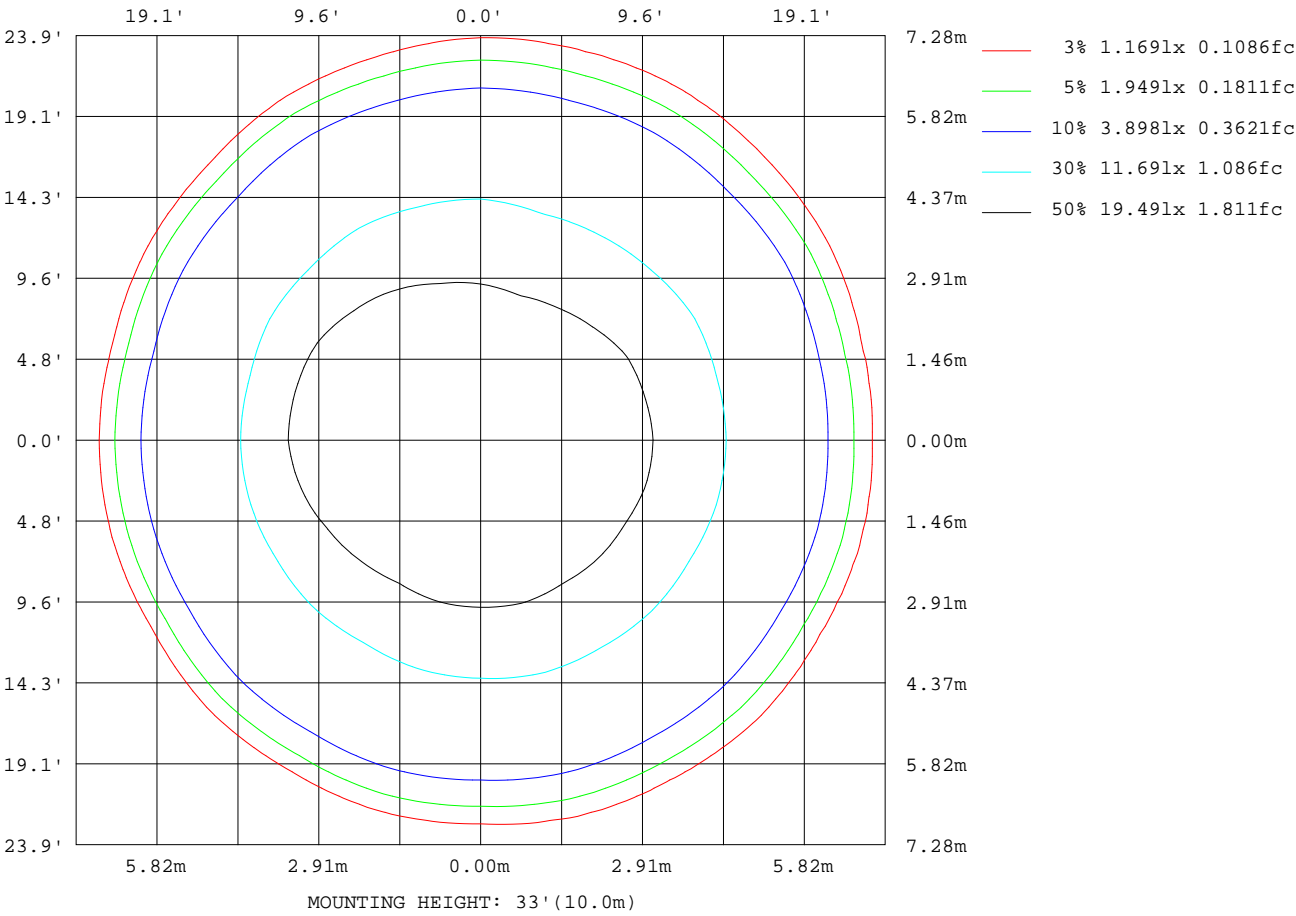
C Range: 0 - 360DEG  
C Interval: 15.0DEG  
Test Speed: HIGH  
Temperature:25.3DEG  
Operators:ZhangXiao  
Test Date:2016-08-01

γ Range: 0 - 180DEG  
γ Interval: 1.0DEG  
Test System:EVERFINE GO-2000B\_V1 SYSTEM V2.0.265  
Humidity:65.0%  
Test Distance:6.610m [K=1.0000]  
Remarks:



ISOLUX DIAGRAM

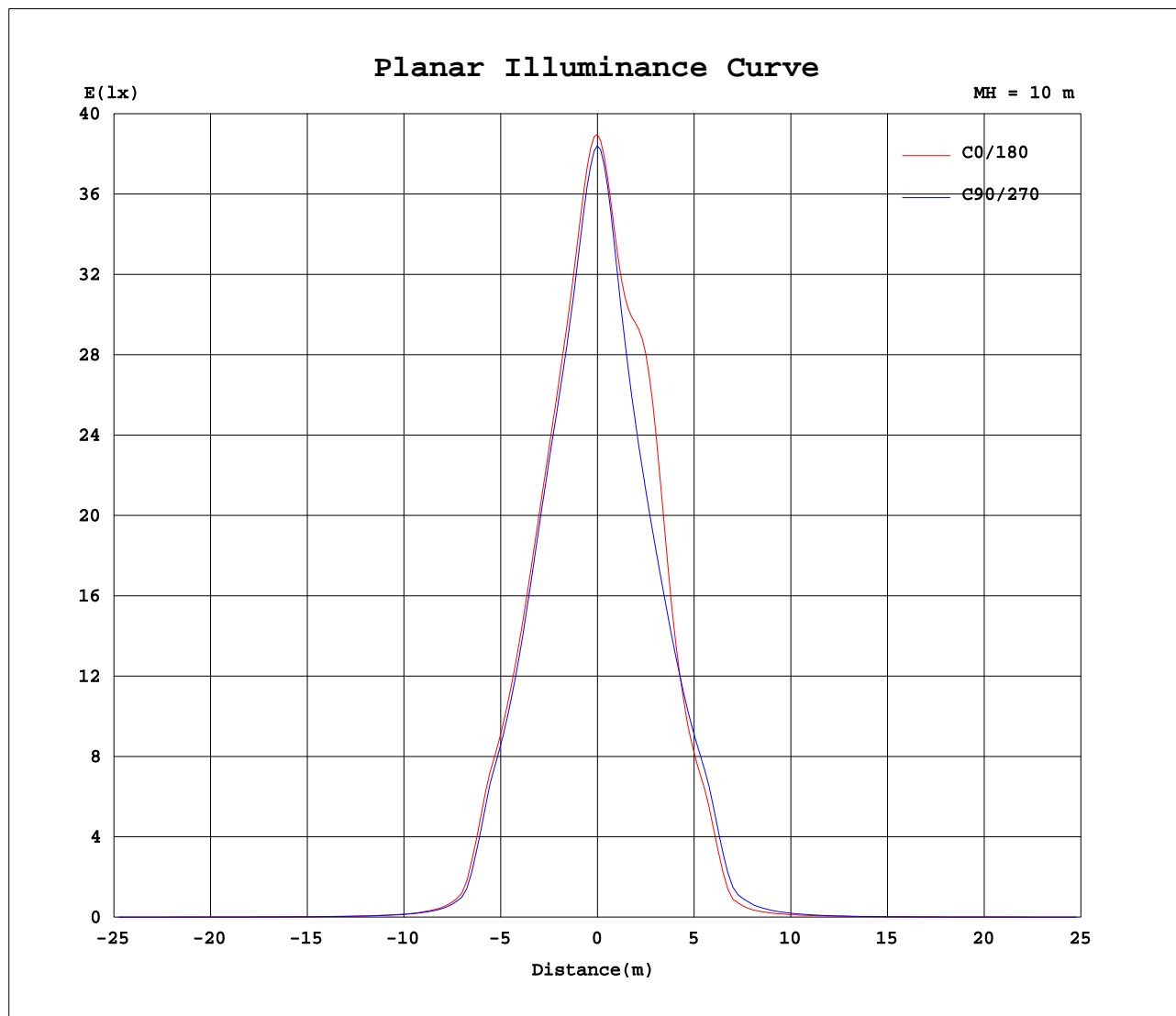
Test:U:226.6V I:0.0900A P:19.40W PF:0.9520 Lamp Flux:1939.15x1 lm		
NAME:	TYPE:	WEIGHT:
DIM.:	SPEC.:	SERIAL No.:
MFR.: Rayconn	SUR.:	PROTECTION ANGLE:



C Range: 0 - 360DEG  
C Interval: 15.0DEG  
Test Speed: HIGH  
Temperature: 25.3DEG  
Operators: ZhangXiao  
Test Date: 2016-08-01

γ Range: 0 - 180DEG  
γ Interval: 1.0DEG  
Test System: EVERFINE GO-2000B\_V1 SYSTEM V2.0.265  
Humidity: 65.0%  
Test Distance: 6.610m [K=1.0000]  
Remarks:

## Planar Illuminance Curve



C Range: 0 - 360DEG  
C Interval: 15.0DEG  
Test Speed: HIGH  
Temperature: 25.3DEG  
Operators: ZhangXiao  
Test Date: 2016-08-01

$\gamma$  Range: 0 - 180DEG  
 $\gamma$  Interval: 1.0DEG  
Test System: EVERFINE GO-2000B\_V1 SYSTEM V2.0.265  
Humidity: 65.0%  
Test Distance: 6.610m [K=1.0000]  
Remarks:

# LUMINOUS DISTRIBUTION INTENSITY DATA

Test:U:226.6V I:0.0900A P:19.40W PF:0.9520 Lamp Flux:1939.15x1 lm																			
NAME:										TYPE:					WEIGHT:				
DIM.:										SPEC.:					SERIAL No.:				
MFR.: Rayconn										SUR.:					PROTECTION ANGLE:				

Table--1

UNIT: cd

C(DEG) γ (DEG)	0	15	30	45	60	75	90	105	120	135	150	165	180	195	210	225	240	255	270
0	3850	3850	3850	3850	3850	3850	3850	3850	3850	3850	3850	3850	3850	3850	3850	3850	3850	3850	3850
5	3480	3502	3477	3488	3454	3459	3424	3429	3395	3407	3390	3412	3420	3408	3427	3398	3411	3375	3394
10	2913	2922	2890	2892	2866	2880	2859	2854	2825	2859	2915	3012	3092	3111	3052	2942	2856	2763	2730
15	2433	2427	2380	2382	2364	2405	2400	2397	2373	2456	2586	2796	2958	2974	2861	2623	2451	2312	2249
20	1911	1901	1854	1861	1847	1879	1859	1854	1821	1877	1930	2032	2088	2079	2087	1988	1936	1848	1815
25	1397	1398	1366	1374	1354	1367	1335	1323	1286	1305	1290	1306	1273	1274	1341	1351	1395	1383	1390
30	957	974	924	936	892	911	860	869	828	857	824	844	837	819	885	895	968	975	1006
35	217	225	216	225	208	203	183	185	173	177	160	166	162	158	182	195	237	246	274
40	85.5	87.4	87.0	89.2	84.5	82.1	76.3	75.6	72.6	72.3	69.2	67.2	64.6	64.4	68.9	76.1	89.1	98.2	111
45	44.1	45.1	44.7	45.3	43.4	42.5	40.3	40.0	38.9	38.9	37.5	37.4	36.5	36.1	38.0	40.6	46.0	50.4	57.6
50	25.9	26.4	26.3	26.4	25.6	25.4	24.7	24.6	24.2	24.3	24.1	24.2	23.8	23.7	24.3	25.0	26.9	28.5	31.5
55	17.7	18.0	17.9	17.8	17.5	17.5	17.2	17.2	17.0	17.2	17.1	17.3	17.2	17.0	17.4	17.4	18.0	18.5	19.5
60	13.0	13.3	13.1	13.1	12.8	12.9	12.8	12.8	12.6	12.8	12.7	12.7	12.6	12.6	12.9	12.8	13.2	13.3	13.7
65	10.2	10.3	10.1	10.1	9.86	10.0	9.96	10.1	9.84	9.95	9.81	9.78	9.65	9.65	9.83	9.83	10.1	10.1	10.3
70	8.02	8.20	7.97	7.94	7.78	7.90	7.87	8.00	7.83	7.93	7.76	7.77	7.73	7.77	7.87	7.88	8.05	8.03	8.14
75	6.48	6.70	6.40	6.37	6.25	6.35	6.28	6.40	6.31	6.37	6.26	6.30	6.48	6.53	6.56	6.54	6.65	6.61	6.71
80	5.41	5.53	5.17	5.18	5.14	5.20	5.24	5.34	5.32	5.30	5.24	5.24	5.64	5.71	5.63	5.57	5.59	5.52	5.58
85	4.88	5.01	4.33	4.38	4.37	4.43	4.42	4.52	4.49	4.48	4.43	4.51	5.38	5.63	5.04	4.99	5.01	4.93	4.93
90	4.67	4.90	3.64	3.60	3.61	3.61	3.62	3.71	3.71	3.67	3.64	3.81	5.35	5.66	4.45	4.40	4.41	4.33	4.30
95	4.40	4.68	3.59	3.53	3.52	3.51	3.52	3.57	3.60	3.55	3.55	3.69	5.29	5.43	4.55	4.49	4.49	4.44	4.40
100	3.72	3.78	3.54	3.53	3.51	3.51	3.52	3.56	3.58	3.53	3.54	3.60	4.79	4.86	4.65	4.62	4.60	4.56	4.53
105	3.79	3.79	3.75	3.75	3.78	3.79	3.81	3.83	3.84	3.78	3.78	3.80	4.93	4.95	4.90	4.89	4.86	4.83	4.79
110	4.23	4.22	4.24	4.25	4.31	4.31	4.35	4.35	4.36	4.29	4.30	4.26	5.39	5.39	5.35	5.34	5.31	5.29	5.23
115	4.95	4.94	5.00	5.01	5.07	5.05	5.11	5.10	5.12	5.06	5.08	5.02	6.05	6.06	6.01	6.00	5.96	5.95	5.89
120	6.02	6.01	6.08	6.05	6.10	6.05	6.11	6.09	6.15	6.10	6.14	6.08	6.95	6.96	6.90	6.90	6.83	6.84	6.77
125	7.32	7.31	7.37	7.33	7.37	7.31	7.37	7.33	7.39	7.35	7.40	7.35	8.06	8.08	8.03	8.02	7.95	7.95	7.88
130	8.80	8.79	8.84	8.81	8.87	8.84	8.89	8.84	8.89	8.85	8.91	8.83	9.35	9.37	9.33	9.35	9.27	9.26	9.20
135	10.4	10.4	10.4	10.4	10.5	10.5	10.5	10.5	10.5	10.5	10.5	10.4	10.8	10.8	10.7	10.8	10.7	10.7	10.7
140	11.9	11.9	11.9	11.9	12.0	12.0	12.0	12.0	12.0	12.0	12.0	11.9	12.2	12.2	12.1	12.2	12.1	12.2	12.1
145	13.2	13.2	13.2	13.3	13.3	13.4	13.4	13.4	13.4	13.4	13.7	13.4	13.5	13.5	13.5	13.6	13.5	13.5	13.4
150	14.4	14.4	14.4	14.4	14.4	14.5	14.5	14.4	14.5	14.5	14.7	14.5	14.7	14.6	14.7	14.8	14.6	14.6	14.5
155	15.1	15.1	15.1	15.1	15.1	15.1	15.1	15.1	15.2	15.2	15.2	15.2	15.3	15.3	15.3	15.3	15.2	15.2	15.2
160	15.4	15.4	15.4	15.4	15.4	15.4	15.4	15.4	15.4	15.5	15.5	15.4	15.6	15.5	15.5	15.5	15.5	15.5	15.5
165	15.4	15.4	15.4	15.5	15.5	15.6	15.6	15.6	15.6	15.6	15.6	15.6	15.7	15.6	15.6	15.6	15.6	15.6	15.6
170	15.3	15.4	15.5	15.6	15.6	15.6	15.6	15.6	15.6	15.6	15.6	15.6	15.7	15.7	15.7	15.6	15.7	15.7	15.7
175	15.6	15.7	15.7	15.7	15.7	15.7	15.7	15.7	15.7	15.7	15.7	15.7	15.8	15.8	15.7	15.7	15.7	15.7	15.8
180	15.9	15.9	15.9	15.9	15.9	15.9	15.9	15.9	15.9	15.9	15.9	15.9	15.9	15.9	15.9	15.9	15.9	15.9	15.9

C Range: 0 - 360DEG  
C Interval: 15.0DEG  
Test Speed: HIGH  
Temperature:25.3DEG  
Operators:ZhangXiao  
Test Date:2016-08-01

γ Range: 0 - 180DEG  
γ Interval: 1.0DEG  
Test System:EVERFINE GO-2000B\_V1 SYSTEM V2.0.265  
Humidity:65.0%  
Test Distance:6.610m [K=1.0000]  
Remarks:

## LUMINOUS DISTRIBUTION INTENSITY DATA

Test:U:226.6V I:0.0900A P:19.40W PF:0.9520 Lamp Flux:1939.15x1 lm		
NAME:	TYPE:	WEIGHT:
DIM.:	SPEC.:	SERIAL No.:
MFR.: Rayconn	SUR.:	PROTECTION ANGLE:

Table--2

UNIT: cd

C(DEC) γ (DEC)	285	300	315	330	345														
0	3850	3850	3850	3850	3850														
5	3373	3415	3415	3466	3460														
10	2685	2729	2771	2865	2891														
15	2178	2220	2294	2409	2433														
20	1740	1773	1834	1929	1923														
25	1345	1363	1390	1441	1415														
30	988	1014	993	1020	983														
35	268	282	265	268	229														
40	117	119	110	101	89.4														
45	61.1	62.7	56.5	51.1	45.5														
50	32.9	33.5	30.5	28.5	26.3														
55	19.8	20.0	19.0	18.4	17.7														
60	13.6	13.6	13.4	13.3	12.9														
65	10.2	10.1	10.1	10.1	9.93														
70	8.00	7.95	7.95	7.97	7.86														
75	6.61	6.54	6.53	6.55	6.51														
80	5.51	5.48	5.44	5.50	5.50														
85	4.87	4.84	4.83	4.89	4.93														
90	4.28	4.25	4.26	4.28	4.41														
95	4.40	4.37	4.39	4.40	4.52														
100	4.53	4.50	4.51	4.52	4.57														
105	4.79	4.75	4.77	4.76	4.80														
110	5.23	5.19	5.20	5.19	5.23														
115	5.89	5.84	5.86	5.84	5.90														
120	6.78	6.72	6.77	6.76	6.84														
125	7.90	7.86	7.93	7.93	8.01														
130	9.25	9.23	9.29	9.27	9.33														
135	10.7	10.7	10.7	10.7	10.8														
140	12.2	12.1	12.2	12.1	12.2														
145	13.5	13.5	13.5	13.4	13.5														
150	14.6	14.6	14.5	14.5	14.5														
155	15.2	15.2	15.2	15.2	15.3														
160	15.5	15.5	15.5	15.6	15.6														
165	15.6	15.7	15.7	15.7	15.7														
170	15.7	15.7	15.7	15.7	15.7														
175	15.8	15.8	15.8	15.8	15.8														
180	15.9	15.9	15.9	15.9	15.9														

C Range: 0 - 360DEG  
C Interval: 15.0DEG  
Test Speed: HIGH  
Temperature:25.3DEG  
Operators:ZhangXiao  
Test Date:2016-08-01

γ Range: 0 - 180DEG  
γ Interval: 1.0DEG  
Test System:EVERFINE GO-2000B\_V1 SYSTEM V2.0.265  
Humidity:65.0%  
Test Distance:6.610m [K=1.0000]  
Remarks: