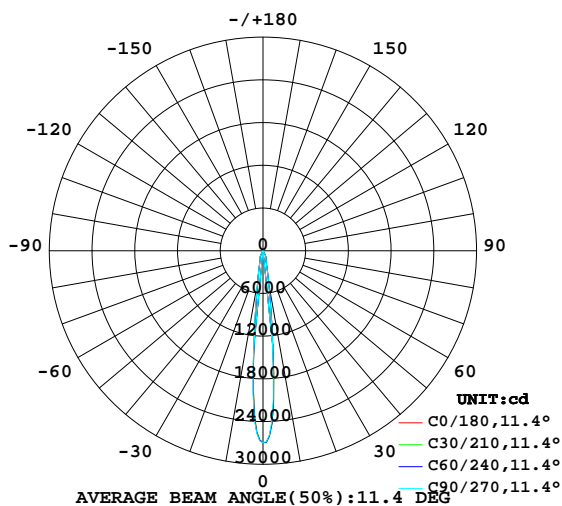


LUMINAIRE PHOTOMETRIC TEST REPORT

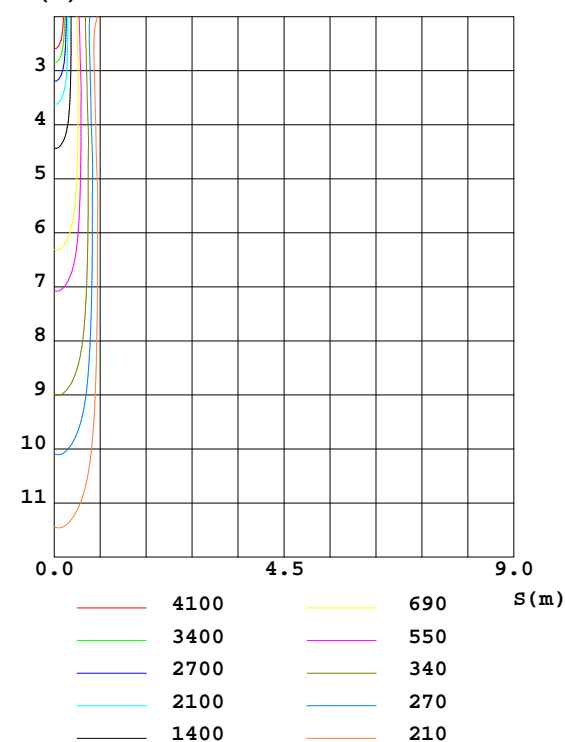
Test:U:226.6V I:0.1270A P:27.70W PF:0.9610 Lamp Flux:2256.4x1 lm		
NAME:	TYPE:	WEIGHT:
DIM.:	SPEC.:	SERIAL No.:
MFR.: Rayconn	SUR.:	PROTECTION ANGLE:

DATA OF LAMP		PHOTOMETRIC DATA Eff: 81.46 lm/W			
MODEL	TL15-30W-927-W-12	Imax(cd)	26941	S/MH(C0/180)	0.21
NOMINAL POWER(W)	30	LOR(%)	100.0	S/MH(C90/270)	0.20
RATED VOLTAGE(V)	226	TOTAL FLUX(lm)	2256.4	η UP,DN(C0-180)	1.2,49.7
NOMINAL FLUX(lm)	2256.4	CIE CLASS	DIRECT	η UP,DN(C180-360)	1.4,47.6
LAMPS INSIDE	1	η up(%)	2.6	CIBSE SHR NOM	0.00
TEST VOLTAGE(V)	226.6	η down(%)	97.4	CIBSE SHR MAX	1.00

LUMINOUS INTENSITY DISTRIBUTION DIAGRAM



C0 PLANE ISOLUX DIAGRAM (UNIT:lx)



C Range: 0 - 360DEG
C Interval: 15.0DEG
Test Speed: HIGH
Temperature:25.3DEG
Operators:ZhangXiao
Test Date:2016-08-01

γ Range: 0 - 180DEG
γ Interval: 1.0DEG
Test System:EVERFINE GO-2000B_V1 SYSTEM V2.0.265
Humidity:65.0%
Test Distance:6.610m [K=1.0000]
Remarks:

ZONAL FLUX DIAGRAM

ZONAL FLUX DIAGRAM:

γ	C0	C45	C90	C135	C180	C225	C270	C315	γ	Φ zone	Φ total	%lum, lamp
10	475.3	491.6	457.2	440.4	422.0	408.0	437.7	445.9	0- 10	1127	1127	49.9,49.9
20	119.4	120.4	118.1	117.3	117.7	116.2	119.5	116.8	10- 20	574.1	1701	75.4,75.4
30	37.53	39.44	33.85	32.77	31.49	27.64	32.85	33.78	20- 30	393.5	2094	92.8,92.8
40	3.477	3.488	3.488	3.540	3.590	3.431	3.604	3.515	30- 40	59.26	2154	95.4,95.4
50	0.9538	0.9863	0.9833	1.001	0.9525	0.9468	0.9121	0.9124	40- 50	15.84	2170	96.2,96.2
60	0.7387	0.7266	0.7369	0.7406	0.7124	0.6998	0.7009	0.6983	50- 60	7.030	2177	96.5,96.5
70	0.7226	0.7175	0.7156	0.7215	0.7045	0.6966	0.6888	0.6910	60- 70	7.126	2184	96.8,96.8
80	0.6461	0.6370	0.6434	0.6443	0.6324	0.6222	0.6144	0.6193	70- 80	7.005	2191	97.1,97.1
90	0.4999	0.4782	0.4734	0.4630	0.5947	0.5611	0.5536	0.5557	80- 90	6.458	2197	97.4,97.4
100	0.2952	0.2825	0.2844	0.2819	0.5691	0.5608	0.5597	0.5601	90-100	5.049	2202	97.6,97.6
110	0.4512	0.4419	0.4487	0.4493	0.5931	0.5929	0.5905	0.5909	100-110	4.886	2207	97.8,97.8
120	0.5549	0.5485	0.5541	0.5526	0.6796	0.6826	0.6770	0.6763	110-120	5.600	2213	98.1,98.1
130	0.9013	0.8874	0.9124	0.9180	1.022	1.028	1.011	1.003	120-130	6.654	2219	98.4,98.4
140	1.568	1.563	1.579	1.583	1.618	1.616	1.612	1.605	130-140	10.03	2229	98.8,98.8
150	1.817	1.816	1.825	1.825	1.862	1.857	1.860	1.856	140-150	10.86	2240	99.3,99.3
160	1.939	1.938	1.944	1.944	1.958	1.950	1.956	1.953	150-160	8.788	2249	99.7,99.7
170	1.963	1.964	1.963	1.961	1.972	1.960	1.970	1.969	160-170	5.572	2255	99.9,99.9
180	1.693	1.683	1.674	1.675	1.701	1.678	1.678	1.673	170-180	1.797	2256	100,100
DEG	LUMINOUS INTENSITY:×10cd									UNIT:lm		

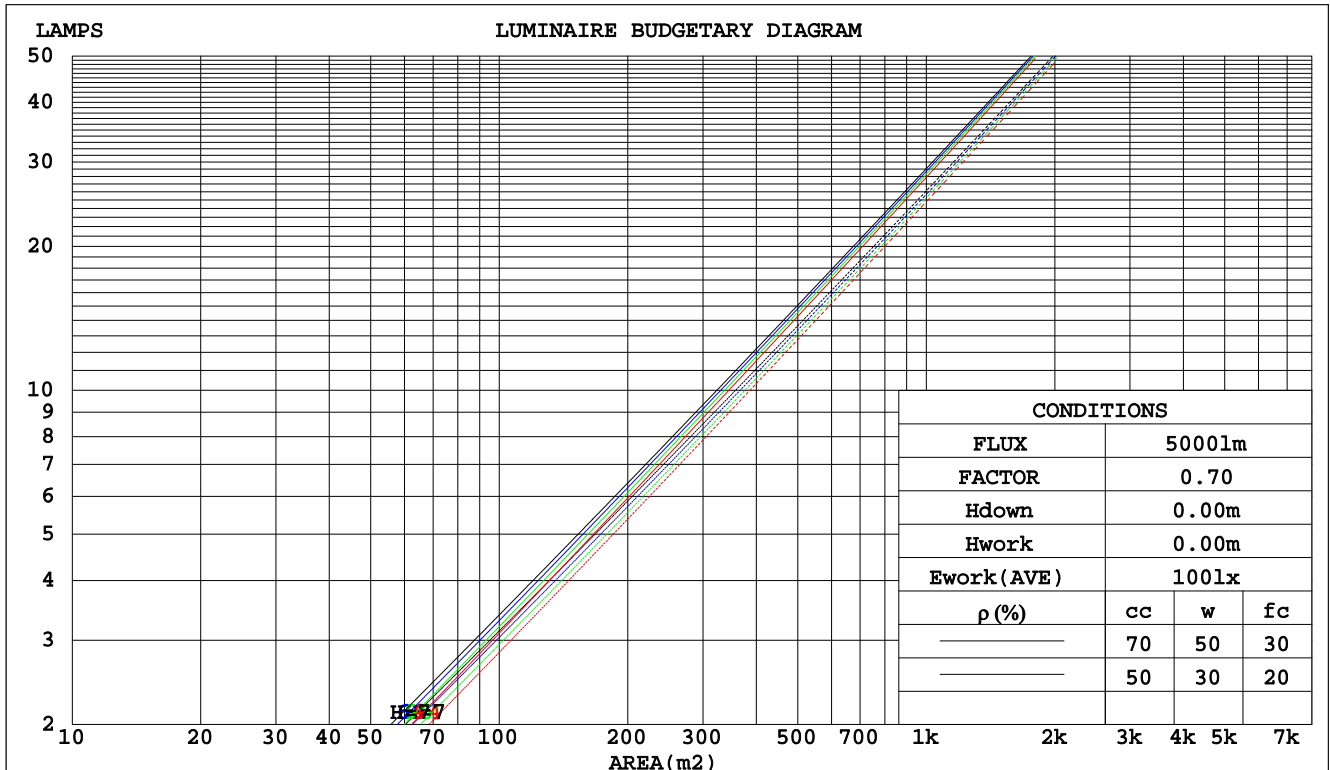
C Range: 0 - 360DEG
C Interval: 15.0DEG
Test Speed: HIGH
Temperature:25.3DEG
Operators:ZhangXiao
Test Date:2016-08-01

γ Range: 0 - 180DEG
γ Interval: 1.0DEG
Test System:EVERFINE GO-2000B_V1 SYSTEM V2.0.265
Humidity:65.0%
Test Distance:6.610m [K=1.0000]
Remarks:

CU AND LUMINAIRE BUDGETARY ESTIMATE DIAGRAM

Test:U:226.6V I:0.1270A P:27.70W PF:0.9610 Lamp Flux:2256.4x1 lm		
NAME:	TYPE:	WEIGHT:
DIM.:	SPEC.:	SERIAL No.:
MFR.: Rayconn	SUR.:	PROTECTION ANGLE:

pcc	80%			70%			50%			30%			10%			0
pw	50%	30%	10%	50%	30%	10%	50%	30%	10%	50%	30%	10%	50%	30%	10%	0
pfc	20%			20%			20%			20%			20%			0
RCR	RCR:Room Cavity Ratio						Coefficients of Utilization(CU)									
0.0	1.18	1.18	1.18	1.15	1.15	1.15	1.10	1.10	1.10	1.04	1.04	1.04	.00	.00	.00	.97
1.0	1.12	1.10	1.09	1.10	1.08	1.07	1.05	1.04	1.03	1.01	1.00	.99	.98	.97	.96	.94
2.0	1.07	1.04	1.02	1.05	1.03	1.00	1.02	.00	.98	.99	.97	.95	.96	.94	.93	.92
3.0	1.03	.99	.97	1.01	.98	.96	.99	.96	.94	.96	.94	.92	.94	.92	.90	.89
4.0	.99	.95	.92	.98	.94	.92	.96	.93	.90	.94	.91	.89	.92	.90	.88	.87
5.0	.96	.92	.89	.95	.91	.89	.93	.90	.88	.91	.89	.87	.90	.87	.86	.85
6.0	.93	.89	.86	.92	.88	.86	.91	.87	.85	.89	.86	.84	.88	.85	.84	.83
7.0	.90	.86	.84	.90	.86	.83	.88	.85	.83	.87	.84	.82	.86	.84	.82	.81
8.0	.88	.84	.82	.87	.84	.81	.86	.83	.81	.85	.82	.80	.84	.82	.80	.79
9.0	.86	.82	.80	.85	.82	.79	.84	.81	.79	.84	.81	.79	.83	.80	.78	.77
10.0	.84	.80	.78	.84	.80	.78	.83	.80	.77	.82	.79	.77	.81	.79	.77	.76



C Range: 0 - 360DEG
C Interval: 15.0DEG
Test Speed: HIGH
Temperature:25.3DEG
Operators:ZhangXiao
Test Date:2016-08-01

γ Range: 0 - 180DEG
γ Interval: 1.0DEG
Test System:EVERFINE GO-2000B_V1 SYSTEM V2.0.265
Humidity:65.0%
Test Distance:6.610m [K=1.0000]
Remarks:

WEC AND CCEC

Test:U:226.6V I:0.1270A P:27.70W PF:0.9610 Lamp Flux:2256.4x1 lm									
NAME:				TYPE:			WEIGHT:		
DIM.:				SPEC.:			SERIAL No.:		
MFR.: Rayconn				SUR.:			PROTECTION ANGLE:		

pcc	80%			70%			50%			30%			10%			0	
pw	50%	30%	10%	50%	30%	10%	50%	30%	10%	50%	30%	10%	50%	30%	10%	0	
pfc	20%			20%			20%			20%			20%			0	
RCR	RCR:Room Cavity Ratio						Wall Exitance Coefficients(WEC)										
0.0																	
1.0	.137	.078	.025	.130	.074	.023	.116	.066	.021	.103	.059	.019	.091	.053	.017		
2.0	.125	.069	.021	.119	.065	.020	.107	.060	.019	.097	.054	.017	.087	.049	.015		
3.0	.115	.061	.018	.110	.059	.018	.100	.054	.017	.091	.050	.015	.083	.046	.014		
4.0	.107	.056	.016	.103	.054	.016	.094	.050	.015	.087	.046	.014	.079	.043	.013		
5.0	.100	.051	.015	.096	.049	.014	.089	.046	.014	.082	.043	.013	.076	.041	.012		
6.0	.094	.047	.013	.091	.046	.013	.084	.043	.013	.079	.041	.012	.073	.039	.011		
7.0	.089	.044	.012	.086	.043	.012	.080	.041	.012	.075	.039	.011	.070	.037	.011		
8.0	.084	.041	.012	.081	.040	.011	.077	.038	.011	.072	.037	.011	.068	.035	.010		
9.0	.080	.039	.011	.078	.038	.011	.073	.036	.010	.069	.035	.010	.065	.033	.010		
10.0	.076	.036	.010	.074	.036	.010	.070	.034	.010	.067	.033	.009	.063	.032	.009		

pcc	80%			70%			50%			30%			10%			0	
pw	50%	30%	10%	50%	30%	10%	50%	30%	10%	50%	30%	10%	50%	30%	10%	0	
pfc	20%			20%			20%			20%			20%			0	
RCR	RCR:Room Cavity Ratio						Ceiling Cavity Exitance Coefficients(CCEC)										
0.0	.210	.210	.210	.180	.180	.180	.123	.123	.123	.071	.071	.071	.023	.023	.023		
1.0	.189	.178	.168	.161	.153	.145	.110	.105	.100	.064	.061	.058	.020	.020	.019		
2.0	.170	.153	.138	.146	.132	.120	.100	.091	.084	.058	.053	.049	.018	.017	.016		
3.0	.155	.134	.117	.133	.115	.101	.091	.080	.071	.053	.047	.042	.017	.015	.014		
4.0	.142	.118	.100	.122	.102	.087	.084	.071	.061	.049	.042	.036	.016	.014	.012		
5.0	.132	.106	.087	.113	.092	.076	.078	.064	.054	.045	.038	.032	.015	.012	.010		
6.0	.122	.096	.077	.105	.083	.067	.073	.058	.047	.042	.034	.028	.014	.011	.009		
7.0	.115	.088	.069	.099	.076	.060	.068	.053	.043	.040	.031	.025	.013	.010	.008		
8.0	.108	.081	.062	.093	.070	.054	.064	.049	.039	.037	.029	.023	.012	.010	.008		
9.0	.102	.075	.057	.088	.065	.050	.061	.046	.035	.035	.027	.021	.011	.009	.007		
10.0	.097	.070	.053	.083	.061	.046	.058	.043	.033	.034	.025	.019	.011	.008	.006		

C Range: 0 - 360DEG
C Interval: 15.0DEG
Test Speed: HIGH
Temperature:25.3DEG
Operators:ZhangXiao
Test Date:2016-08-01

γ Range: 0 - 180DEG
γ Interval: 1.0DEG
Test System:EVERFINE GO-2000B_V1 SYSTEM V2.0.265
Humidity:65.0%
Test Distance:6.610m [K=1.0000]
Remarks:

Uncorrected UGR Table

Test:U:226.6V I:0.1270A P:27.70W PF:0.9610 Lamp Flux:2256.4x1 lm											
NAME:					TYPE:			WEIGHT:			
DIM.:					SPEC.:			SERIAL No.:			
MFR.: Rayconn					SUR.:			PROTECTION ANGLE:			
ceiling/cavity	0.7	0.7	0.5	0.5	0.3	0.7	0.7	0.5	0.5	0.3	
walls	0.5	0.3	0.5	0.3	0.3	0.5	0.3	0.5	0.3	0.3	
working plane	0.2	0.2	0.2	0.2	0.2	0.2	0.2	0.2	0.2	0.2	
Room dimensions		Viewed crosswise					Viewed endwise				
x = 2H y = 2H	5.1	5.7	5.4	5.9	6.1	5.1	5.7	5.3	5.9	6.1	
	3H	6.3	6.9	6.6	7.1	7.3	6.2	6.8	6.5	7.0	7.2
	4H	7.2	7.7	7.5	8.0	8.2	7.1	7.6	7.4	7.9	8.1
	6H	8.4	9.0	8.8	9.2	9.5	8.3	8.8	8.7	9.1	9.4
	8H	9.2	9.7	9.6	10.0	10.3	9.1	9.6	9.4	9.9	10.2
	12H	10.2	10.7	10.5	11.0	11.3	10.0	10.5	10.4	10.8	11.1
4H	2H	5.3	5.9	5.6	6.1	6.4	5.3	5.9	5.6	6.1	6.4
	3H	6.9	7.4	7.3	7.7	8.0	6.8	7.3	7.2	7.6	7.9
	4H	8.1	8.5	8.5	8.9	9.2	8.0	8.4	8.4	8.8	9.1
	6H	9.6	10.0	10.0	10.4	10.8	9.5	9.9	9.9	10.3	10.7
	8H	10.6	10.9	11.0	11.3	11.7	10.5	10.8	10.9	11.2	11.6
	12H	11.7	12.0	12.1	12.4	12.9	11.5	11.9	12.0	12.3	12.7
8H	4H	8.6	9.0	9.0	9.3	9.8	8.5	8.9	8.9	9.3	9.7
	6H	10.4	10.7	10.9	11.2	11.6	10.4	10.7	10.8	11.1	11.6
	8H	11.6	11.9	12.1	12.3	12.8	11.5	11.8	12.0	12.2	12.7
	12H	12.9	13.2	13.4	13.7	14.2	12.8	13.0	13.3	13.5	14.1
12H	4H	8.7	9.1	9.2	9.5	9.9	8.6	9.0	9.1	9.4	9.8
	6H	10.7	11.0	11.2	11.4	11.9	10.6	10.9	11.1	11.3	11.8
	8H	11.9	12.2	12.5	12.7	13.2	11.9	12.1	12.4	12.6	13.1
Variations with the observer position at spacings:											
S = 1.0H	+ 0.3 / - 0.3					+ 0.3 / - 0.3					
1.5H	+ 0.4 / - 0.2					+ 0.4 / - 0.2					
2.0H	+ 0.2 / - 0.2					+ 0.2 / - 0.2					

CIE Pub.117 Corrected 2256 lm Total Lamp Luminous Flux.(8log(F/F0) = 2.8)

C Range: 0 - 360DEG
C Interval: 15.0DEG
Test Speed: HIGH
Temperature:25.3DEG
Operators:ZhangXiao
Test Date:2016-08-01

γ Range: 0 - 180DEG
γ Interval: 1.0DEG
Test System:EVERFINE GO-2000B_V1 SYSTEM V2.0.265
Humidity:65.0%
Test Distance:6.610m [K=1.0000]
Remarks:

UTILIZATION FACTORS TABLE

Test:U:226.6V I:0.1270A P:27.70W PF:0.9610 Lamp Flux:2256.4x1 lm		
NAME:	TYPE:	WEIGHT:
DIM.:	SPEC.:	SERIAL No.:
MFR.: Rayconn	SUR.:	PROTECTION ANGLE:

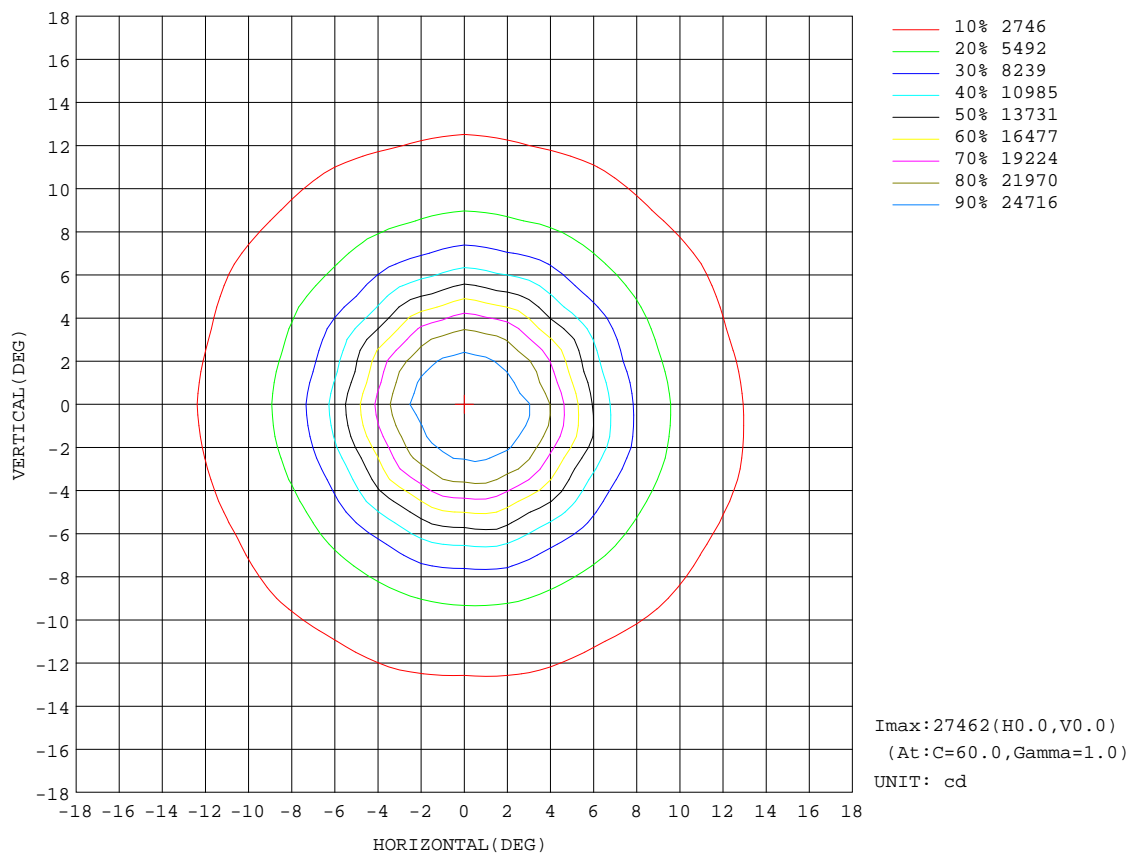
REFLECTANCE										
Ceiling	0.8	0.8	0.8	0.7	0.7	0.7	0.5	0.5	0.5	0
Walls	0.7	0.5	0.3	0.7	0.5	0.3	0.7	0.5	0.3	0
Working plane	0.2	0.2	0.2	0.2	0.2	0.2	0.2	0.2	0.2	0
ROOM INDEX	UTILIZATION FACTORS(PERCENT) $k(RI) \times RCR = 5$									
$k = 0.60$	89	83	79	88	83	79	87	82	79	76
0.80	96	90	87	95	90	87	94	89	86	83
1.00	100	94	91	99	94	91	97	93	90	86
1.25	103	98	95	102	98	95	100	96	94	89
1.50	106	101	98	104	100	98	102	99	96	91
2.00	108	104	101	107	103	100	104	101	98	93
2.50	110	106	103	108	105	102	105	102	100	94
3.00	111	108	105	109	106	104	106	103	101	94
4.00	113	111	108	111	109	107	107	105	104	96
5.00	115	112	111	112	110	109	108	106	105	97
ROOM INDEX	UF(total)									Direct
According to DIN EN 13032-2 2004			Suspended					SHRNOM = 1.25		

C Range: 0 - 360DEG
C Interval: 15.0DEG
Test Speed: HIGH
Temperature:25.3DEG
Operators:ZhangXiao
Test Date:2016-08-01

γ Range: 0 - 180DEG
 γ Interval: 1.0DEG
 γ Test System:EVERFINE GO-2000B_V1 SYSTEM V2.0.265
Humidity:65.0%
Test Distance:6.610m [K=1.0000]
Remarks:

ISOCANDELA DIAGRAM

Test:U:226.6V I:0.1270A P:27.70W PF:0.9610 Lamp Flux:2256.4x1 lm		
NAME:	TYPE:	WEIGHT:
DIM.:	SPEC.:	SERIAL No.:
MFR.: Rayconn	SUR.:	PROTECTION ANGLE:



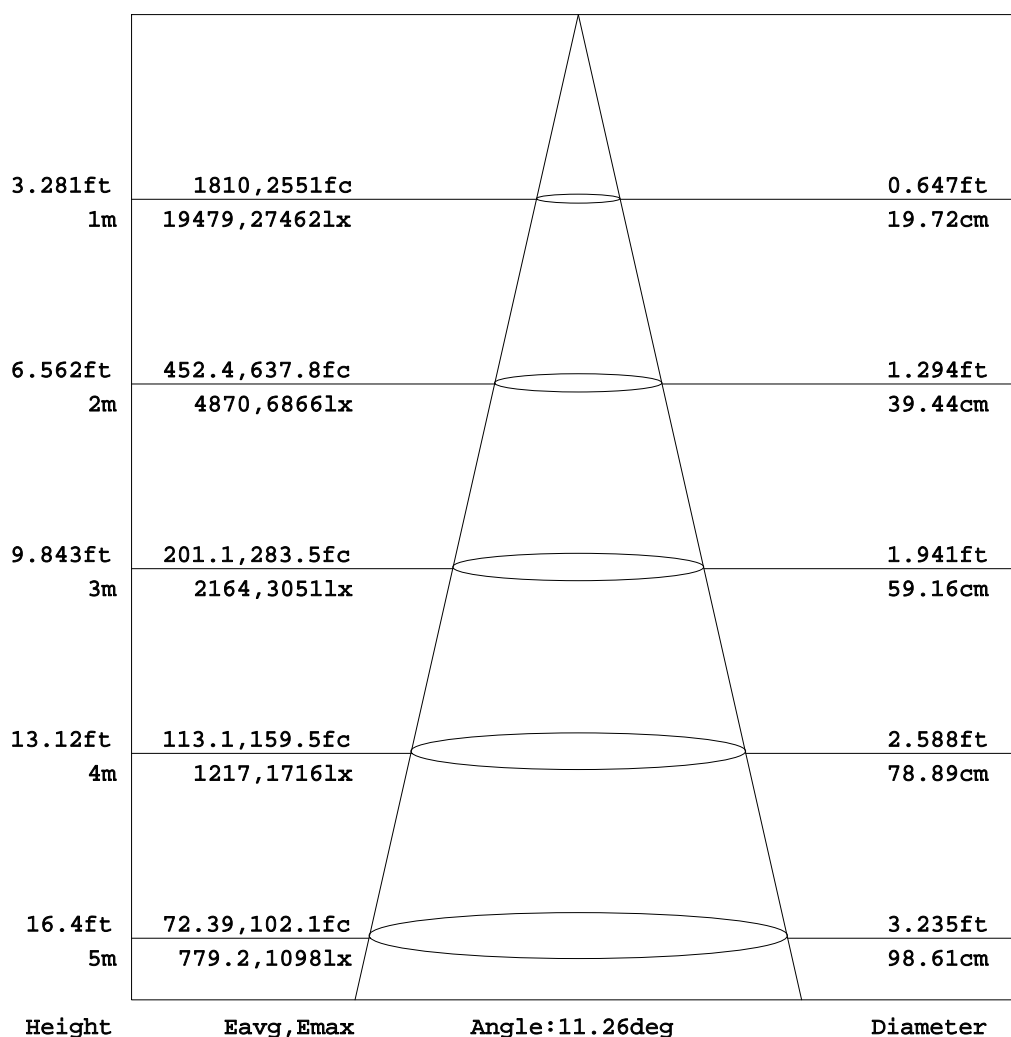
C Range: 0 - 360DEG
C Interval: 15.0DEG
Test Speed: HIGH
Temperature: 25.3DEG
Operators: ZhangXiao
Test Date: 2016-08-01

γ Range: 0 - 180DEG
γ Interval: 1.0DEG
Test System: EVERFINE GO-2000B_V1 SYSTEM V2.0.265
Humidity: 65.0%
Test Distance: 6.610m [K=1.0000]
Remarks:

AAI Figure

Test:U:226.6V I:0.1270A P:27.70W PF:0.9610 Lamp Flux:2256.4x1 lm		
NAME:	TYPE:	WEIGHT:
DIM.:	SPEC.:	SERIAL No.:
MFR.: Rayconn	SUR.:	PROTECTION ANGLE:

Flux out:676.0 lm



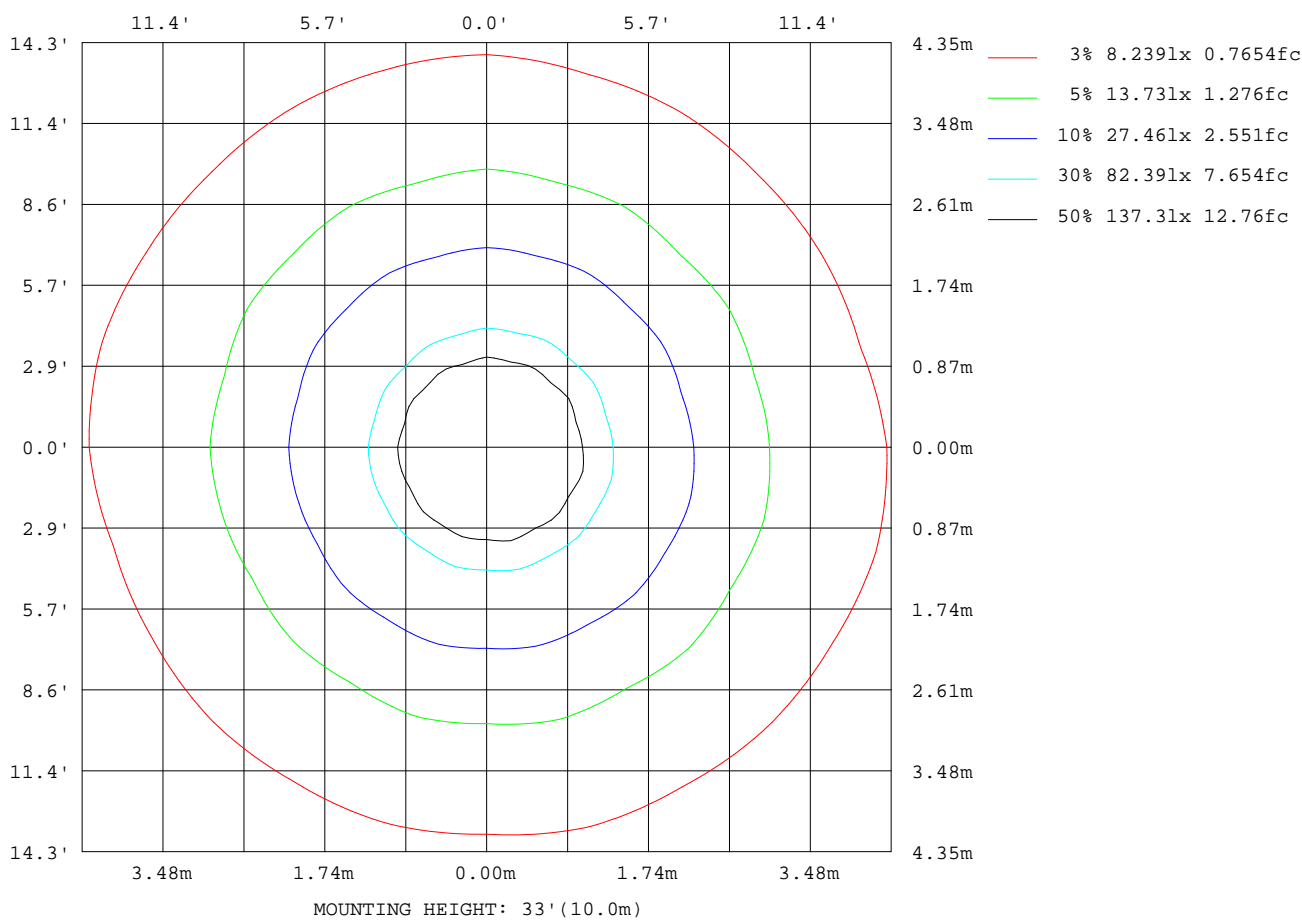
Note:The Curves indicate the illuminated area and the average illumination when the luminaire is at different distance.

C Range: 0 - 360DEG
C Interval: 15.0DEG
Test Speed: HIGH
Temperature:25.3DEG
Operators:ZhangXiao
Test Date:2016-08-01

γ Range: 0 - 180DEG
γ Interval: 1.0DEG
Test System:EVERFINE GO-2000B_V1 SYSTEM V2.0.265
Humidity:65.0%
Test Distance:6.610m [K=1.0000]
Remarks:

ISOLUX DIAGRAM

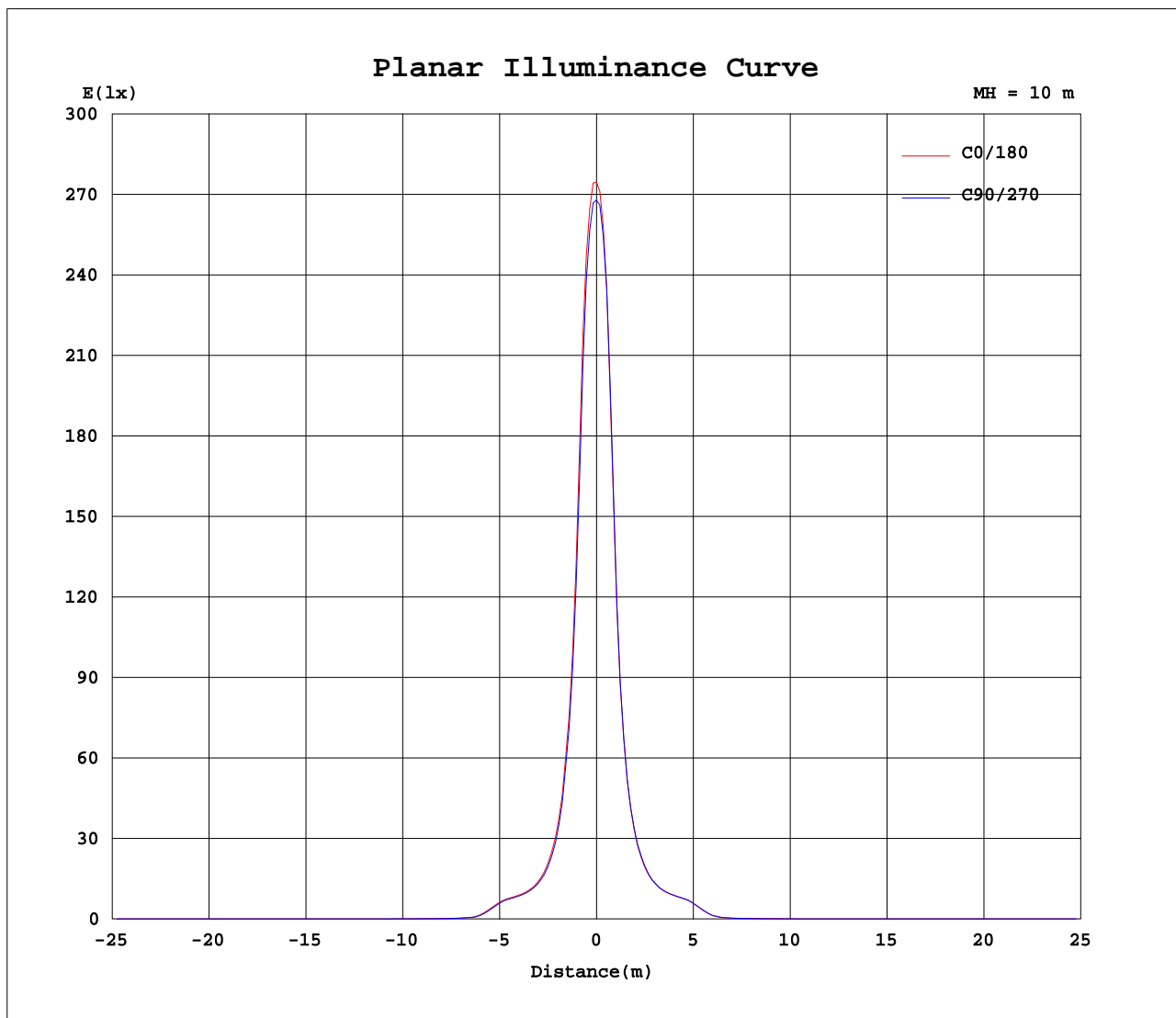
Test:U:226.6V I:0.1270A P:27.70W PF:0.9610 Lamp Flux:2256.4x1 lm		
NAME:	TYPE:	WEIGHT:
DIM.:	SPEC.:	SERIAL No.:
MFR.: Rayconn	SUR.:	PROTECTION ANGLE:



C Range: 0 - 360DEG
C Interval: 15.0DEG
Test Speed: HIGH
Temperature: 25.3DEG
Operators: ZhangXiao
Test Date: 2016-08-01

γ Range: 0 - 180DEG
γ Interval: 1.0DEG
Test System: EVERFINE GO-2000B_V1 SYSTEM V2.0.265
Humidity: 65.0%
Test Distance: 6.610m [K=1.0000]
Remarks:

Planar Illuminance Curve



C Range: 0 - 360DEG
C Interval: 15.0DEG
Test Speed: HIGH
Temperature: 25.3DEG
Operators: ZhangXiao
Test Date: 2016-08-01

γ Range: 0 - 180DEG
 γ Interval: 1.0DEG
Test System: EVERFINE GO-2000B_V1 SYSTEM V2.0.265
Humidity: 65.0%
Test Distance: 6.610m [K=1.0000]
Remarks:

LUMINOUS DISTRIBUTION INTENSITY DATA

Test:U:226.6V I:0.1270A P:27.70W PF:0.9610 Lamp Flux:2256.4x1 lm																			
NAME:										TYPE:					WEIGHT:				
DIM.:										SPEC.:					SERIAL No.:				
MFR.: Rayconn										SUR.:					PROTECTION ANGLE:				

Table--1

UNIT: ×10cd

C(DEG) γ (DEG)	0	15	30	45	60	75	90	105	120	135	150	165	180	195	210	225	240	255	270
0	2693	2693	2693	2693	2693	2693	2693	2693	2693	2693	2693	2693	2693	2693	2693	2693	2693	2693	2693
5	1731	1777	1728	1764	1706	1732	1660	1675	1592	1630	1526	1583	1546	1442	1545	1452	1566	1488	1612
10	475	494	479	492	472	482	457	461	436	440	418	426	422	405	424	408	428	413	438
15	194	199	195	198	191	193	188	190	184	185	178	182	182	176	185	181	188	182	189
20	119	121	120	120	119	120	118	119	116	117	117	118	118	118	119	116	117	117	120
25	98.1	99.6	98.7	98.2	97.5	98.1	96.4	96.5	96.5	97.0	96.0	96.8	95.8	93.7	92.1	92.0	96.3	96.6	97.2
30	37.5	40.0	37.3	39.4	36.4	38.7	33.8	33.9	31.1	32.8	29.6	32.3	31.5	27.8	30.4	27.6	30.7	29.9	32.9
35	7.11	7.03	7.00	7.09	7.29	7.21	7.01	6.87	6.80	6.69	6.65	6.60	6.65	6.80	6.92	6.69	6.31	6.56	6.66
40	3.48	3.45	3.36	3.49	3.63	3.65	3.49	3.51	3.50	3.54	3.42	3.50	3.59	3.62	3.61	3.43	3.39	3.46	3.60
45	1.97	2.08	2.09	2.22	2.25	2.23	2.04	2.06	2.01	2.04	1.92	1.95	1.92	1.90	2.00	1.91	1.94	1.86	1.94
50	0.95	0.96	0.98	0.99	0.97	0.98	0.98	1.01	1.01	1.00	0.97	0.98	0.95	0.94	0.96	0.95	0.92	0.89	0.91
55	0.78	0.77	0.78	0.77	0.78	0.78	0.79	0.79	0.80	0.79	0.78	0.80	0.76	0.75	0.75	0.75	0.74	0.72	0.73
60	0.74	0.73	0.74	0.73	0.74	0.73	0.74	0.74	0.74	0.74	0.74	0.75	0.71	0.71	0.71	0.70	0.69	0.69	0.70
65	0.74	0.73	0.74	0.73	0.73	0.73	0.73	0.73	0.74	0.74	0.74	0.75	0.72	0.72	0.71	0.70	0.70	0.70	0.70
70	0.72	0.72	0.73	0.72	0.72	0.72	0.72	0.72	0.72	0.72	0.73	0.73	0.70	0.70	0.70	0.70	0.69	0.69	0.69
75	0.67	0.66	0.67	0.66	0.66	0.66	0.66	0.66	0.67	0.67	0.67	0.67	0.65	0.65	0.65	0.65	0.64	0.64	0.64
80	0.65	0.64	0.64	0.64	0.64	0.64	0.64	0.64	0.65	0.64	0.65	0.65	0.63	0.62	0.62	0.62	0.62	0.62	0.61
85	0.61	0.59	0.59	0.59	0.60	0.59	0.60	0.59	0.59	0.59	0.59	0.70	0.64	0.59	0.59	0.59	0.59	0.59	0.59
90	0.50	0.48	0.48	0.48	0.47	0.47	0.47	0.48	0.47	0.46	0.47	0.53	0.59	0.56	0.56	0.56	0.55	0.56	0.55
95	0.38	0.36	0.35	0.35	0.35	0.35	0.35	0.35	0.35	0.34	0.35	0.37	0.58	0.56	0.56	0.56	0.56	0.56	0.56
100	0.30	0.28	0.29	0.28	0.28	0.28	0.28	0.29	0.28	0.28	0.29	0.30	0.57	0.56	0.56	0.56	0.56	0.56	0.56
105	0.35	0.34	0.34	0.34	0.34	0.34	0.35	0.35	0.35	0.35	0.36	0.35	0.57	0.57	0.57	0.57	0.57	0.57	0.57
110	0.45	0.44	0.45	0.44	0.45	0.44	0.45	0.45	0.45	0.45	0.46	0.45	0.59	0.59	0.59	0.59	0.59	0.59	0.59
115	0.50	0.50	0.50	0.50	0.50	0.50	0.50	0.50	0.50	0.50	0.51	0.50	0.63	0.63	0.63	0.63	0.62	0.62	0.62
120	0.55	0.55	0.55	0.55	0.55	0.55	0.55	0.55	0.55	0.55	0.56	0.56	0.68	0.68	0.68	0.68	0.68	0.68	0.68
125	0.66	0.65	0.66	0.65	0.66	0.65	0.66	0.65	0.66	0.66	0.67	0.67	0.79	0.79	0.79	0.80	0.79	0.79	0.79
130	0.90	0.89	0.90	0.89	0.90	0.90	0.91	0.91	0.92	0.92	0.94	0.93	1.02	1.03	1.02	1.03	1.02	1.02	1.01
135	1.28	1.27	1.28	1.27	1.29	1.28	1.30	1.29	1.31	1.31	1.32	1.32	1.36	1.37	1.36	1.37	1.36	1.36	1.35
140	1.57	1.56	1.57	1.56	1.57	1.57	1.58	1.58	1.59	1.58	1.59	1.59	1.62	1.62	1.62	1.62	1.62	1.62	1.61
145	1.72	1.72	1.72	1.72	1.72	1.72	1.73	1.73	1.73	1.73	1.73	1.73	1.77	1.76	1.77	1.76	1.77	1.77	1.76
150	1.82	1.81	1.82	1.82	1.82	1.82	1.82	1.82	1.83	1.82	1.83	1.83	1.86	1.86	1.86	1.86	1.86	1.86	1.86
155	1.89	1.89	1.89	1.89	1.89	1.89	1.90	1.89	1.90	1.90	1.90	1.90	1.92	1.92	1.92	1.92	1.92	1.92	1.92
160	1.94	1.94	1.94	1.94	1.94	1.94	1.94	1.94	1.94	1.94	1.94	1.95	1.96	1.95	1.96	1.95	1.96	1.95	1.96
165	1.97	1.97	1.97	1.97	1.97	1.97	1.97	1.97	1.97	1.97	1.97	1.97	1.98	1.97	1.98	1.97	1.98	1.97	1.98
170	1.96	1.97	1.96	1.96	1.96	1.96	1.96	1.96	1.96	1.96	1.96	1.96	1.97	1.96	1.97	1.96	1.97	1.96	1.97
175	1.84	1.84	1.84	1.84	1.83	1.83	1.82	1.82	1.81	1.81	1.80	1.81	1.85	1.83	1.85	1.83	1.84	1.84	1.85
180	1.69	1.69	1.69	1.68	1.68	1.68	1.67	1.67	1.67	1.67	1.67	1.68	1.70	1.69	1.69	1.68	1.68	1.67	1.68

C Range: 0 - 360DEG
C Interval: 15.0DEG
Test Speed: HIGH
Temperature:25.3DEG
Operators:ZhangXiao
Test Date:2016-08-01

γ Range: 0 - 180DEG
γ Interval: 1.0DEG
Test System:EVERFINE GO-2000B_V1 SYSTEM V2.0.265
Humidity:65.0%
Test Distance:6.610m [K=1.0000]
Remarks:

LUMINOUS DISTRIBUTION INTENSITY DATA

Test:U:226.6V I:0.1270A P:27.70W PF:0.9610 Lamp Flux:2256.4x1 lm		
NAME:	TYPE:	WEIGHT:
DIM.:	SPEC.:	SERIAL No.:
MFR.: Rayconn	SUR.:	PROTECTION ANGLE:

Table--2

UNIT: x10cd

C(DEC) γ (DEC)	285	300	315	330	345														
0	2693	2693	2693	2693	2693														
5	1559	1672	1633	1726	1692														
10	427	456	446	475	461														
15	184	191	185	194	192														
20	117	118	117	119	119														
25	96.9	97.4	96.5	96.2	97.3														
30	31.8	35.0	33.8	36.8	36.8														
35	6.95	6.94	7.03	7.03	7.09														
40	3.58	3.62	3.52	3.53	3.45														
45	1.89	1.96	1.88	1.94	1.89														
50	0.91	0.93	0.91	0.93	0.92														
55	0.73	0.74	0.73	0.73	0.74														
60	0.70	0.71	0.70	0.69	0.70														
65	0.71	0.70	0.70	0.70	0.70														
70	0.69	0.69	0.69	0.69	0.70														
75	0.64	0.63	0.64	0.64	0.65														
80	0.62	0.61	0.62	0.62	0.63														
85	0.59	0.59	0.60	0.60	0.64														
90	0.56	0.55	0.56	0.56	0.61														
95	0.56	0.56	0.56	0.56	0.57														
100	0.56	0.56	0.56	0.56	0.57														
105	0.57	0.57	0.57	0.57	0.57														
110	0.59	0.59	0.59	0.59	0.59														
115	0.63	0.62	0.62	0.62	0.62														
120	0.68	0.68	0.68	0.67	0.67														
125	0.79	0.78	0.78	0.77	0.78														
130	1.01	1.00	1.00	0.99	0.99														
135	1.35	1.34	1.34	1.32	1.33														
140	1.61	1.60	1.61	1.60	1.60														
145	1.76	1.76	1.76	1.75	1.76														
150	1.86	1.85	1.86	1.85	1.86														
155	1.92	1.92	1.92	1.91	1.92														
160	1.95	1.95	1.95	1.95	1.95														
165	1.97	1.97	1.97	1.97	1.98														
170	1.97	1.97	1.97	1.97	1.97														
175	1.84	1.85	1.85	1.86	1.86														
180	1.67	1.67	1.67	1.68	1.68														

C Range: 0 - 360DEG
C Interval: 15.0DEG
Test Speed: HIGH
Temperature:25.3DEG
Operators:ZhangXiao
Test Date:2016-08-01

γ Range: 0 - 180DEG
γ Interval: 1.0DEG
γ Test System:EVERFINE GO-2000B_V1 SYSTEM V2.0.265
Humidity:65.0%
Test Distance:6.610m [K=1.0000]
Remarks: