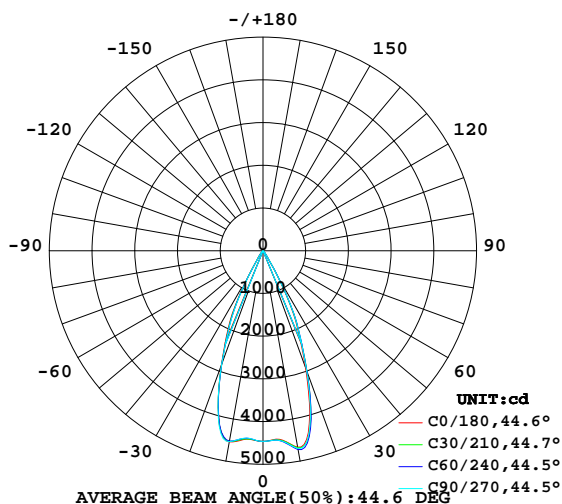


LUMINAIRE PHOTOMETRIC TEST REPORT

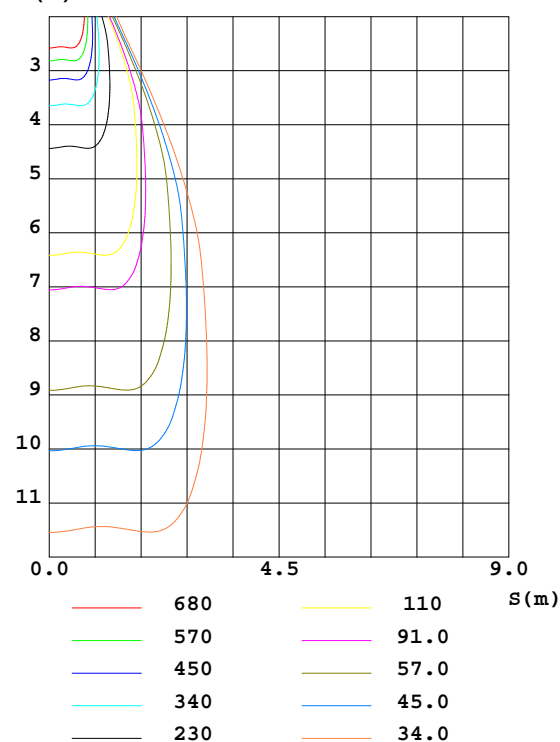
Test:U:226.6V I:0.1260A P:27.60W PF:0.9610 Lamp Flux:2645.84x1 lm		
NAME:	TYPE:	WEIGHT:
DIM.:	SPEC.:	SERIAL No.:
MFR.: Rayconn	SUR.:	PROTECTION ANGLE:

DATA OF LAMP		PHOTOMETRIC DATA Eff: 95.86 lm/W			
MODEL	TL14-30W-840-W-45	Imax(cd)	4742	S/MH(C0/180)	0.70
NOMINAL POWER(W)	28	LOR(%)	100.0	S/MH(C90/270)	0.71
RATED VOLTAGE(V)	226	TOTAL FLUX(lm)	2645.8	η UP,DN(C0-180)	1.3,49.8
NOMINAL FLUX(lm)	2645.84	CIE CLASS	DIRECT	η UP,DN(C180-360)	1.4,47.5
LAMPS INSIDE	1	η up(%)	2.7	CIBSE SHR NOM	0.50
TEST VOLTAGE(V)	226.5	η down(%)	97.3	CIBSE SHR MAX	0.70

LUMINOUS INTENSITY DISTRIBUTION DIAGRAM



C0 PLANE ISOLUX DIAGRAM (UNIT:lx)



C Range: 0 - 360DEG
C Interval: 15.0DEG
Test Speed: HIGH
Temperature:25.3DEG
Operators:ZhangXiao
Test Date:2016-08-16

γ Range: 0 - 180DEG
 γ Interval: 1.0DEG
Test System:EVERFINE GO-2000B_V1 SYSTEM V2.0.265
Humidity:65.0%
Test Distance:6.590m [K=1.0000]
Remarks:

ZONAL FLUX DIAGRAM

ZONAL FLUX DIAGRAM:

γ	C0	C45	C90	C135	C180	C225	C270	C315	γ	Φ zone	Φ total	%lum, lamp
10	4668	4696	4698	4569	4545	4516	4538	4618	0- 10	429.6	429.6	16.2,16.2
20	2914	3092	2991	2947	2853	2779	2825	2795	10- 20	1106	1536	58,58
30	662.8	736.3	686.5	747.5	704.1	640.6	629.3	612.7	20- 30	795.5	2331	88.1,88.1
40	81.59	87.97	88.70	100.5	93.34	81.19	80.35	77.89	30- 40	145.7	2477	93.6,93.6
50	32.77	33.42	33.05	34.62	32.94	31.77	32.35	32.10	40- 50	40.20	2517	95.1,95.1
60	19.90	20.02	19.72	20.27	19.40	19.10	19.70	19.46	50- 60	22.65	2540	96,96
70	13.62	13.69	13.60	13.88	13.35	13.20	13.49	13.41	60- 70	16.25	2556	96.6,96.6
80	8.808	8.918	8.876	9.026	9.215	8.974	9.080	9.081	70- 80	11.84	2568	97,97
90	5.204	5.158	5.111	5.249	6.568	6.105	6.134	6.171	80- 90	7.917	2576	97.3,97.3
100	4.895	4.863	4.880	4.836	6.435	6.362	6.385	6.409	90-100	6.221	2582	97.6,97.6
110	5.478	5.416	5.432	5.395	7.090	7.161	7.131	7.178	100-110	6.182	2588	97.8,97.8
120	8.144	7.982	8.037	7.977	9.256	9.433	9.386	9.385	110-120	7.265	2595	98.1,98.1
130	12.24	12.06	12.12	12.11	12.91	13.11	13.05	13.02	120-130	9.452	2605	98.4,98.4
140	16.52	16.36	16.37	16.41	17.01	17.15	17.14	17.12	130-140	11.31	2616	98.9,98.9
150	20.30	20.24	20.25	20.25	20.60	20.70	20.72	20.72	140-150	11.71	2628	99.3,99.3
160	21.74	21.80	21.78	21.79	22.04	21.99	22.02	22.01	150-160	9.899	2638	99.7,99.7
170	21.28	21.36	21.29	21.23	21.51	21.40	21.38	21.41	160-170	6.141	2644	99.9,99.9
180	21.91	21.96	21.88	21.87	21.98	21.91	21.90	21.85	170-180	2.047	2646	100,100
DEG	LUMINOUS INTENSITY:cd									UNIT:lm		

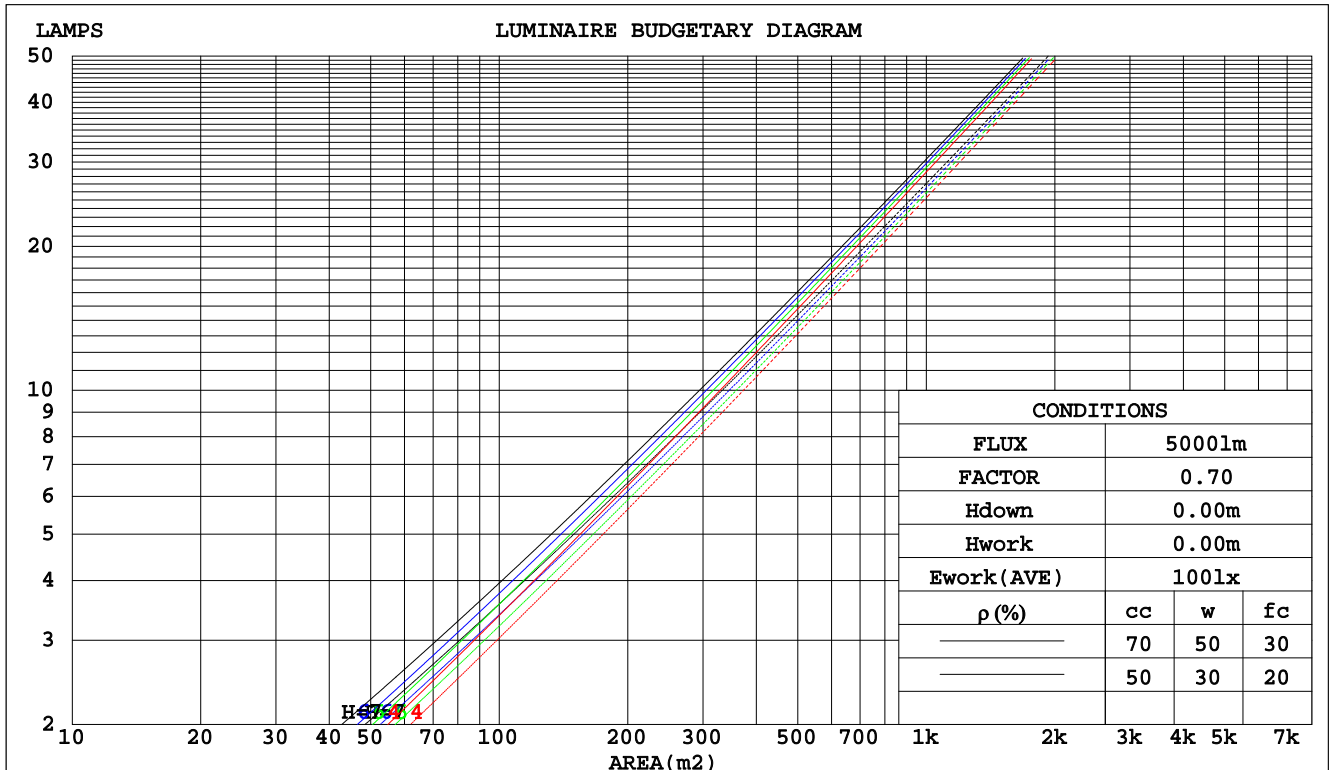
C Range: 0 - 360DEG
C Interval: 15.0DEG
Test Speed: HIGH
Temperature:25.3DEG
Operators:ZhangXiao
Test Date:2016-08-16

γ Range: 0 - 180DEG
γ Interval: 1.0DEG
Test System:EVERFINE GO-2000B_V1 SYSTEM V2.0.265
Humidity:65.0%
Test Distance:6.590m [K=1.0000]
Remarks:

CU AND LUMINAIRE BUDGETARY ESTIMATE DIAGRAM

Test:U:226.6V I:0.1260A P:27.60W PF:0.9610 Lamp Flux:2645.84x1 lm		
NAME:	TYPE:	WEIGHT:
DIM.:	SPEC.:	SERIAL No.:
MFR.: Rayconn	SUR.:	PROTECTION ANGLE:

pcc	80%			70%			50%			30%			10%			0
pw	50%	30%	10%	50%	30%	10%	50%	30%	10%	50%	30%	10%	50%	30%	10%	0
pfc	20%			20%			20%			20%			20%			0
RCR	RCR:Room Cavity Ratio															



C Range: 0 - 360DEG
C Interval: 15.0DEG
Test Speed: HIGH
Temperature: 25.3DEG
Operators: ZhangXiao
Test Date: 2016-08-16

γ Range: 0 - 180DEG
γ Interval: 1.0DEG
Test System: EVERFINE GO-2000B_V1 SYSTEM V2.0.265
Humidity: 65.0%
Test Distance: 6.590m [K=1.0000]
Remarks:

WEC AND CCEC

Test:U:226.6V I:0.1260A P:27.60W PF:0.9610 Lamp Flux:2645.84x1 lm		
NAME:	TYPE:	WEIGHT:
DIM.:	SPEC.:	SERIAL No.:
MFR.: Rayconn	SUR.:	PROTECTION ANGLE:

pcc	80%			70%			50%			30%			10%			0
pw	50%	30%	10%	50%	30%	10%	50%	30%	10%	50%	30%	10%	50%	30%	10%	0
pfc	20%			20%			20%			20%			20%			0
RCR	RCR:Room Cavity Ratio			Wall Exitance Coefficients(WEC)												
0.0																
1.0	.166	.094	.030	.158	.090	.029	.144	.083	.026	.131	.076	.024	.119	.069	.022	
2.0	.154	.085	.026	.148	.082	.025	.136	.076	.024	.125	.070	.022	.115	.065	.021	
3.0	.145	.077	.023	.139	.075	.022	.129	.070	.021	.120	.066	.020	.111	.062	.019	
4.0	.136	.071	.021	.132	.069	.020	.123	.065	.019	.115	.062	.019	.107	.058	.018	
5.0	.129	.066	.019	.125	.064	.019	.117	.061	.018	.110	.058	.017	.104	.055	.017	
6.0	.123	.061	.018	.119	.060	.017	.112	.058	.017	.106	.055	.016	.100	.053	.016	
7.0	.117	.058	.016	.114	.057	.016	.108	.054	.016	.102	.052	.015	.097	.050	.015	
8.0	.112	.055	.015	.109	.054	.015	.103	.052	.015	.098	.050	.014	.094	.048	.014	
9.0	.107	.052	.014	.104	.051	.014	.099	.049	.014	.095	.048	.014	.091	.046	.013	
10.0	.103	.049	.014	.100	.048	.014	.096	.047	.013	.092	.046	.013	.088	.044	.013	

pcc	80%			70%			50%			30%			10%			0
ρw	50%	30%	10%	50%	30%	10%	50%	30%	10%	50%	30%	10%	50%	30%	10%	0
ρfc	20%			20%			20%			20%			20%			0
RCR	RCR:Room Cavity Ratio			Ceiling Cavity Exitance Coefficients(CCEC)												
0.0	.211	.211	.211	.180	.180	.180	.123	.123	.123	.071	.071	.071	.023	.023	.023	
1.0	.191	.178	.166	.163	.153	.143	.112	.105	.099	.064	.061	.058	.021	.020	.019	
2.0	.174	.153	.135	.149	.132	.117	.102	.091	.081	.059	.053	.048	.019	.017	.016	
3.0	.161	.134	.113	.138	.116	.098	.095	.080	.069	.055	.047	.040	.018	.015	.013	
4.0	.150	.119	.096	.129	.103	.083	.088	.072	.059	.051	.042	.035	.016	.014	.011	
5.0	.140	.107	.083	.121	.093	.072	.083	.065	.051	.048	.038	.030	.015	.012	.010	
6.0	.132	.098	.073	.114	.085	.064	.078	.059	.045	.046	.035	.027	.015	.011	.009	
7.0	.125	.090	.065	.108	.078	.057	.074	.055	.040	.043	.032	.024	.014	.011	.008	
8.0	.119	.084	.059	.103	.073	.052	.071	.051	.037	.041	.030	.022	.013	.010	.007	
9.0	.114	.078	.054	.098	.068	.047	.068	.048	.034	.040	.028	.020	.013	.009	.007	
10.0	.109	.074	.050	.094	.064	.044	.065	.045	.031	.038	.027	.019	.012	.009	.006	

C Range: 0 - 360DEG
C Interval: 15.0DEG
Test Speed: HIGH
Temperature:25.3DEG
Operators:ZhangXiao
Test Date:2016-08-16

γ Range: 0 - 180DEG
γ Interval: 1.0DEG
Test System:EVERFINE GO-2000B_V1 SYSTEM V2.0.265
Humidity:65.0%
Test Distance:6.590m [K=1.0000]
Remarks:

Uncorrected UGR Table

Test:U:226.6V I:0.1260A P:27.60W PF:0.9610 Lamp Flux:2645.84x1 lm											
NAME:					TYPE:			WEIGHT:			
DIM.:					SPEC.:			SERIAL No.:			
MFR.: Rayconn					SUR.:			PROTECTION ANGLE:			
ceiling/cavity	0.7	0.7	0.5	0.5	0.3	0.7	0.7	0.5	0.5	0.3	
walls	0.5	0.3	0.5	0.3	0.3	0.5	0.3	0.5	0.3	0.3	
working plane	0.2	0.2	0.2	0.2	0.2	0.2	0.2	0.2	0.2	0.2	
Room dimensions		Viewed crosswise					Viewed endwise				
x = 2H y = 2H	2H	11.3	12.1	11.5	12.3	12.5	11.4	12.2	11.7	12.4	12.6
	3H	11.9	12.7	12.2	12.9	13.1	12.0	12.8	12.3	13.0	13.2
	4H	12.3	13.0	12.7	13.3	13.6	12.4	13.1	12.7	13.4	13.6
	6H	12.9	13.5	13.2	13.8	14.1	12.9	13.6	13.2	13.9	14.1
	8H	13.1	13.8	13.5	14.1	14.4	13.2	13.8	13.5	14.1	14.4
	12H	13.5	14.1	13.9	14.4	14.7	13.5	14.1	13.9	14.5	14.8
4H	2H	11.4	12.1	11.7	12.4	12.6	11.5	12.2	11.8	12.5	12.8
	3H	12.3	12.9	12.6	13.2	13.5	12.4	13.0	12.7	13.3	13.6
	4H	12.9	13.4	13.3	13.8	14.1	12.9	13.5	13.3	13.8	14.2
	6H	13.6	14.1	14.0	14.5	14.9	13.6	14.1	14.1	14.5	14.9
	8H	14.0	14.5	14.4	14.9	15.3	14.0	14.5	14.5	14.9	15.3
	12H	14.5	14.9	14.9	15.3	15.8	14.5	14.9	15.0	15.4	15.8
8H	4H	13.1	13.6	13.5	13.9	14.4	13.2	13.6	13.6	14.0	14.4
	6H	14.0	14.4	14.5	14.8	15.3	14.1	14.4	14.5	14.9	15.4
	8H	14.6	14.9	15.1	15.4	15.9	14.6	15.0	15.1	15.4	15.9
	12H	15.3	15.6	15.8	16.1	16.6	15.3	15.6	15.8	16.1	16.6
12H	4H	13.1	13.5	13.6	14.0	14.4	13.2	13.6	13.6	14.0	14.5
	6H	14.1	14.5	14.6	14.9	15.4	14.2	14.5	14.7	15.0	15.5
	8H	14.8	15.1	15.3	15.6	16.1	14.8	15.1	15.3	15.6	16.1
Variations with the observer position at spacings:											
S = 1.0H	+ 0.6 / - 0.6					+ 0.7 / - 0.6					
1.5H	+ 1.2 / - 0.4					+ 1.4 / - 0.5					
2.0H	+ 0.4 / - 0.2					+ 0.4 / - 0.3					

CIE Pub.117 Corrected 2646 lm Total Lamp Luminous Flux.(8log(F/F0) = 3.4)

C Range: 0 - 360DEG
C Interval: 15.0DEG
Test Speed: HIGH
Temperature:25.3DEG
Operators:ZhangXiao
Test Date:2016-08-16

γ Range: 0 - 180DEG
γ Interval: 1.0DEG
Test System:EVERFINE GO-2000B_V1 SYSTEM V2.0.265
Humidity:65.0%
Test Distance:6.590m [K=1.0000]
Remarks:

UTILIZATION FACTORS TABLE

Test:U:226.6V I:0.1260A P:27.60W PF:0.9610 Lamp Flux:2645.84x1 lm		
NAME:	TYPE:	WEIGHT:
DIM.:	SPEC.:	SERIAL No.:
MFR.: Rayconn	SUR.:	PROTECTION ANGLE:

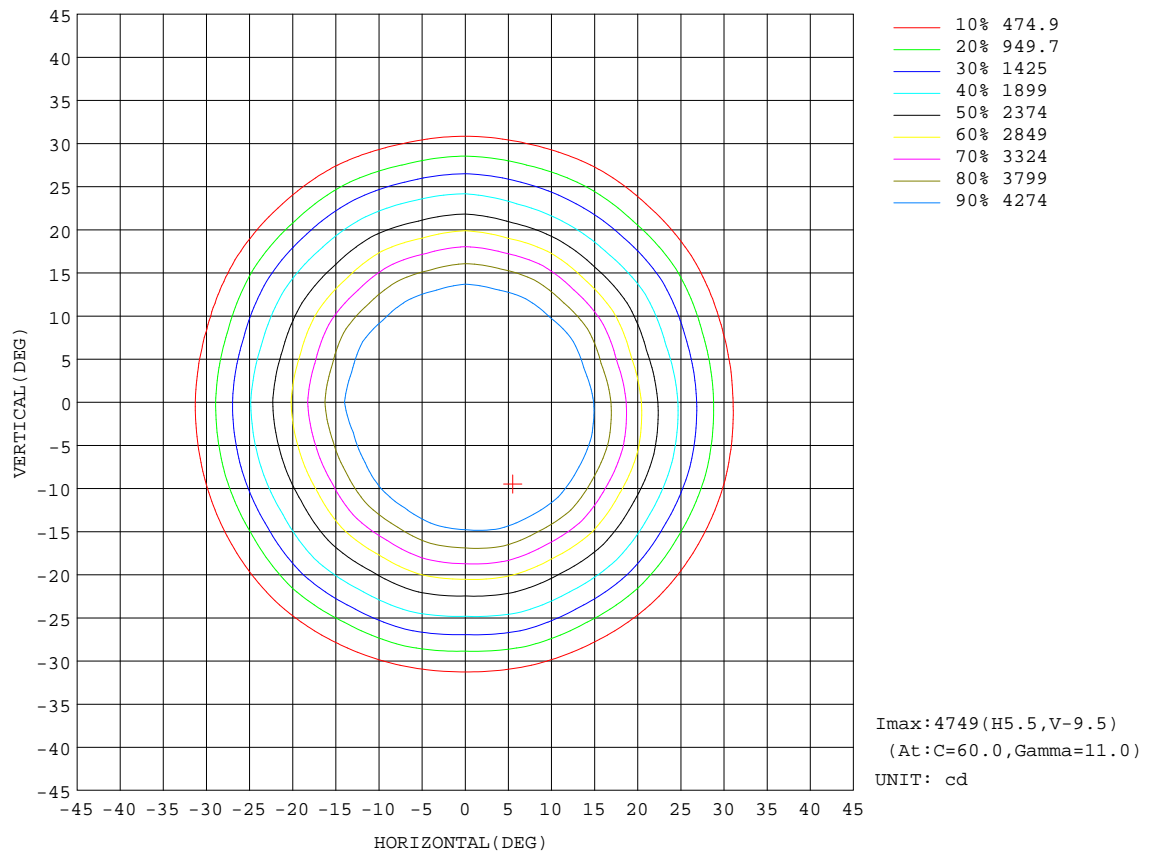
REFLECTANCE										
Ceiling	0.8	0.8	0.8	0.7	0.7	0.7	0.5	0.5	0.5	0
Walls	0.7	0.5	0.3	0.7	0.5	0.3	0.7	0.5	0.3	0
Working plane	0.2	0.2	0.2	0.2	0.2	0.2	0.2	0.2	0.2	0
ROOM INDEX	UTILIZATION FACTORS(PERCENT) $k(RI) \times RCR = 5$									
$k = 0.60$	88	81	78	87	81	78	86	81	78	74
0.80	95	89	85	94	89	85	93	88	85	81
1.00	99	93	90	98	93	89	96	92	89	85
1.25	103	97	94	101	97	94	99	95	93	88
1.50	105	101	97	104	100	97	101	98	95	90
2.00	108	104	100	106	102	99	103	100	98	92
2.50	109	106	103	108	104	102	104	101	99	93
3.00	111	108	105	109	106	103	105	103	101	94
4.00	113	110	108	111	108	106	107	105	103	95
5.00	114	112	110	112	110	108	108	106	105	96
ROOM INDEX	UF(total)									Direct
According to DIN EN 13032-2 2004			Suspended					SHRNOM = 1.25		

C Range: 0 - 360DEG
C Interval: 15.0DEG
Test Speed: HIGH
Temperature:25.3DEG
Operators:ZhangXiao
Test Date:2016-08-16

γ Range: 0 - 180DEG
 γ Interval: 1.0DEG
 γ Test System:EVERFINE GO-2000B_V1 SYSTEM V2.0.265
Humidity:65.0%
Test Distance:6.590m [K=1.0000]
Remarks:

ISOCANDELA DIAGRAM

Test:U:226.6V I:0.1260A P:27.60W PF:0.9610 Lamp Flux:2645.84x1 lm		
NAME:	TYPE:	WEIGHT:
DIM.:	SPEC.:	SERIAL No.:
MFR.: Rayconn	SUR.:	PROTECTION ANGLE:



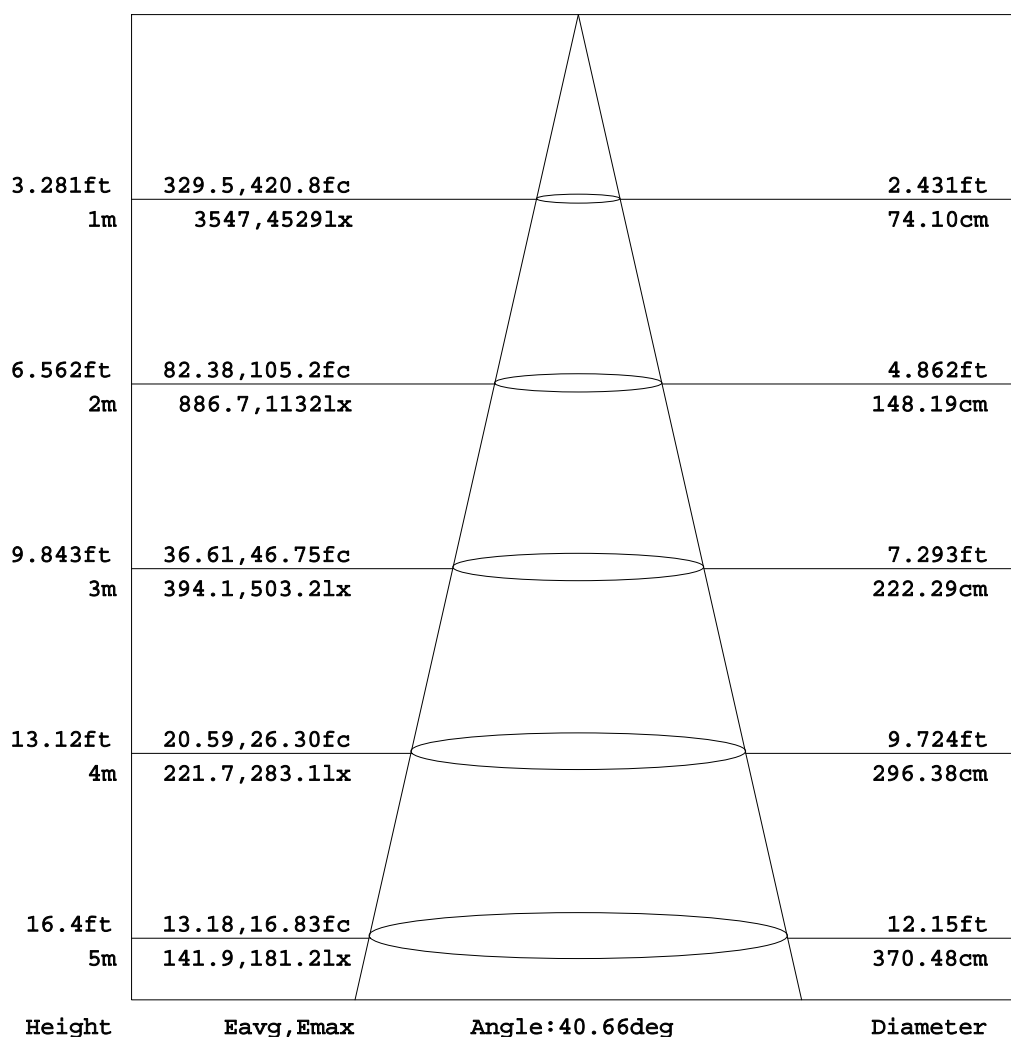
C Range: 0 - 360DEG
C Interval: 15.0DEG
Test Speed: HIGH
Temperature: 25.3DEG
Operators: ZhangXiao
Test Date: 2016-08-16

γ Range: 0 - 180DEG
γ Interval: 1.0DEG
Test System: EVERFINE GO-2000B_V1 SYSTEM V2.0.265
Humidity: 65.0%
Test Distance: 6.590m [K=1.0000]
Remarks:

AAI Figure

Test:U:226.6V I:0.1260A P:27.60W PF:0.9610 Lamp Flux:2645.84x1 lm		
NAME:	TYPE:	WEIGHT:
DIM.:	SPEC.:	SERIAL No.:
MFR.: Rayconn	SUR.:	PROTECTION ANGLE:

Flux out:1642 lm



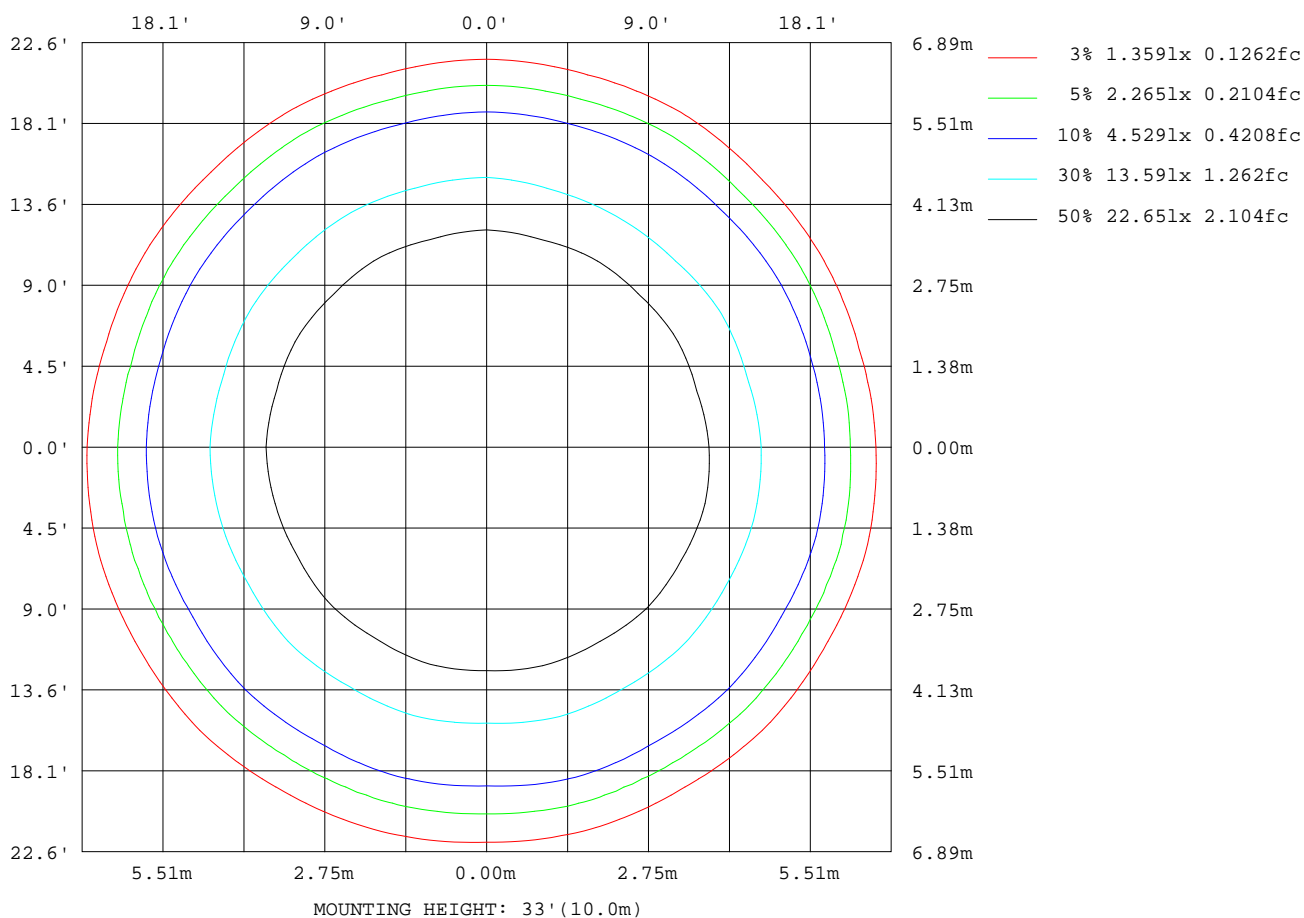
Note: The Curves indicate the illuminated area and the average illumination when the luminaire is at different distance.

C Range: 0 - 360DEG
C Interval: 15.0DEG
Test Speed: HIGH
Temperature: 25.3DEG
Operators: ZhangXiao
Test Date: 2016-08-16

γ Range: 0 - 180DEG
γ Interval: 1.0DEG
Test System: EVERFINE GO-2000B_V1 SYSTEM V2.0.265
Humidity: 65.0%
Test Distance: 6.590m [K=1.0000]
Remarks:

ISOLUX DIAGRAM

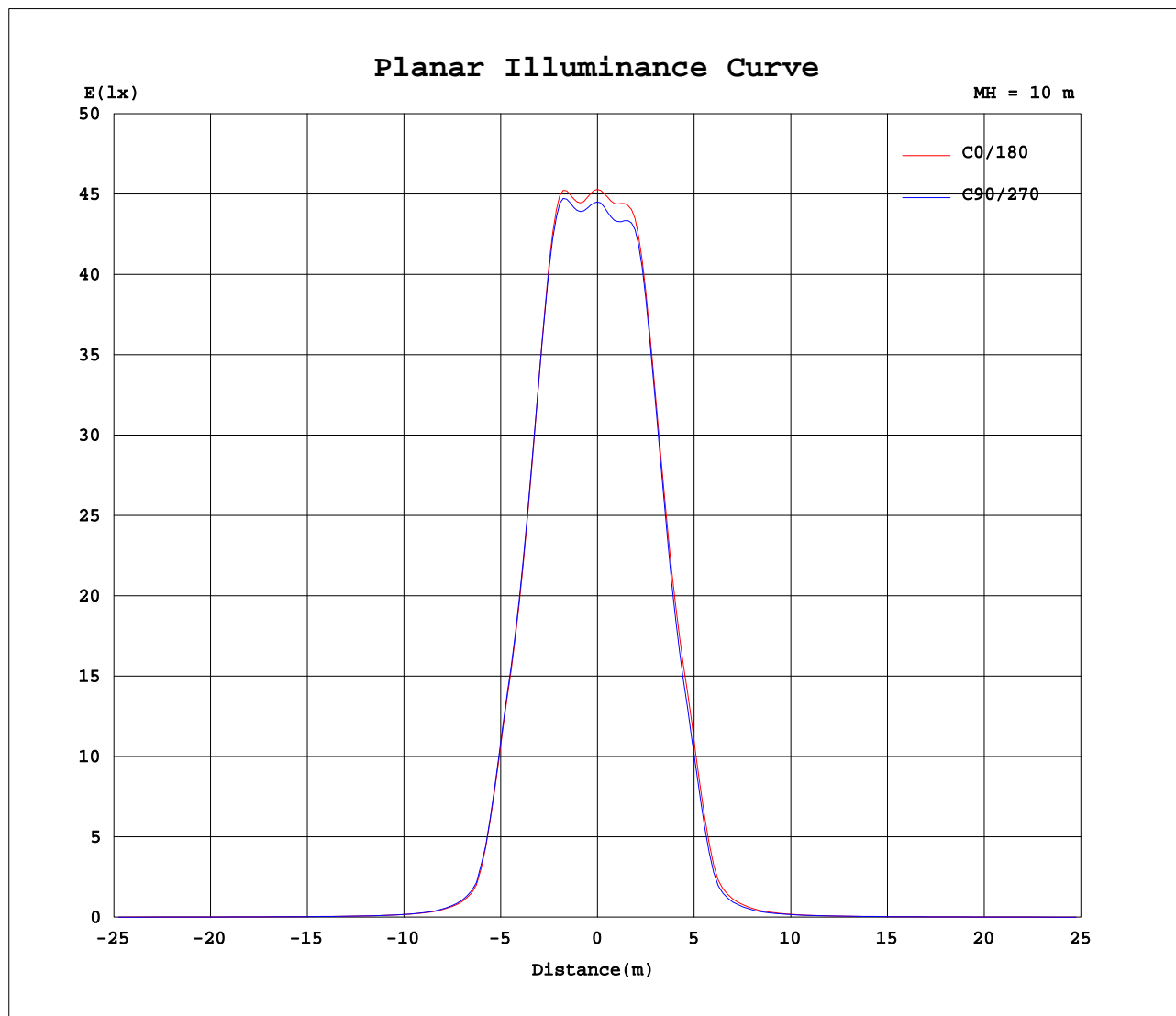
Test:U:226.6V I:0.1260A P:27.60W PF:0.9610 Lamp Flux:2645.84x1 lm		
NAME:	TYPE:	WEIGHT:
DIM.:	SPEC.:	SERIAL No.:
MFR.: Rayconn	SUR.:	PROTECTION ANGLE:



C Range: 0 - 360DEG
C Interval: 15.0DEG
Test Speed: HIGH
Temperature: 25.3DEG
Operators: ZhangXiao
Test Date: 2016-08-16

γ Range: 0 - 180DEG
γ Interval: 1.0DEG
Test System: EVERFINE GO-2000B_V1 SYSTEM V2.0.265
Humidity: 65.0%
Test Distance: 6.590m [K=1.0000]
Remarks:

Planar Illuminance Curve



C Range: 0 - 360DEG
C Interval: 15.0DEG
Test Speed: HIGH
Temperature: 25.3DEG
Operators: ZhangXiao
Test Date: 2016-08-16

γ Range: 0 - 180DEG
 γ Interval: 1.0DEG
Test System: EVERFINE GO-2000B_V1 SYSTEM V2.0.265
Humidity: 65.0%
Test Distance: 6.590m [K=1.0000]
Remarks:

LUMINOUS DISTRIBUTION INTENSITY DATA

Test:U:226.6V I:0.1260A P:27.60W PF:0.9610 Lamp Flux:2645.84x1 lm																			
NAME:										TYPE:					WEIGHT:				
DIM.:										SPEC.:					SERIAL No.:				
MFR.: Rayconn										SUR.:					PROTECTION ANGLE:				

Table--1

UNIT: cd

C(DEG) γ (DEG)	0	15	30	45	60	75	90	105	120	135	150	165	180	195	210	225	240	255	270
0	4464	4464	4464	4464	4464	4464	4464	4464	4464	4464	4464	4464	4464	4464	4464	4464	4464	4464	4464
5	4432	4432	4445	4450	4462	4455	4456	4439	4430	4420	4414	4412	4429	4426	4421	4419	4405	4400	4400
10	4668	4661	4678	4696	4723	4719	4698	4645	4601	4569	4556	4531	4545	4531	4533	4516	4524	4531	4538
15	4191	4261	4272	4329	4301	4315	4245	4226	4126	4112	4038	4041	4022	3971	4032	3980	4015	3982	4047
20	2914	3022	3015	3092	3017	3060	2991	3020	2927	2947	2858	2878	2853	2788	2833	2779	2827	2758	2825
25	1810	1859	1862	1916	1890	1926	1872	1917	1877	1912	1858	1880	1850	1789	1804	1762	1772	1728	1754
30	663	722	696	736	697	741	686	728	699	747	696	728	704	663	665	641	647	618	629
35	174	185	183	192	187	195	193	204	208	220	216	217	204	189	185	175	176	169	173
40	81.6	84.7	84.8	88.0	86.5	89.1	88.7	93.2	95.9	101	99.2	99.5	93.3	87.2	84.5	81.2	81.4	79.1	80.3
45	47.4	48.4	48.6	49.9	49.1	50.1	49.5	51.3	52.4	54.6	54.0	53.9	51.2	48.5	47.8	46.5	47.0	46.0	47.0
50	32.8	33.0	33.1	33.4	33.1	33.3	33.0	33.6	34.0	34.6	34.4	34.2	32.9	32.1	32.0	31.8	32.0	31.9	32.4
55	25.0	25.1	25.1	25.2	25.0	25.1	24.9	25.2	25.3	25.6	25.4	25.3	24.5	24.1	24.2	24.1	24.4	24.3	24.7
60	19.9	20.0	20.0	20.0	19.8	19.9	19.7	20.0	20.0	20.3	20.2	20.1	19.4	19.1	19.2	19.1	19.5	19.3	19.7
65	16.5	16.6	16.5	16.6	16.5	16.5	16.4	16.6	16.6	16.8	16.7	16.6	16.1	15.9	16.0	16.0	16.2	16.1	16.3
70	13.6	13.6	13.6	13.7	13.6	13.7	13.6	13.7	13.7	13.9	13.8	13.8	13.3	13.2	13.2	13.2	13.4	13.4	13.5
75	11.2	11.2	11.1	11.3	11.2	11.3	11.2	11.3	11.3	11.4	11.4	11.4	11.1	11.0	11.0	11.0	11.1	11.1	11.2
80	8.81	8.85	8.82	8.92	8.87	8.94	8.88	8.96	8.94	9.03	9.00	9.08	9.22	9.08	9.03	8.97	9.06	9.01	9.08
85	6.80	6.81	6.81	6.92	6.89	6.94	6.88	6.92	6.88	6.96	7.17	7.30	7.72	7.47	7.39	7.31	7.33	7.28	7.33
90	5.20	5.10	5.14	5.16	5.13	5.14	5.11	5.11	5.12	5.25	5.81	6.09	6.57	6.26	6.14	6.10	6.10	6.13	6.13
95	5.08	4.91	4.96	4.95	4.98	4.96	4.97	4.94	4.96	5.01	5.40	5.59	6.50	6.27	6.26	6.25	6.24	6.25	6.25
100	4.90	4.83	4.87	4.86	4.89	4.89	4.88	4.84	4.85	4.84	5.02	5.01	6.44	6.38	6.37	6.36	6.37	6.38	6.38
105	4.94	4.92	4.92	4.94	4.94	4.94	4.93	4.92	4.91	4.91	4.97	4.97	6.61	6.59	6.59	6.60	6.60	6.61	6.61
110	5.48	5.44	5.44	5.42	5.43	5.42	5.43	5.38	5.39	5.39	5.46	5.46	7.09	7.10	7.11	7.16	7.13	7.14	7.13
115	6.55	6.48	6.50	6.42	6.47	6.42	6.46	6.39	6.45	6.41	6.51	6.49	7.97	8.01	8.01	8.08	8.05	8.08	8.05
120	8.14	8.05	8.08	7.98	8.03	7.96	8.04	7.94	8.01	7.98	8.12	8.08	9.26	9.33	9.34	9.43	9.37	9.42	9.39
125	10.1	10.0	10.0	9.93	9.98	9.93	10.00	9.89	9.98	9.96	10.1	10.1	11.0	11.0	11.1	11.2	11.1	11.2	11.1
130	12.2	12.1	12.1	12.1	12.1	12.1	12.1	12.0	12.1	12.1	12.3	12.2	12.9	13.0	13.0	13.1	13.1	13.1	13.1
135	14.4	14.3	14.3	14.2	14.3	14.2	14.3	14.2	14.3	14.3	14.4	14.4	15.0	15.0	15.0	15.1	15.1	15.1	15.1
140	16.5	16.4	16.4	16.4	16.4	16.3	16.4	16.4	16.4	16.4	16.5	16.5	17.0	17.0	17.1	17.1	17.1	17.2	17.1
145	18.6	18.5	18.5	18.5	18.5	18.4	18.5	18.4	18.5	18.5	18.6	18.6	19.0	19.0	19.0	19.1	19.1	19.1	19.1
150	20.3	20.3	20.3	20.2	20.2	20.2	20.2	20.2	20.3	20.2	20.3	20.3	20.6	20.6	20.7	20.7	20.7	20.7	20.7
155	21.4	21.4	21.4	21.4	21.4	21.4	21.4	21.4	21.4	21.4	21.4	21.4	21.7	21.7	21.7	21.7	21.7	21.7	21.7
160	21.7	21.8	21.8	21.8	21.7	21.8	21.8	21.8	21.8	21.8	21.7	21.7	22.0	22.0	22.0	22.0	22.0	22.0	22.0
165	21.5	21.6	21.5	21.6	21.5	21.6	21.6	21.6	21.5	21.5	21.5	21.5	21.8	21.7	21.8	21.7	21.7	21.7	21.7
170	21.3	21.3	21.3	21.4	21.3	21.3	21.3	21.3	21.2	21.2	21.2	21.2	21.5	21.4	21.5	21.4	21.4	21.3	21.4
175	21.5	21.5	21.5	21.6	21.5	21.5	21.5	21.5	21.4	21.4	21.4	21.4	21.6	21.6	21.6	21.5	21.6	21.5	21.5
180	21.9	22.0	21.9	22.0	21.9	21.9	21.9	21.9	21.9	21.9	21.8	21.9	22.0	21.9	22.0	21.9	21.9	21.9	21.9

C Range: 0 - 360DEG
C Interval: 15.0DEG
Test Speed: HIGH
Temperature:25.3DEG
Operators:ZhangXiao
Test Date:2016-08-16

γ Range: 0 - 180DEG
γ Interval: 1.0DEG
Test System:EVERFINE GO-2000B_V1 SYSTEM V2.0.265
Humidity:65.0%
Test Distance:6.590m [K=1.0000]
Remarks:

LUMINOUS DISTRIBUTION INTENSITY DATA

Test:U:226.6V I:0.1260A P:27.60W PF:0.9610 Lamp Flux:2645.84x1 lm		
NAME:	TYPE:	WEIGHT:
DIM.:	SPEC.:	SERIAL No.:
MFR.: Rayconn	SUR.:	PROTECTION ANGLE:

Table--2

UNIT: cd

C(DEG) γ (DEG)	285	300	315	330	345														
0	4464	4464	4464	4464	4464														
5	4408	4406	4425	4432	4447														
10	4558	4571	4618	4662	4708														
15	4027	4097	4089	4178	4165														
20	2757	2826	2795	2881	2848														
25	1679	1666	1682	1771	1766														
30	614	623	613	650	653														
35	168	172	164	167	167														
40	78.8	80.1	77.9	79.0	79.4														
45	46.1	46.5	45.7	46.4	46.4														
50	32.2	32.4	32.1	32.3	32.4														
55	24.7	24.8	24.5	24.7	24.7														
60	19.6	19.7	19.5	19.6	19.5														
65	16.3	16.3	16.2	16.2	16.2														
70	13.5	13.5	13.4	13.4	13.4														
75	11.2	11.2	11.1	11.2	11.2														
80	9.07	9.12	9.08	9.17	9.19														
85	7.33	7.35	7.33	7.52	7.63														
90	6.19	6.16	6.17	6.49	6.60														
95	6.29	6.27	6.27	6.64	6.73														
100	6.41	6.40	6.41	6.58	6.60														
105	6.64	6.63	6.64	6.68	6.68														
110	7.18	7.16	7.18	7.14	7.16														
115	8.10	8.06	8.08	8.01	8.04														
120	9.44	9.37	9.38	9.30	9.32														
125	11.2	11.1	11.1	11.0	11.0														
130	13.1	13.0	13.0	12.9	12.9														
135	15.1	15.1	15.1	14.9	14.9														
140	17.2	17.1	17.1	17.0	17.0														
145	19.1	19.0	19.1	19.0	19.0														
150	20.7	20.7	20.7	20.7	20.7														
155	21.7	21.7	21.7	21.7	21.7														
160	22.0	22.0	22.0	22.0	22.0														
165	21.7	21.7	21.7	21.8	21.8														
170	21.4	21.4	21.4	21.4	21.4														
175	21.5	21.5	21.5	21.5	21.5														
180	21.9	21.9	21.8	21.8	21.9														

C Range: 0 - 360DEG
C Interval: 15.0DEG
Test Speed: HIGH
Temperature:25.3DEG
Operators:ZhangXiao
Test Date:2016-08-16

γ Range: 0 - 180DEG
γ Interval: 1.0DEG
Test System:EVERFINE GO-2000B_V1 SYSTEM V2.0.265
Humidity:65.0%
Test Distance:6.590m [K=1.0000]
Remarks: