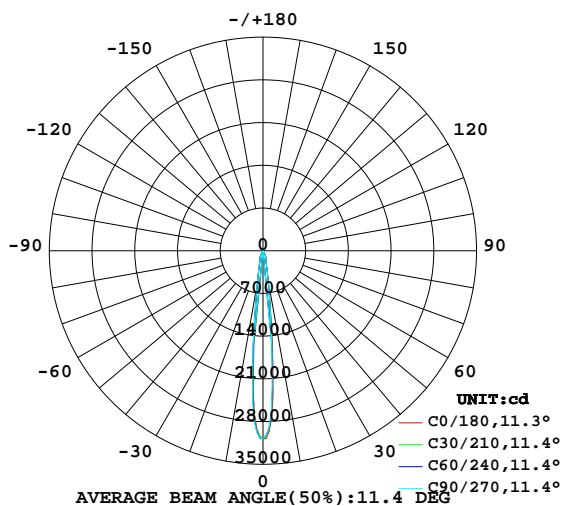


LUMINAIRE PHOTOMETRIC TEST REPORT

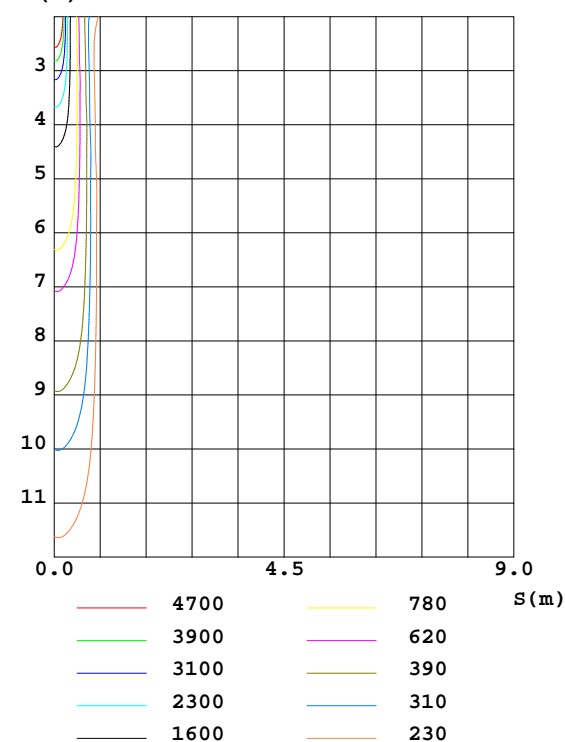
Test:U:226.5V I:0.1260A P:27.50W PF:0.9600 Lamp Flux:2601.5x1 lm		
NAME:	TYPE:	WEIGHT:
DIM.:	SPEC.:	SERIAL No.:
MFR.: Rayconn	SUR.:	PROTECTION ANGLE:

DATA OF LAMP		PHOTOMETRIC DATA Eff: 94.60 lm/W			
MODEL	TL10-30W-827-W-12	Imax(cd)	31010	S/MH(C0/180)	0.20
NOMINAL POWER(W)	28	LOR(%)	100.0	S/MH(C90/270)	0.19
RATED VOLTAGE(V)	226	TOTAL FLUX(lm)	2601.5	η UP,DN(C0-180)	1.2,47.7
NOMINAL FLUX(lm)	2601.5	CIE CLASS	DIRECT	η UP,DN(C180-360)	1.4,49.6
LAMPS INSIDE	1	η up(%)	2.6	CIBSE SHR NOM	0.00
TEST VOLTAGE(V)	226.5	η down(%)	97.4	CIBSE SHR MAX	1.00

LUMINOUS INTENSITY DISTRIBUTION DIAGRAM



C0 PLANE ISOLUX DIAGRAM (UNIT:lx)



C Range: 0 - 360DEG
C Interval: 15.0DEG
Test Speed: HIGH
Temperature:25.3DEG
Operators:ZhangXiao
Test Date:2016-09-08

γ Range: 0 - 180DEG
γ Interval: 1.0DEG
Test System:EVERFINE GO-2000B_V1 SYSTEM V2.0.265
Humidity:65.0%
Test Distance:6.590m [K=1.0000]
Remarks:

ZONAL FLUX DIAGRAM

ZONAL FLUX DIAGRAM:

γ	C0	C45	C90	C135	C180	C225	C270	C315	γ	Φ zone	Φ total	%lum, lamp
10	507.3	495.5	477.3	505.3	506.7	511.9	550.0	518.6	0- 10	1282	1282	49.3,49.3
20	136.5	136.1	133.8	139.1	138.6	137.8	141.2	140.7	10- 20	665.7	1948	74.9,74.9
30	39.40	38.14	32.59	38.78	40.54	42.08	46.26	41.62	20- 30	458.9	2407	92.5,92.5
40	4.437	4.157	4.199	4.157	4.410	4.276	4.517	4.446	30- 40	71.30	2478	95.2,95.2
50	1.287	1.242	1.295	1.284	1.228	1.237	1.326	1.325	40- 50	19.76	2498	96,96
60	0.9585	0.9408	0.9955	0.9859	0.9277	0.9500	0.9823	0.9728	50- 60	9.530	2507	96.4,96.4
70	0.9002	0.8911	0.9273	0.9394	0.8830	0.8907	0.9179	0.9201	60- 70	9.400	2517	96.7,96.7
80	0.7710	0.7654	0.7770	0.7964	0.7370	0.7493	0.7650	0.7752	70- 80	8.789	2525	97.1,97.1
90	0.5423	0.5359	0.5316	0.6054	0.6376	0.6415	0.6419	0.6570	80- 90	7.570	2533	97.4,97.4
100	0.3345	0.3317	0.3355	0.3565	0.6469	0.6484	0.6464	0.6748	90-100	5.848	2539	97.6,97.6
110	0.5243	0.5269	0.5317	0.5316	0.6834	0.6837	0.6809	0.6895	100-110	5.713	2544	97.8,97.8
120	0.6453	0.6478	0.6531	0.6523	0.7854	0.7838	0.7789	0.7912	110-120	6.529	2551	98.1,98.1
130	1.060	1.070	1.090	1.075	1.164	1.155	1.139	1.166	120-130	7.750	2559	98.4,98.4
140	1.818	1.826	1.835	1.834	1.849	1.846	1.829	1.861	130-140	11.61	2570	98.8,98.8
150	2.098	2.102	2.107	2.117	2.136	2.137	2.127	2.153	140-150	12.54	2583	99.3,99.3
160	2.231	2.234	2.236	2.253	2.248	2.249	2.245	2.266	150-160	10.14	2593	99.7,99.7
170	2.241	2.241	2.236	2.260	2.262	2.267	2.266	2.284	160-170	6.420	2599	99.9,99.9
180	1.903	1.910	1.918	1.931	1.904	1.910	1.919	1.930	170-180	2.059	2601	100,100
DEG	LUMINOUS INTENSITY:×10cd									UNIT:lm		

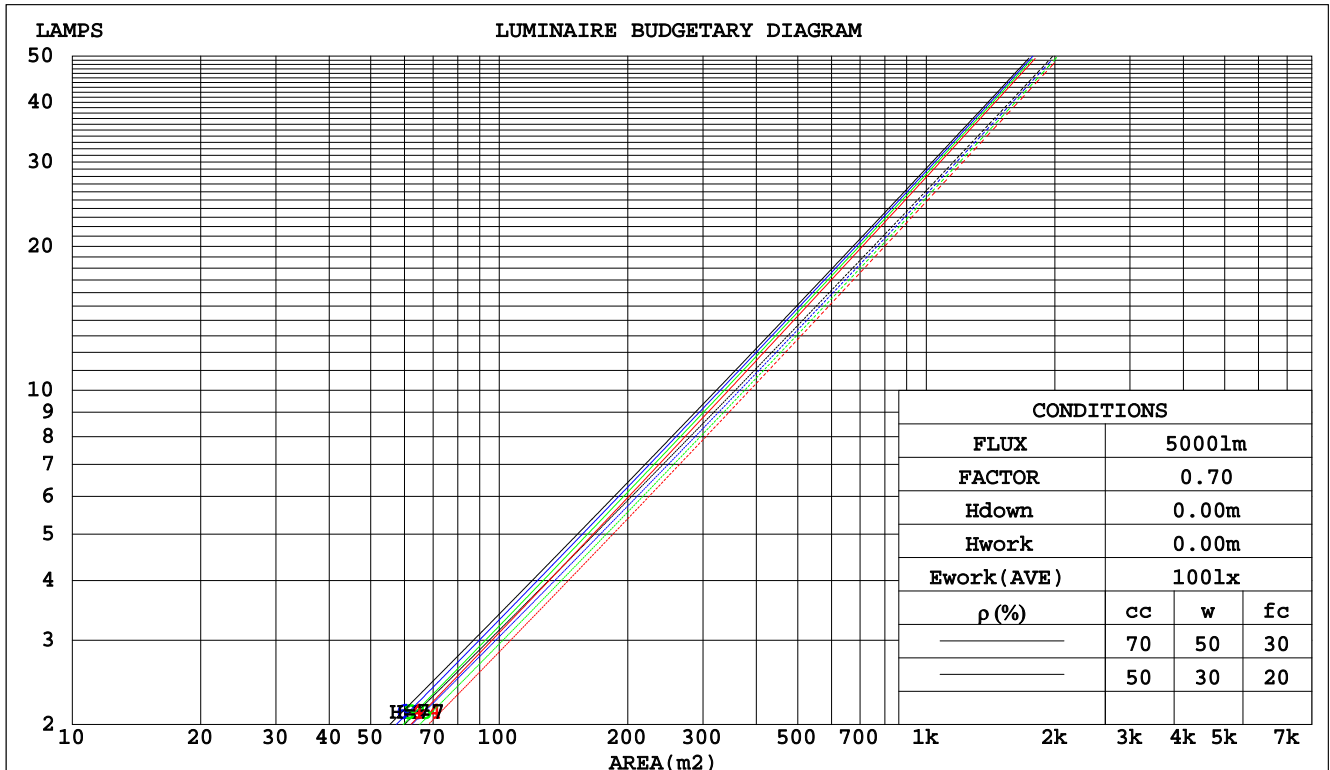
C Range: 0 - 360DEG
C Interval: 15.0DEG
Test Speed: HIGH
Temperature:25.3DEG
Operators:ZhangXiao
Test Date:2016-09-08

γ Range: 0 - 180DEG
γ Interval: 1.0DEG
Test System:EVERFINE GO-2000B_V1 SYSTEM V2.0.265
Humidity:65.0%
Test Distance:6.590m [K=1.0000]
Remarks:

CU AND LUMINAIRE BUDGETARY ESTIMATE DIAGRAM

Test:U:226.5V I:0.1260A P:27.50W PF:0.9600 Lamp Flux:2601.5x1 lm		
NAME:	TYPE:	WEIGHT:
DIM.:	SPEC.:	SERIAL No.:
MFR.: Rayconn	SUR.:	PROTECTION ANGLE:

pcc	80%			70%			50%			30%			10%			0
pw	50%	30%	10%	50%	30%	10%	50%	30%	10%	50%	30%	10%	50%	30%	10%	0
pfc	20%			20%			20%			20%			20%			0
RCR	RCR:Room Cavity Ratio															



C Range: 0 - 360DEG
C Interval: 15.0DEG
Test Speed: HIGH
Temperature:25.3DEG
Operators:ZhangXiao
Test Date:2016-09-08

γ Range: 0 - 180DEG
γ Interval: 1.0DEG
Test System:EVERFINE GO-2000B_V1 SYSTEM V2.0.265
Humidity:65.0%
Test Distance:6.590m [K=1.0000]
Remarks:

WEC AND CCEC

Test:U:226.5V I:0.1260A P:27.50W PF:0.9600 Lamp Flux:2601.5x1 lm									
NAME:				TYPE:				WEIGHT:	
DIM.:				SPEC.:				SERIAL No.:	
MFR.: Rayconn				SUR.:				PROTECTION ANGLE:	

pcc	80%			70%			50%			30%			10%			0	
pw	50%	30%	10%	50%	30%	10%	50%	30%	10%	50%	30%	10%	50%	30%	10%	0	
pfc	20%			20%			20%			20%			20%			0	
RCR	RCR:Room Cavity Ratio						Wall Exitance Coefficients(WEC)										
0.0																	
1.0	.138	.078	.025	.131	.075	.024	.117	.067	.021	.104	.060	.019	.092	.053	.017		
2.0	.126	.069	.021	.120	.066	.020	.108	.060	.019	.098	.055	.017	.088	.050	.016		
3.0	.116	.062	.019	.111	.059	.018	.101	.055	.017	.092	.051	.016	.084	.046	.014		
4.0	.108	.056	.016	.104	.054	.016	.095	.051	.015	.087	.047	.014	.080	.044	.013		
5.0	.101	.051	.015	.097	.050	.015	.090	.047	.014	.083	.044	.013	.077	.041	.012		
6.0	.095	.048	.014	.092	.046	.013	.085	.044	.013	.079	.041	.012	.074	.039	.012		
7.0	.089	.044	.013	.087	.043	.012	.081	.041	.012	.076	.039	.011	.071	.037	.011		
8.0	.085	.041	.012	.082	.040	.011	.077	.039	.011	.073	.037	.011	.068	.035	.010		
9.0	.081	.039	.011	.078	.038	.011	.074	.037	.010	.070	.035	.010	.066	.034	.010		
10.0	.077	.037	.010	.075	.036	.010	.071	.035	.010	.067	.033	.009	.064	.032	.009		

pcc	80%			70%			50%			30%			10%			0	
pw	50%	30%	10%	50%	30%	10%	50%	30%	10%	50%	30%	10%	50%	30%	10%	0	
pfc	20%			20%			20%			20%			20%			0	
RCR	RCR:Room Cavity Ratio						Ceiling Cavity Exitance Coefficients(CCEC)										
0.0	.211	.211	.211	.180	.180	.180	.123	.123	.123	.071	.071	.071	.023	.023	.023		
1.0	.189	.178	.168	.161	.153	.145	.110	.105	.100	.064	.061	.058	.020	.020	.019		
2.0	.171	.153	.138	.146	.132	.120	.100	.091	.083	.058	.053	.049	.019	.017	.016		
3.0	.155	.134	.117	.133	.115	.101	.091	.080	.071	.053	.047	.042	.017	.015	.014		
4.0	.143	.118	.100	.122	.102	.087	.084	.071	.061	.049	.042	.036	.016	.014	.012		
5.0	.132	.106	.087	.113	.092	.076	.078	.064	.053	.045	.038	.032	.015	.012	.010		
6.0	.123	.096	.077	.105	.083	.067	.073	.058	.047	.042	.034	.028	.014	.011	.009		
7.0	.115	.088	.069	.099	.076	.060	.068	.053	.043	.040	.031	.025	.013	.010	.008		
8.0	.108	.081	.062	.093	.070	.054	.064	.049	.039	.037	.029	.023	.012	.010	.008		
9.0	.102	.075	.057	.088	.065	.050	.061	.046	.035	.036	.027	.021	.012	.009	.007		
10.0	.097	.070	.053	.084	.061	.046	.058	.043	.033	.034	.025	.020	.011	.008	.006		

C Range: 0 - 360DEG
C Interval: 15.0DEG
Test Speed: HIGH
Temperature:25.3DEG
Operators:ZhangXiao
Test Date:2016-09-08

γ Range: 0 - 180DEG
γ Interval: 1.0DEG
Test System:EVERFINE GO-2000B_V1 SYSTEM V2.0.265
Humidity:65.0%
Test Distance:6.590m [K=1.0000]
Remarks:

Uncorrected UGR Table

Test:U:226.5V I:0.1260A P:27.50W PF:0.9600 Lamp Flux:2601.5x1 lm											
NAME:					TYPE:			WEIGHT:			
DIM.:					SPEC.:			SERIAL No.:			
MFR.: Rayconn					SUR.:			PROTECTION ANGLE:			
ceiling/cavity	0.7	0.7	0.5	0.5	0.3	0.7	0.7	0.5	0.5	0.3	
walls	0.5	0.3	0.5	0.3	0.3	0.5	0.3	0.5	0.3	0.3	
working plane	0.2	0.2	0.2	0.2	0.2	0.2	0.2	0.2	0.2	0.2	
Room dimensions		Viewed crosswise					Viewed endwise				
x = 2H y = 2H	6.0	6.6	6.2	6.8	7.0	5.7	6.3	6.0	6.5	6.7	
	3H	7.2	7.8	7.5	8.0	8.2	7.1	7.6	7.3	7.8	
	4H	8.1	8.7	8.4	8.9	9.2	8.0	8.5	8.3	8.8	
	6H	9.3	9.8	9.7	10.1	10.4	9.2	9.8	9.6	10.0	
	8H	10.1	10.6	10.4	10.9	11.2	10.0	10.5	10.3	10.8	
	12H	10.9	11.4	11.3	11.7	12.0	10.8	11.3	11.2	11.6	
4H	2H	6.3	6.8	6.6	7.0	7.3	6.0	6.6	6.3	6.8	
	3H	7.9	8.3	8.2	8.6	9.0	7.7	8.2	8.1	8.5	
	4H	9.0	9.5	9.4	9.8	10.2	8.9	9.4	9.3	9.7	
	6H	10.5	10.9	10.9	11.3	11.7	10.4	10.8	10.8	11.2	
	8H	11.4	11.8	11.8	12.2	12.6	11.3	11.7	11.7	12.1	
	12H	12.4	12.8	12.9	13.2	13.6	12.3	12.7	12.8	13.1	
8H	4H	9.5	9.9	9.9	10.3	10.7	9.4	9.8	9.9	10.2	
	6H	11.3	11.6	11.8	12.1	12.5	11.2	11.5	11.7	12.0	
	8H	12.4	12.7	12.9	13.1	13.6	12.3	12.6	12.8	13.0	
	12H	13.7	13.9	14.2	14.4	14.9	13.5	13.8	14.0	14.3	
12H	4H	9.6	10.0	10.1	10.4	10.8	9.6	9.9	10.0	10.3	
	6H	11.6	11.8	12.0	12.3	12.8	11.5	11.8	12.0	12.2	
	8H	12.7	13.0	13.3	13.5	14.0	12.7	12.9	13.2	13.4	
Variations with the observer position at spacings:											
S = 1.0H	+ 0.3 / - 0.3					+ 0.2 / - 0.3					
1.5H	+ 0.5 / - 0.2					+ 0.4 / - 0.2					
2.0H	+ 0.2 / - 0.2					+ 0.2 / - 0.2					

CIE Pub.117 Corrected 2601 lm Total Lamp Luminous Flux.(8log(F/F0) = 3.3)

C Range: 0 - 360DEG
C Interval: 15.0DEG
Test Speed: HIGH
Temperature:25.3DEG
Operators:ZhangXiao
Test Date:2016-09-08

γ Range: 0 - 180DEG
γ Interval: 1.0DEG
Test System:EVERFINE GO-2000B_V1 SYSTEM V2.0.265
Humidity:65.0%
Test Distance:6.590m [K=1.0000]
Remarks:

UTILIZATION FACTORS TABLE

Test:U:226.5V I:0.1260A P:27.50W PF:0.9600 Lamp Flux:2601.5x1 lm		
NAME:	TYPE:	WEIGHT:
DIM.:	SPEC.:	SERIAL No.:
MFR.: Rayconn	SUR.:	PROTECTION ANGLE:

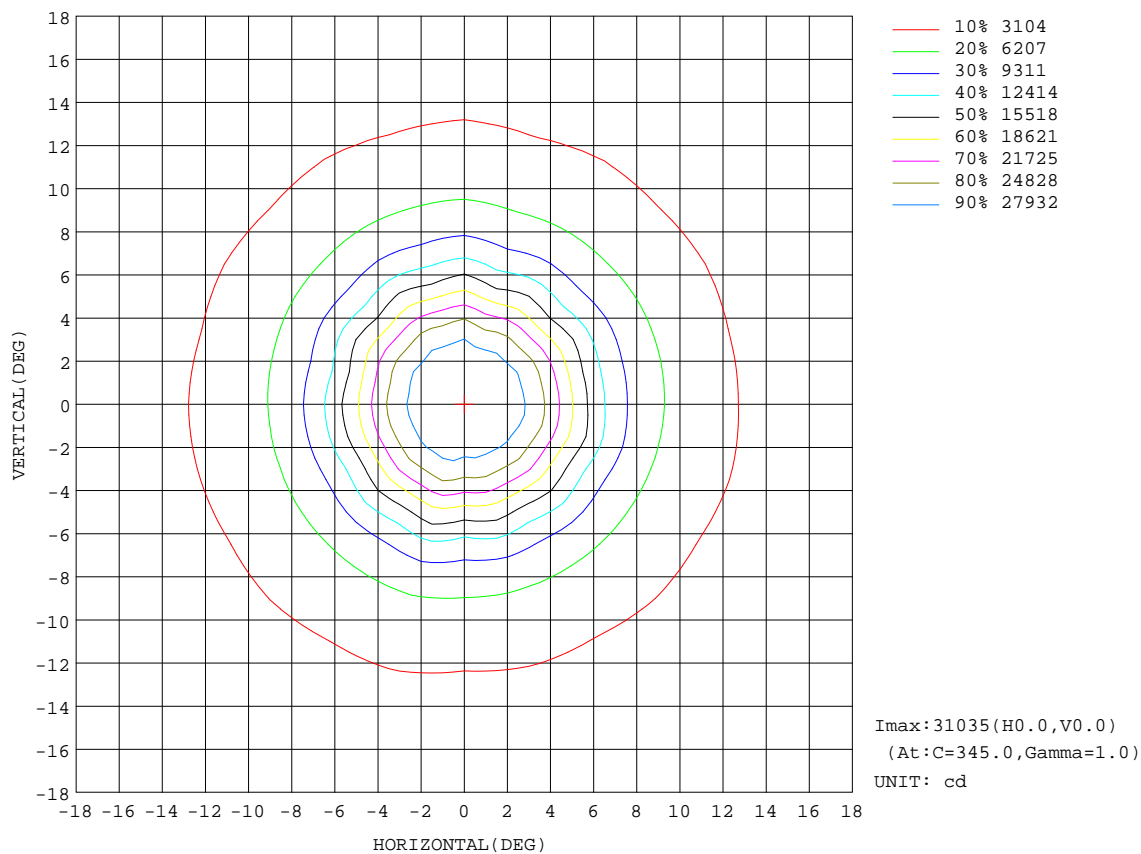
REFLECTANCE										
Ceiling	0.8	0.8	0.8	0.7	0.7	0.7	0.5	0.5	0.5	0
Walls	0.7	0.5	0.3	0.7	0.5	0.3	0.7	0.5	0.3	0
Working plane	0.2	0.2	0.2	0.2	0.2	0.2	0.2	0.2	0.2	0
ROOM INDEX	UTILIZATION FACTORS(PERCENT) $k(RI) \times RCR = 5$									
$k = 0.60$	89	83	79	88	83	79	87	82	79	75
0.80	96	90	87	95	90	87	94	89	86	82
1.00	100	94	91	99	94	90	97	93	90	86
1.25	103	98	95	102	98	94	100	96	93	89
1.50	106	101	98	104	100	97	102	99	96	91
2.00	108	104	101	107	103	100	104	101	98	93
2.50	110	106	103	108	105	102	105	102	100	93
3.00	111	108	105	109	106	104	106	103	101	94
4.00	113	111	108	111	109	107	107	105	104	96
5.00	115	112	111	112	110	109	108	106	105	97
ROOM INDEX	UF(total)									Direct
According to DIN EN 13032-2 2004			Suspended					SHRNOM = 1.25		

C Range: 0 - 360DEG
C Interval: 15.0DEG
Test Speed: HIGH
Temperature:25.3DEG
Operators:ZhangXiao
Test Date:2016-09-08

γ Range: 0 - 180DEG
 γ Interval: 1.0DEG
 γ Test System:EVERFINE GO-2000B_V1 SYSTEM V2.0.265
Humidity:65.0%
Test Distance:6.590m [K=1.0000]
Remarks:

ISOCANDELA DIAGRAM

Test:U:226.5V I:0.1260A P:27.50W PF:0.9600 Lamp Flux:2601.5x1 lm		
NAME:	TYPE:	WEIGHT:
DIM.:	SPEC.:	SERIAL No.:
MFR.: Rayconn	SUR.:	PROTECTION ANGLE:



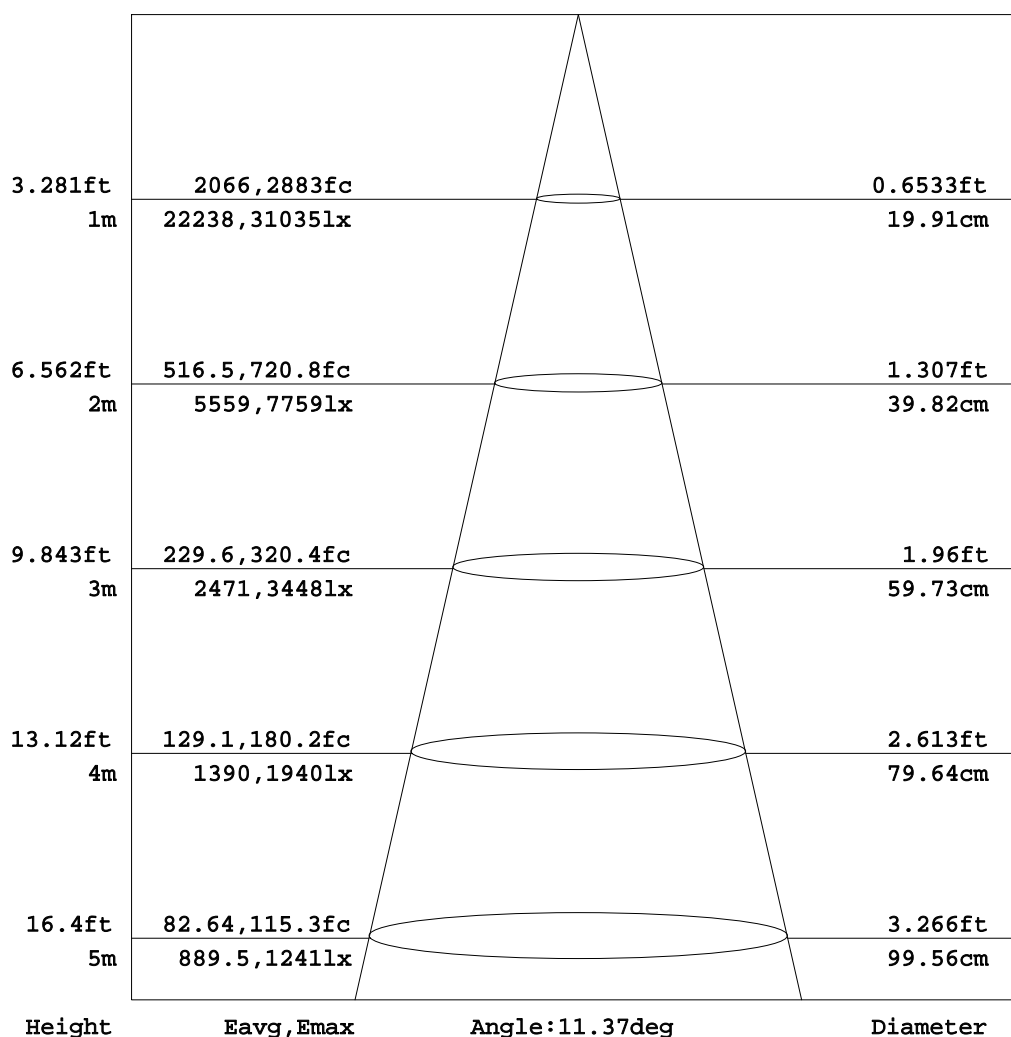
C Range: 0 - 360DEG
C Interval: 15.0DEG
Test Speed: HIGH
Temperature: 25.3DEG
Operators: ZhangXiao
Test Date: 2016-09-08

γ Range: 0 - 180DEG
γ Interval: 1.0DEG
Test System: EVERFINE GO-2000B_V1 SYSTEM V2.0.265
Humidity: 65.0%
Test Distance: 6.590m [K=1.0000]
Remarks:

AAI Figure

Test:U:226.5V I:0.1260A P:27.50W PF:0.9600 Lamp Flux:2601.5x1 lm		
NAME:	TYPE:	WEIGHT:
DIM.:	SPEC.:	SERIAL No.:
MFR.: Rayconn	SUR.:	PROTECTION ANGLE:

Flux out:771.8 lm



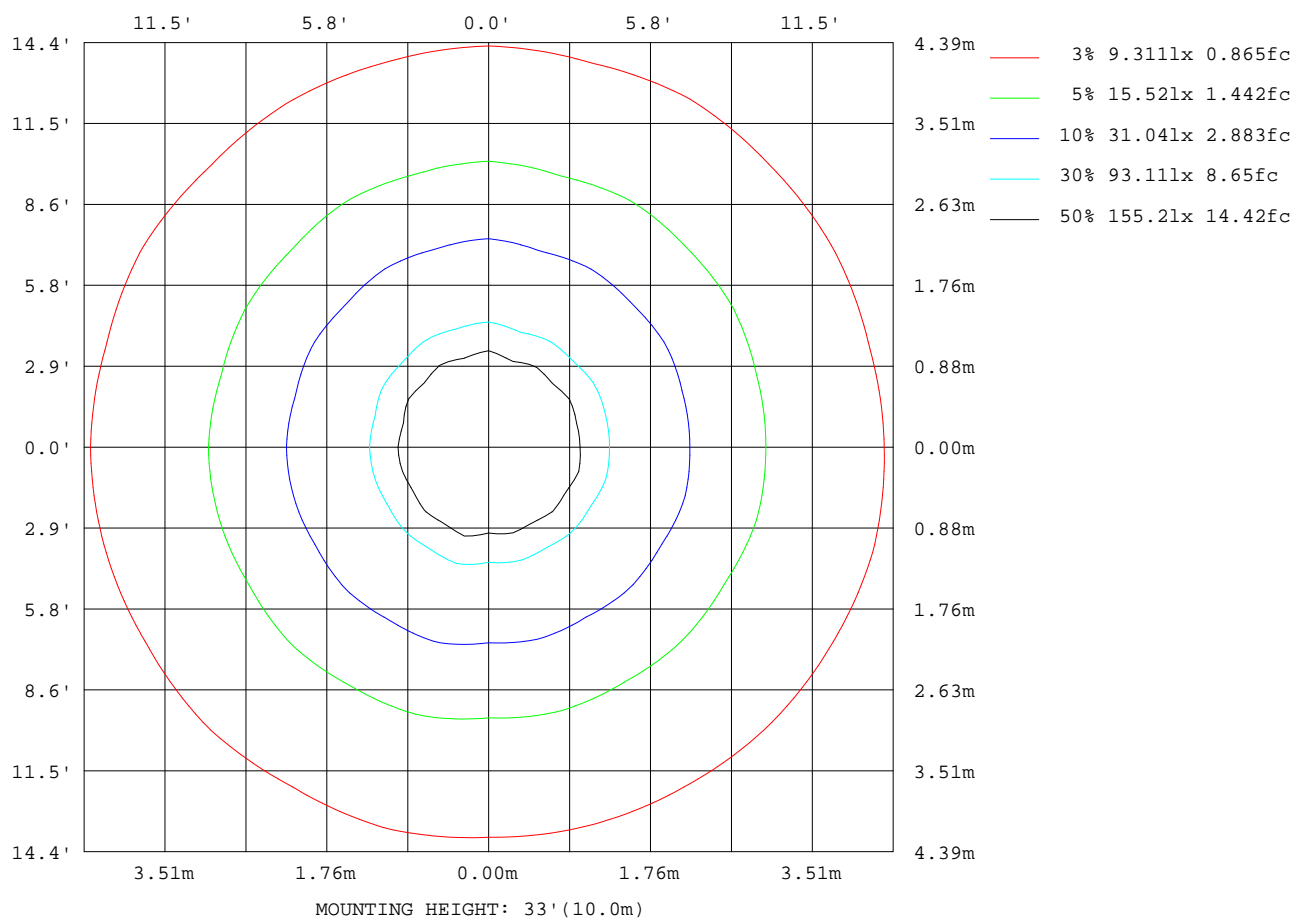
Note: The Curves indicate the illuminated area and the average illumination when the luminaire is at different distance.

C Range: 0 - 360DEG
C Interval: 15.0DEG
Test Speed: HIGH
Temperature: 25.3DEG
Operators: ZhangXiao
Test Date: 2016-09-08

γ Range: 0 - 180DEG
γ Interval: 1.0DEG
Test System: EVERFINE GO-2000B_V1 SYSTEM V2.0.265
Humidity: 65.0%
Test Distance: 6.590m [K=1.0000]
Remarks:

ISOLUX DIAGRAM

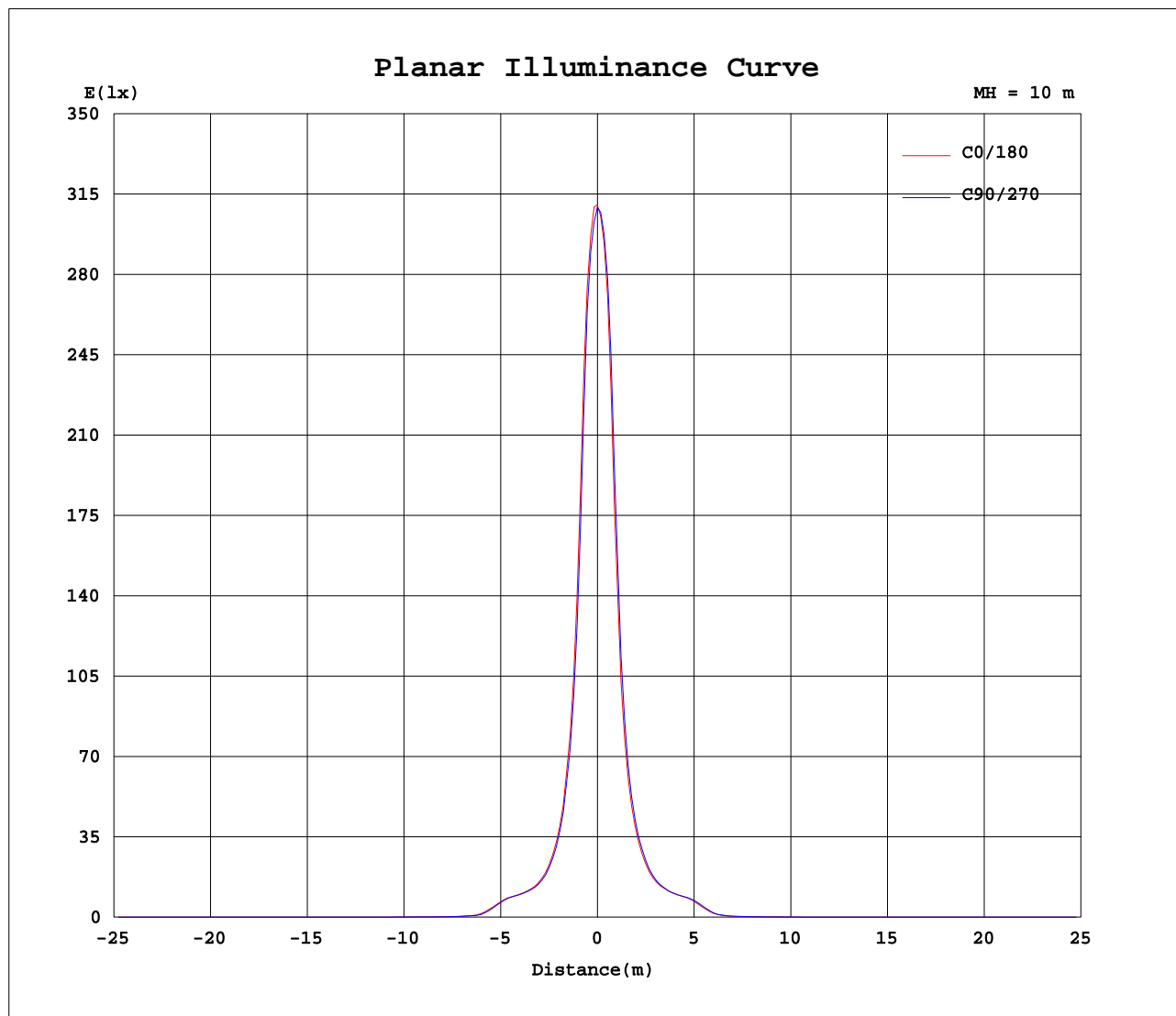
Test:U:226.5V I:0.1260A P:27.50W PF:0.9600 Lamp Flux:2601.5x1 lm		
NAME:	TYPE:	WEIGHT:
DIM.:	SPEC.:	SERIAL No.:
MFR.: Rayconn	SUR.:	PROTECTION ANGLE:



C Range: 0 - 360DEG
C Interval: 15.0DEG
Test Speed: HIGH
Temperature: 25.3DEG
Operators: ZhangXiao
Test Date: 2016-09-08

γ Range: 0 - 180DEG
γ Interval: 1.0DEG
Test System: EVERFINE GO-2000B_V1 SYSTEM V2.0.265
Humidity: 65.0%
Test Distance: 6.590m [K=1.0000]
Remarks:

Planar Illuminance Curve



C Range: 0 - 360DEG
C Interval: 15.0DEG
Test Speed: HIGH
Temperature: 25.3DEG
Operators: ZhangXiao
Test Date: 2016-09-08

γ Range: 0 - 180DEG
 γ Interval: 1.0DEG
Test System: EVERFINE GO-2000B_V1 SYSTEM V2.0.265
Humidity: 65.0%
Test Distance: 6.590m [K=1.0000]
Remarks:

LUMINOUS DISTRIBUTION INTENSITY DATA

Test:U:226.5V I:0.1260A P:27.50W PF:0.9600 Lamp Flux:2601.5x1 lm																				
NAME:										TYPE:					WEIGHT:					
DIM.:										SPEC.:					SERIAL No.:					
MFR.: Rayconn										SUR.:					PROTECTION ANGLE:					

Table--1

UNIT: ×10cd

C(DEG) γ (DEG)	0	15	30	45	60	75	90	105	120	135	150	165	180	195	210	225	240	255	270
0	3084	3084	3084	3084	3084	3084	3084	3084	3084	3084	3084	3084	3084	3084	3084	3084	3084	3084	3084
5	1865	1882	1794	1815	1733	1771	1704	1864	1775	1816	1754	1802	1801	1773	1889	1856	1949	1903	1977
10	507	511	486	495	476	491	477	517	494	505	491	505	507	497	522	512	538	526	550
15	215	217	208	210	204	210	205	218	214	221	215	221	219	214	221	218	229	227	233
20	136	137	135	136	135	136	134	137	136	139	137	140	139	137	139	138	140	139	141
25	111	113	112	111	110	111	110	113	111	114	112	114	113	112	113	112	113	114	115
30	39.4	41.1	36.7	38.1	34.1	36.2	32.6	38.0	35.0	38.8	36.4	40.2	40.5	39.8	44.0	42.1	45.9	43.4	46.3
35	8.17	8.15	7.63	7.71	7.22	7.52	7.29	7.93	7.38	7.66	7.47	7.95	8.02	7.96	8.30	8.09	8.37	8.21	8.72
40	4.44	4.32	4.21	4.16	4.01	4.13	4.20	4.31	4.10	4.16	4.24	4.44	4.41	4.41	4.40	4.28	4.29	4.31	4.52
45	2.46	2.44	2.33	2.34	2.22	2.33	2.34	2.61	2.45	2.50	2.41	2.45	2.36	2.31	2.40	2.29	2.37	2.37	2.59
50	1.29	1.28	1.26	1.24	1.23	1.27	1.30	1.33	1.29	1.28	1.26	1.26	1.23	1.24	1.25	1.24	1.24	1.27	1.33
55	1.03	1.02	1.02	1.01	1.01	1.04	1.06	1.08	1.05	1.05	1.05	1.04	0.9987	1.02	1.02	1.02	1.01	1.03	1.06
60	0.96	0.95	0.95	0.94	0.95	0.96	1.00	1.01	0.98	0.99	0.99	0.98	0.93	0.95	0.95	0.95	0.94	0.97	0.98
65	0.94	0.94	0.94	0.93	0.93	0.94	0.98	1.00	0.98	0.98	0.99	0.97	0.92	0.94	0.94	0.94	0.93	0.95	0.96
70	0.90	0.91	0.90	0.89	0.89	0.90	0.93	0.95	0.94	0.94	0.93	0.92	0.88	0.90	0.89	0.89	0.89	0.90	0.92
75	0.82	0.83	0.82	0.81	0.81	0.82	0.84	0.85	0.85	0.85	0.84	0.82	0.79	0.81	0.80	0.80	0.80	0.82	0.83
80	0.77	0.79	0.77	0.77	0.77	0.77	0.78	0.79	0.79	0.80	0.79	0.77	0.74	0.75	0.75	0.75	0.75	0.76	0.77
85	0.69	0.70	0.69	0.68	0.68	0.68	0.68	0.69	0.71	0.73	0.71	0.68	0.69	0.69	0.69	0.70	0.70	0.72	0.72
90	0.54	0.56	0.54	0.54	0.53	0.53	0.53	0.54	0.57	0.61	0.57	0.54	0.64	0.64	0.64	0.64	0.64	0.65	0.64
95	0.41	0.41	0.40	0.40	0.40	0.40	0.40	0.41	0.43	0.46	0.43	0.40	0.64	0.64	0.64	0.64	0.64	0.65	0.64
100	0.33	0.33	0.33	0.33	0.33	0.33	0.34	0.33	0.35	0.36	0.34	0.34	0.65	0.65	0.65	0.65	0.65	0.65	0.65
105	0.41	0.40	0.41	0.41	0.41	0.41	0.41	0.41	0.42	0.42	0.42	0.41	0.66	0.66	0.66	0.66	0.66	0.66	0.66
110	0.52	0.52	0.53	0.53	0.53	0.53	0.53	0.53	0.53	0.53	0.53	0.53	0.68	0.69	0.68	0.68	0.68	0.68	0.68
115	0.59	0.58	0.59	0.59	0.59	0.59	0.59	0.59	0.59	0.59	0.59	0.59	0.72	0.73	0.72	0.72	0.72	0.72	0.72
120	0.65	0.64	0.65	0.65	0.65	0.65	0.65	0.65	0.65	0.65	0.65	0.65	0.79	0.79	0.78	0.78	0.78	0.78	0.78
125	0.77	0.76	0.78	0.77	0.79	0.78	0.79	0.77	0.78	0.78	0.78	0.78	0.91	0.91	0.90	0.91	0.89	0.90	0.90
130	1.06	1.05	1.07	1.07	1.09	1.08	1.09	1.07	1.08	1.07	1.08	1.08	1.16	1.17	1.15	1.16	1.14	1.15	1.14
135	1.50	1.50	1.52	1.51	1.53	1.52	1.53	1.51	1.52	1.52	1.53	1.52	1.55	1.56	1.53	1.54	1.52	1.54	1.52
140	1.82	1.82	1.83	1.83	1.83	1.83	1.83	1.83	1.83	1.83	1.84	1.84	1.85	1.85	1.84	1.85	1.83	1.84	1.83
145	1.99	1.99	1.99	1.99	2.00	2.00	2.00	2.00	2.00	2.00	2.01	2.01	2.02	2.03	2.02	2.02	2.01	2.02	2.01
150	2.10	2.10	2.10	2.10	2.10	2.11	2.11	2.11	2.11	2.12	2.12	2.12	2.14	2.14	2.13	2.14	2.13	2.14	2.13
155	2.18	2.18	2.18	2.18	2.18	2.19	2.19	2.19	2.19	2.20	2.20	2.20	2.21	2.21	2.20	2.21	2.20	2.21	2.20
160	2.23	2.23	2.23	2.23	2.23	2.24	2.24	2.25	2.24	2.25	2.25	2.26	2.25	2.25	2.25	2.25	2.24	2.25	2.25
165	2.26	2.26	2.26	2.26	2.26	2.27	2.26	2.28	2.27	2.28	2.28	2.29	2.27	2.27	2.27	2.27	2.27	2.27	2.27
170	2.24	2.24	2.24	2.24	2.23	2.24	2.24	2.26	2.25	2.26	2.26	2.27	2.26	2.26	2.26	2.27	2.26	2.27	2.27
175	2.06	2.06	2.05	2.05	2.04	2.05	2.05	2.08	2.06	2.07	2.07	2.08	2.12	2.12	2.13	2.13	2.13	2.14	2.14
180	1.90	1.90	1.90	1.91	1.91	1.92	1.92	1.92	1.92	1.93	1.93	1.93	1.90	1.90	1.90	1.91	1.91	1.92	1.92

C Range: 0 - 360DEG
C Interval: 15.0DEG
Test Speed: HIGH
Temperature:25.3DEG
Operators:ZhangXiao
Test Date:2016-09-08

γ Range: 0 - 180DEG
γ Interval: 1.0DEG
Test System:EVERFINE GO-2000B_V1 SYSTEM V2.0.265
Humidity:65.0%
Test Distance:6.590m [K=1.0000]
Remarks:

LUMINOUS DISTRIBUTION INTENSITY DATA

Test:U:226.5V I:0.1260A P:27.50W PF:0.9600 Lamp Flux:2601.5x1 lm		
NAME:	TYPE:	WEIGHT:
DIM.:	SPEC.:	SERIAL No.:
MFR.: Rayconn	SUR.:	PROTECTION ANGLE:

Table--2

UNIT: x10cd

C(DEC) γ (DEC)	285	300	315	330	345														
0	3084	3084	3084	3084	3084														
5	1806	1889	1848	1917	1882														
10	512	532	519	537	520														
15	223	228	222	225	218														
20	140	143	141	141	139														
25	113	115	114	113	112														
30	39.5	43.2	41.6	44.0	41.3														
35	8.19	8.44	8.33	8.80	8.65														
40	4.42	4.39	4.45	4.69	4.71														
45	2.55	2.67	2.65	2.73	2.60														
50	1.34	1.35	1.33	1.31	1.29														
55	1.07	1.06	1.06	1.04	1.03														
60	1.00	0.97	0.97	0.95	0.95														
65	0.99	0.96	0.96	0.94	0.93														
70	0.93	0.91	0.92	0.90	0.89														
75	0.84	0.82	0.83	0.82	0.82														
80	0.77	0.76	0.78	0.76	0.76														
85	0.73	0.72	0.75	0.72	0.72														
90	0.65	0.67	0.66	0.66	0.65														
95	0.65	0.67	0.69	0.65	0.65														
100	0.65	0.66	0.67	0.65	0.65														
105	0.66	0.66	0.67	0.66	0.66														
110	0.69	0.68	0.69	0.69	0.69														
115	0.73	0.72	0.73	0.73	0.73														
120	0.79	0.78	0.79	0.79	0.80														
125	0.92	0.90	0.91	0.91	0.92														
130	1.17	1.15	1.17	1.15	1.17														
135	1.56	1.54	1.56	1.54	1.56														
140	1.86	1.84	1.86	1.85	1.87														
145	2.04	2.02	2.04	2.03	2.04														
150	2.15	2.14	2.15	2.14	2.16														
155	2.22	2.21	2.23	2.22	2.23														
160	2.26	2.25	2.27	2.26	2.27														
165	2.28	2.27	2.29	2.28	2.29														
170	2.28	2.27	2.28	2.28	2.29														
175	2.14	2.14	2.15	2.15	2.16														
180	1.92	1.92	1.93	1.93	1.94														

C Range: 0 - 360DEG
C Interval: 15.0DEG
Test Speed: HIGH
Temperature:25.3DEG
Operators:ZhangXiao
Test Date:2016-09-08

γ Range: 0 - 180DEG
γ Interval: 1.0DEG
γ Test System:EVERFINE GO-2000B_V1 SYSTEM V2.0.265
Humidity:65.0%
Test Distance:6.590m [K=1.0000]
Remarks: