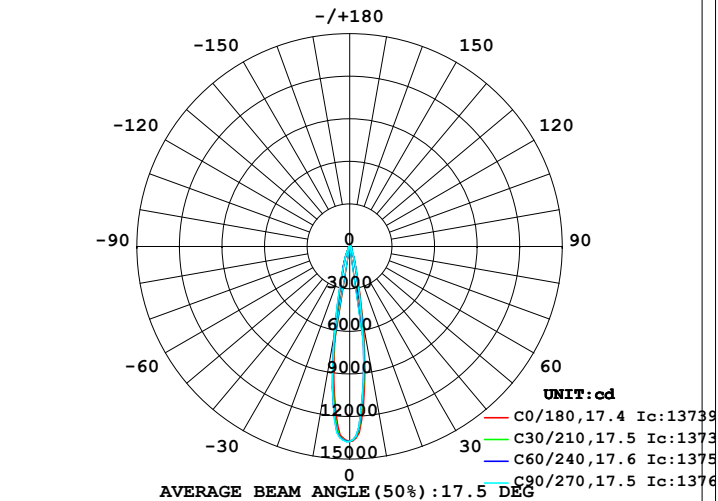


LUMINAIRE PHOTOMETRIC TEST REPORT

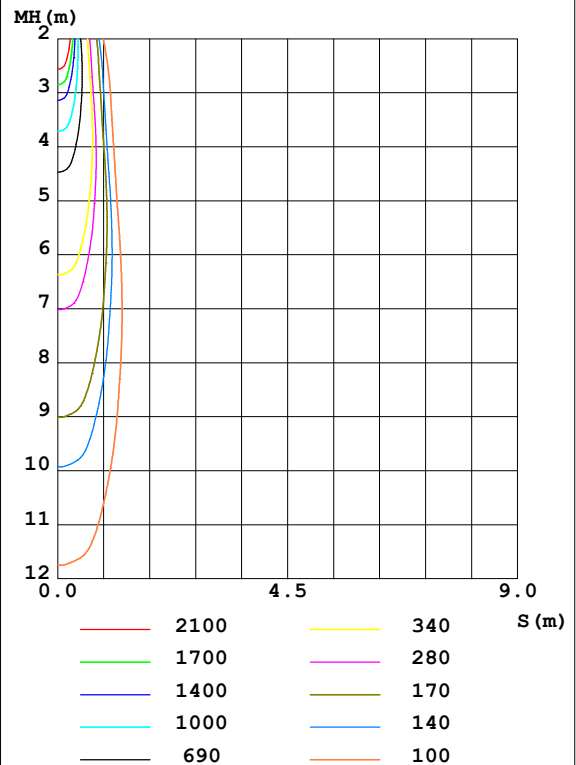
Test:U:225.0V I:0.1410A P:30.60W PF:0.9620 Freq:0Hz Lamp Flux:1904.92x1 lm		
NAME: ALST85-32G30-S	TYPE:	WEIGHT:
SPEC.:	DIM.:	SERIAL No.:
MFR.:	SUR.:76	Shielding Angle:

DATA OF LAMP		PHOTOMETRIC DATA Eff: 62.25 lm/W			
MODEL	3000K CRI90	I _{max} (cd)	13763	S/MH(C0/180)	0.30
NOMINAL POWER(W)	32	LOR(%)	100.0	S/MH(C90/270)	0.32
RATED VOLTAGE(V)	220-240	TOTAL FLUX(lm)	1904.9	η UP,DN(C0-180)	0.0,46.9
NOMINAL FLUX(lm)	1904.92	CIE CLASS	DIRECT	η UP,DN(C180-360)	0.0,53.1
LAMPS INSIDE	1	η up(%)	0.0	CIBSE SHR NOM	0.00
TEST VOLTAGE(V)	230	η down(%)	100.0	CIBSE SHR MAX	1.00

LUMINOUS INTENSITY DISTRIBUTION DIAGRAM



C0 PLANE ISOLUX DIAGRAM (UNIT:lx)



C Range: 0 - 360DEG
C Interval: 15.0DEG
Test Speed: HIGH
Temperature:25.3DEG
Operators:AE
Test Date:2020-10-29

γ Range: 0 - 90DEG
γ Interval: 1.0DEG
Test System:EVERFINE GO-2000B_V1 SYSTEM V2.0.362
Humidity:65.0%
Test Distance:7.240m [K=1.0000]
Remarks:

ZONAL FLUX DIAGRAM

ZONAL FLUX DIAGRAM:

γ	C0	C45	C90	C135	C180	C225	C270	C315	γ	Φ zone	Φ total	%lum, lamp
10	532.7	508.9	478.7	513.2	566.7	594.4	625.8	577.5	0- 10	884.7	884.7	46.4, 46.4
20	92.87	91.67	90.50	96.96	105.3	110.3	111.9	101.3	10- 20	625.9	1511	79.3, 79.3
30	23.86	23.64	23.17	24.82	26.59	27.92	27.92	25.45	20- 30	238.8	1749	91.8, 91.8
40	8.195	8.054	7.948	8.391	9.071	9.623	9.420	8.629	30- 40	95.23	1845	96.8, 96.8
50	2.338	2.216	2.247	2.465	2.651	2.913	2.769	2.452	40- 50	39.01	1884	98.9, 98.9
60	0.5999	0.4962	0.4811	0.5221	0.6245	0.8149	0.8286	0.6852	50- 60	13.91	1897	99.6, 99.6
70	0.2892	0.2668	0.2642	0.2608	0.2911	0.2988	0.3002	0.3022	60- 70	3.958	1901	99.8, 99.8
80	0.1343	0.1271	0.1286	0.1250	0.1301	0.1421	0.1420	0.1385	70- 80	2.160	1904	99.9, 99.9
90	0.1607	0.1642	0.1634	0.1599	0.0807	0.0829	0.0811	0.0827	80- 90	1.356	1905	100, 100
100									90-100			
110									100-110			
120									110-120			
130									120-130			
140									130-140			
150									140-150			
160									150-160			
170									160-170			
180									170-180			
DEG	LUMINOUS INTENSITY: $\times 10\text{cd}$									UNIT: lm		

Conical surface Flux(90deg): 1869.2 lm

%lum = 98.1%

%lamp = 98.1%

Conical surface Flux(120deg): 1897.4 lm

%lum = 99.6%

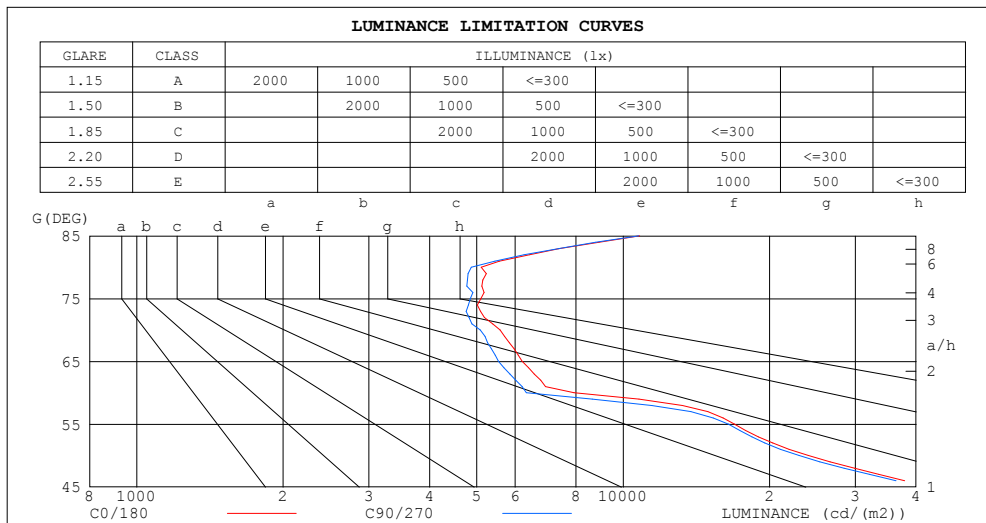
%lamp = 99.6%

C Range: 0 - 360DEG
 C Interval: 15.0DEG
 Test Speed: HIGH
 Temperature: 25.3DEG
 Operators: AE
 Test Date: 2020-10-29

γ Range: 0 - 90DEG
 γ Interval: 1.0DEG
 Test System: EVERFINE GO-2000B_V1 SYSTEM V2.0.362
 Humidity: 65.0%
 Test Distance: 7.240m [K=1.0000]
 Remarks:

LUMINANCE LIMITATION CURVES

Test:U:225.0V I:0.1410A P:30.60W PF:0.9620 Freq:0Hz Lamp Flux:1904.92x1 lm		
NAME: ALST85-32G30-S	TYPE:	WEIGHT:
SPEC.:	DIM.:	SERIAL No.:
MFR.:	SUR.:76	Shielding Angle:



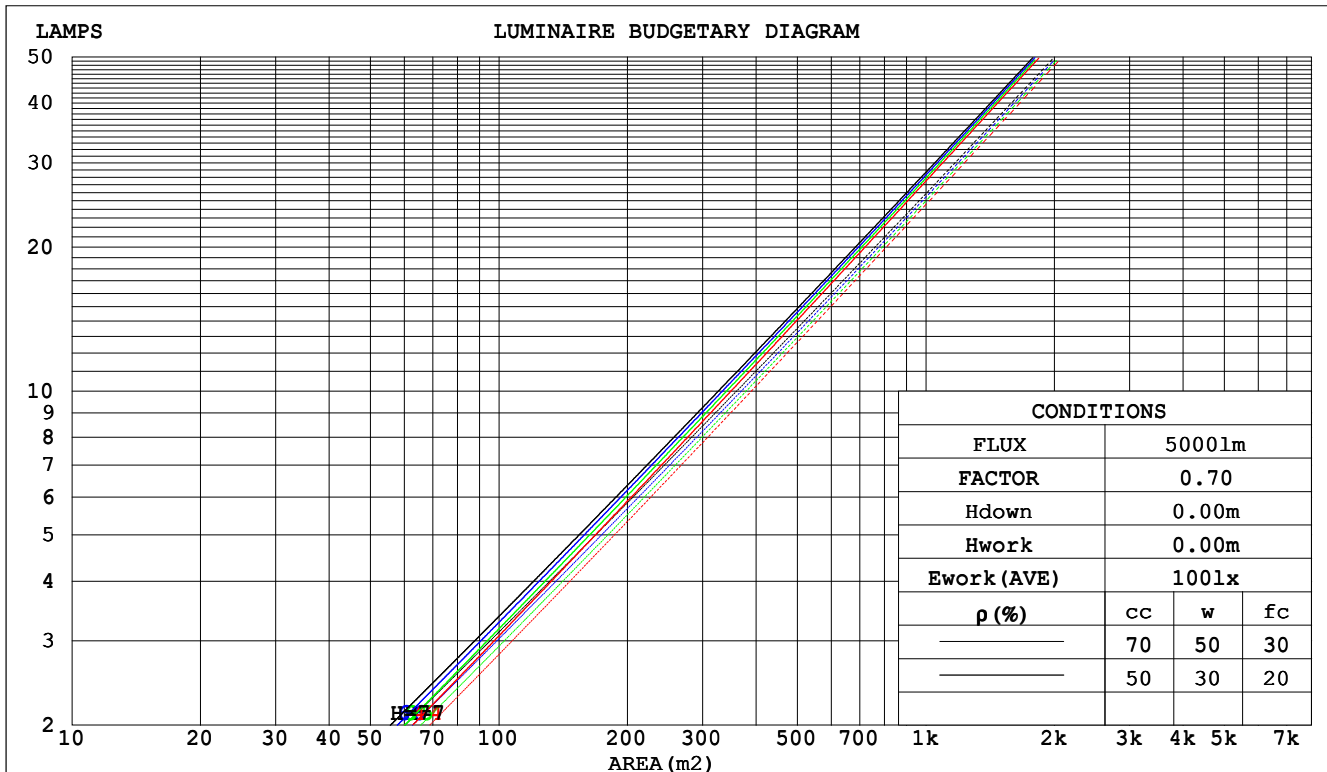
C Range: 0 - 360DEG
C Interval: 15.0DEG
Test Speed: HIGH
Temperature: 25.3DEG
Operators: AE
Test Date: 2020-10-29

γ Range: 0 - 90DEG
γ Interval: 1.0DEG
Test System: EVERFINE GO-2000B_V1 SYSTEM V2.0.362
Humidity: 65.0%
Test Distance: 7.240m [K=1.0000]
Remarks:

CU AND LUMINAIRE BUDGETARY ESTIMATE DIAGRAM

Test:U:225.0V I:0.1410A P:30.60W PF:0.9620 Freq:0Hz Lamp Flux:1904.92x1 lm		
NAME: ALST85-32G30-S	TYPE:	WEIGHT:
SPEC.:	DIM.:	SERIAL No.:
MFR.:	SUR.:76	Shielding Angle:

pcc	80%			70%			50%			30%			10%			0
pw	50%	30%	10%	50%	30%	10%	50%	30%	10%	50%	30%	10%	50%	30%	10%	0
pfc	20%			20%			20%			20%			20%			0
RCR	RCR:Room Cavity Ratio						Coefficients of Utilization(CU)									
0.0	1.19	1.19	1.19	1.16	1.16	1.16	1.11	1.11	1.11	1.06	1.06	1.06	1.02	1.02	1.02	1.00
1.0	1.13	1.11	1.09	1.11	1.09	1.08	1.07	1.06	1.04	1.03	1.02	1.01	.00	.99	.98	.97
2.0	1.08	1.05	1.03	1.06	1.04	1.01	1.03	1.01	.99	1.00	.99	.97	.98	.96	.95	.94
3.0	1.03	.00	.97	1.02	.99	.96	.00	.97	.95	.97	.95	.93	.95	.94	.92	.91
4.0	.00	.96	.93	.99	.95	.92	.97	.94	.91	.95	.92	.90	.93	.91	.89	.88
5.0	.96	.92	.89	.95	.92	.89	.94	.91	.88	.92	.90	.88	.91	.89	.87	.86
6.0	.93	.89	.86	.93	.89	.86	.91	.88	.86	.90	.87	.85	.89	.86	.84	.83
7.0	.91	.87	.84	.90	.86	.84	.89	.86	.83	.88	.85	.83	.87	.84	.82	.81
8.0	.88	.84	.81	.88	.84	.81	.87	.83	.81	.86	.83	.81	.85	.82	.80	.79
9.0	.86	.82	.79	.85	.82	.79	.85	.81	.79	.84	.81	.79	.83	.81	.79	.78
10.0	.84	.80	.77	.83	.80	.77	.83	.79	.77	.82	.79	.77	.82	.79	.77	.76



C Range: 0 - 360DEG
 C Interval: 15.0DEG
 Test Speed: HIGH
 Temperature:25.3DEG
 Operators:AE
 Test Date:2020-10-29

γ Range: 0 - 90DEG
 γ Interval: 1.0DEG
 Test System:EVERFINE GO-2000B_V1 SYSTEM V2.0.362
 Humidity:65.0%
 Test Distance:7.240m [K=1.0000]
 Remarks:

WEC AND CCEC

Test:U:225.0V I:0.1410A P:30.60W PF:0.9620 Freq:0Hz Lamp Flux:1904.92x1 lm					
NAME: ALST85-32G30-S			TYPE:		WEIGHT:
SPEC.:			DIM.:		SERIAL No.:
MFR.:			SUR.:76		Shielding Angle:

pcc	80%			70%			50%			30%			10%			0
pw	50%	30%	10%	50%	30%	10%	50%	30%	10%	50%	30%	10%	50%	30%	10%	0
pfc	20%			20%			20%			20%			20%			0
RCR	RCR:Room Cavity Ratio						Wall Exitance Coefficients(WEC)									
0.0																
1.0	.134	.076	.024	.128	.073	.023	.115	.066	.021	.104	.060	.019	.093	.054	.017	
2.0	.124	.068	.021	.119	.065	.020	.109	.060	.019	.099	.056	.017	.090	.051	.016	
3.0	.115	.061	.018	.111	.059	.018	.102	.055	.017	.095	.052	.016	.087	.048	.015	
4.0	.108	.056	.016	.104	.054	.016	.097	.051	.015	.090	.048	.015	.084	.046	.014	
5.0	.101	.051	.015	.098	.050	.015	.092	.048	.014	.086	.045	.014	.081	.043	.013	
6.0	.095	.048	.014	.092	.047	.013	.087	.045	.013	.082	.043	.013	.078	.041	.012	
7.0	.090	.045	.013	.088	.044	.012	.083	.042	.012	.079	.040	.012	.075	.039	.011	
8.0	.085	.042	.012	.083	.041	.012	.079	.040	.011	.076	.038	.011	.072	.037	.011	
9.0	.081	.039	.011	.080	.039	.011	.076	.038	.011	.073	.037	.010	.070	.035	.010	
10.0	.078	.037	.010	.076	.037	.010	.073	.036	.010	.070	.035	.010	.067	.034	.010	

pcc	80%			70%			50%			30%			10%			0
pw	50%	30%	10%	50%	30%	10%	50%	30%	10%	50%	30%	10%	50%	30%	10%	0
pfc	20%			20%			20%			20%			20%			0
RCR	RCR:Room Cavity Ratio						Ceiling Cavity Exitance Coefficients(CCEC)									
0.0	.190	.190	.190	.163	.163	.163	.111	.111	.111	.064	.064	.064	.020	.020	.020	
1.0	.168	.158	.148	.144	.135	.128	.098	.093	.088	.057	.054	.051	.018	.017	.017	
2.0	.150	.133	.118	.128	.114	.102	.088	.079	.071	.051	.046	.042	.016	.015	.014	
3.0	.135	.113	.096	.115	.098	.083	.079	.068	.058	.046	.040	.034	.015	.013	.011	
4.0	.122	.098	.079	.105	.085	.069	.072	.059	.049	.042	.035	.029	.013	.011	.009	
5.0	.111	.085	.066	.096	.074	.058	.066	.052	.041	.038	.030	.024	.012	.010	.008	
6.0	.102	.075	.056	.088	.065	.049	.061	.046	.035	.035	.027	.021	.011	.009	.007	
7.0	.094	.067	.048	.081	.058	.042	.056	.041	.030	.033	.024	.018	.011	.008	.006	
8.0	.088	.060	.041	.075	.052	.036	.052	.037	.026	.030	.022	.015	.010	.007	.005	
9.0	.082	.055	.036	.070	.047	.032	.049	.033	.022	.028	.020	.013	.009	.006	.004	
10.0	.077	.050	.032	.066	.043	.028	.046	.030	.020	.027	.018	.012	.009	.006	.004	

C Range: 0 - 360DEG
C Interval: 15.0DEG
Test Speed: HIGH
Temperature:25.3DEG
Operators:AE
Test Date:2020-10-29

γ Range: 0 - 90DEG
γ Interval: 1.0DEG
Test System:EVERFINE GO-2000B_V1 SYSTEM V2.0.362
Humidity:65.0%
Test Distance:7.240m [K=1.0000]
Remarks:

UGR(Unified Glare Rating) Table

Test:U:225.0V I:0.1410A P:30.60W PF:0.9620 Freq:0Hz Lamp Flux:1904.92x1 lm											
NAME: ALST85-32G30-S						TYPE:		WEIGHT:			
SPEC.:						DIM.:		SERIAL No.:			
MFR.:						SUR.:76		Shielding Angle:			
ceiling/cavity	0.7	0.7	0.5	0.5	0.3	0.7	0.7	0.5	0.5	0.3	
walls	0.5	0.3	0.5	0.3	0.3	0.5	0.3	0.5	0.3	0.3	
working plane	0.2	0.2	0.2	0.2	0.2	0.2	0.2	0.2	0.2	0.2	
Room dimensions		Viewed crosswise					Viewed endwise				
x = 2H y = 2H		13.8	14.4	14.0	14.6	14.7	13.7	14.3	13.9	14.4	14.6
	3H	13.8	14.4	14.0	14.5	14.7	13.6	14.2	13.8	14.4	14.6
	4H	13.7	14.3	14.0	14.5	14.7	13.6	14.1	13.8	14.3	14.6
	6H	13.7	14.2	14.0	14.5	14.7	13.5	14.1	13.8	14.3	14.5
	8H	13.7	14.2	14.0	14.5	14.7	13.5	14.0	13.8	14.3	14.5
	12H	13.7	14.2	14.0	14.5	14.7	13.6	14.0	13.9	14.3	14.6
4H	2H	13.7	14.2	13.9	14.4	14.6	13.5	14.1	13.8	14.3	14.5
	3H	13.6	14.1	13.9	14.4	14.6	13.5	14.0	13.8	14.2	14.5
	4H	13.6	14.1	13.9	14.3	14.6	13.5	13.9	13.8	14.2	14.5
	6H	13.6	14.0	14.0	14.3	14.7	13.4	13.8	13.8	14.2	14.5
	8H	13.6	14.0	14.0	14.3	14.7	13.4	13.8	13.8	14.2	14.5
	12H	13.7	14.0	14.1	14.4	14.8	13.5	13.9	13.9	14.2	14.6
8H	4H	13.5	13.9	13.9	14.2	14.6	13.3	13.7	13.7	14.1	14.4
	6H	13.5	13.8	13.9	14.2	14.6	13.3	13.7	13.8	14.0	14.5
	8H	13.5	13.8	14.0	14.2	14.7	13.4	13.7	13.8	14.1	14.5
	12H	13.7	13.9	14.1	14.4	14.8	13.5	13.8	14.0	14.2	14.7
12H	4H	13.4	13.8	13.8	14.2	14.5	13.3	13.6	13.7	14.0	14.4
	6H	13.5	13.7	13.9	14.2	14.6	13.3	13.6	13.7	14.0	14.4
	8H	13.5	13.8	14.0	14.2	14.7	13.4	13.6	13.8	14.1	14.5
Variations with the observer position at spacings:											
S = 1.0H	+ 2.3 / - 4.2					+ 2.2 / - 4.3					
1.5H	+ 3.8 / - 3.3					+ 3.6 / - 3.2					
2.0H	+ 4.4 / - 3.6					+ 4.3 / - 3.6					

CIE Pub.117, 1905 lm Total Lamp Luminous Flux Correct ($8\log(F/F_0) = 2.2$)

C Range: 0 - 360DEG
C Interval: 15.0DEG
Test Speed: HIGH
Temperature:25.3DEG
Operators:AE
Test Date:2020-10-29

γ Range: 0 - 90DEG
 γ Interval: 1.0DEG
Test System:EVERFINE GO-2000B_V1 SYSTEM V2.0.362
Humidity:65.0%
Test Distance:7.240m [K=1.0000]
Remarks:

UTILIZATION FACTORS TABLE

Test:U:225.0V I:0.1410A P:30.60W PF:0.9620 Freq:0Hz Lamp Flux:1904.92x1 lm		
NAME: ALST85-32G30-S	TYPE:	WEIGHT:
SPEC.:	DIM.:	SERIAL No.:
MFR.:	SUR.:76	Shielding Angle:

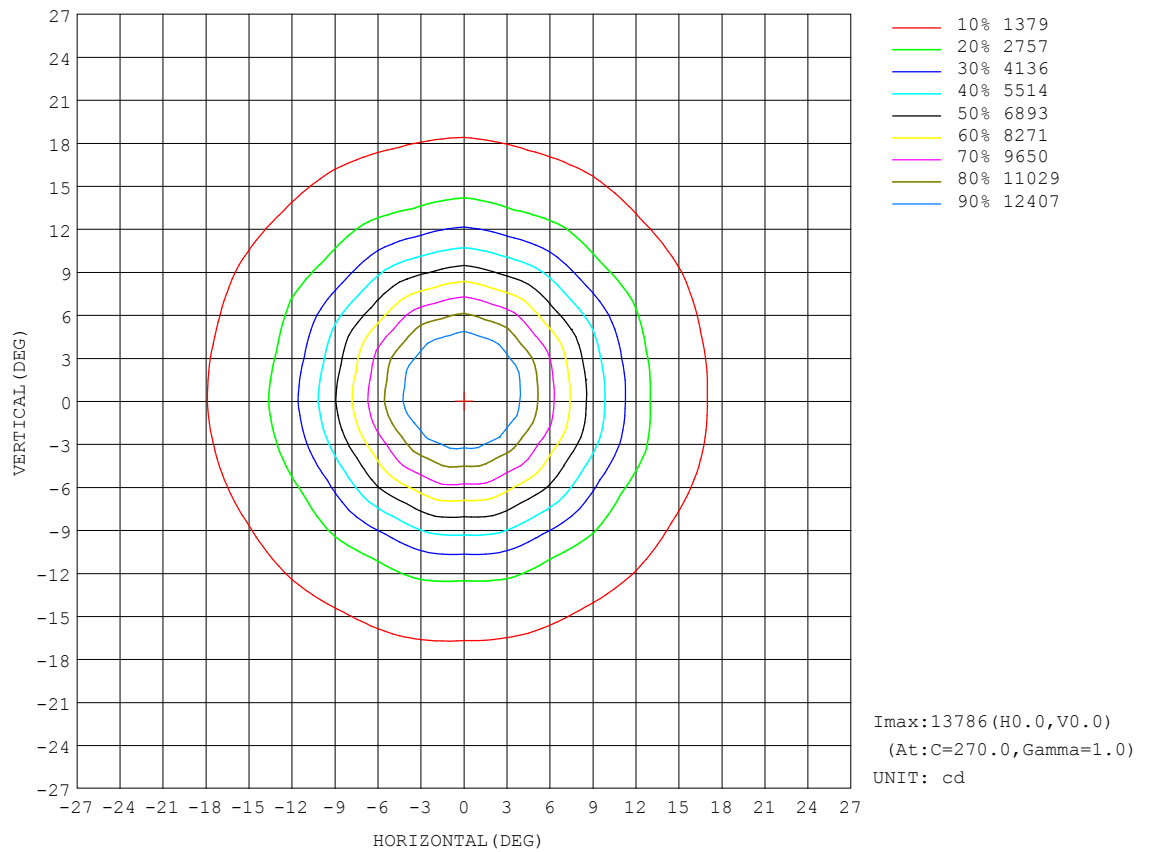
REFLECTANCE										
Ceiling	0.8	0.8	0.8	0.7	0.7	0.7	0.5	0.5	0.5	0
Walls	0.7	0.5	0.3	0.7	0.5	0.3	0.7	0.5	0.3	0
Working plane	0.2	0.2	0.2	0.2	0.2	0.2	0.2	0.2	0.2	0
ROOM INDEX	UTILIZATION FACTORS (PERCENT) $k(RI) \times RCR = 5$									
$k = 0.60$	90	84	80	89	83	80	88	83	80	76
0.80	97	91	88	96	91	88	95	90	87	84
1.00	101	96	92	100	95	92	98	95	91	88
1.25	104	100	96	103	99	96	102	98	95	91
1.50	107	103	99	106	102	99	104	100	98	94
2.00	109	105	102	108	104	102	105	102	100	95
2.50	111	107	105	109	106	104	106	104	102	96
3.00	112	109	107	111	108	105	107	105	103	97
4.00	114	112	110	112	110	108	109	107	105	99
5.00	115	113	112	113	112	110	109	108	107	99
ROOM INDEX	UF (total)									Direct
According to DIN EN 13032-2 2004			Suspended					SHRNOM = 1.25		

C Range: 0 - 360DEG
C Interval: 15.0DEG
Test Speed: HIGH
Temperature:25.3DEG
Operators:AE
Test Date:2020-10-29

γ Range: 0 - 90DEG
 γ Interval: 1.0DEG
Test System:EVERFINE GO-2000B_V1 SYSTEM V2.0.362
Humidity:65.0%
Test Distance:7.240m [K=1.0000]
Remarks:

ISOCANDELA DIAGRAM

Test:U:225.0V I:0.1410A P:30.60W PF:0.9620 Freq:0Hz Lamp Flux:1904.92x1 lm		
NAME: ALST85-32G30-S	TYPE:	WEIGHT:
SPEC.:	DIM.:	SERIAL No.:
MFR.:	SUR.:76	Shielding Angle:

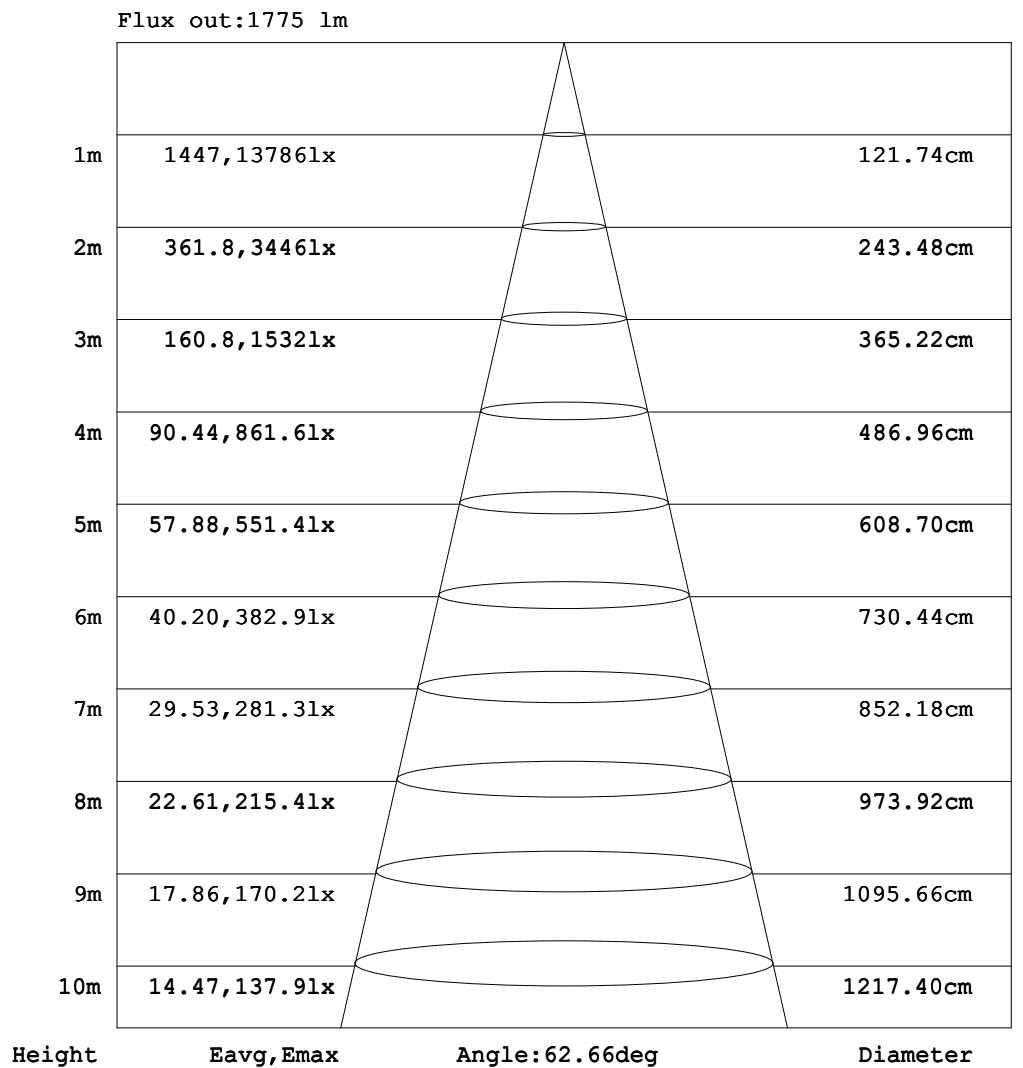


C Range: 0 - 360DEG
C Interval: 15.0DEG
Test Speed: HIGH
Temperature:25.3DEG
Operators:AE
Test Date:2020-10-29

γ Range: 0 - 90DEG
γ Interval: 1.0DEG
Test System:EVERFINE GO-2000B_V1 SYSTEM V2.0.362
Humidity:65.0%
Test Distance:7.240m [K=1.0000]
Remarks:

AAI Figure

Test:U:225.0V I:0.1410A P:30.60W PF:0.9620 Freq:0Hz Lamp Flux:1904.92x1 lm		
NAME: ALST85-32G30-S	TYPE:	WEIGHT:
SPEC.:	DIM.:	SERIAL No.:
MFR.:	SUR.:76	Shielding Angle:



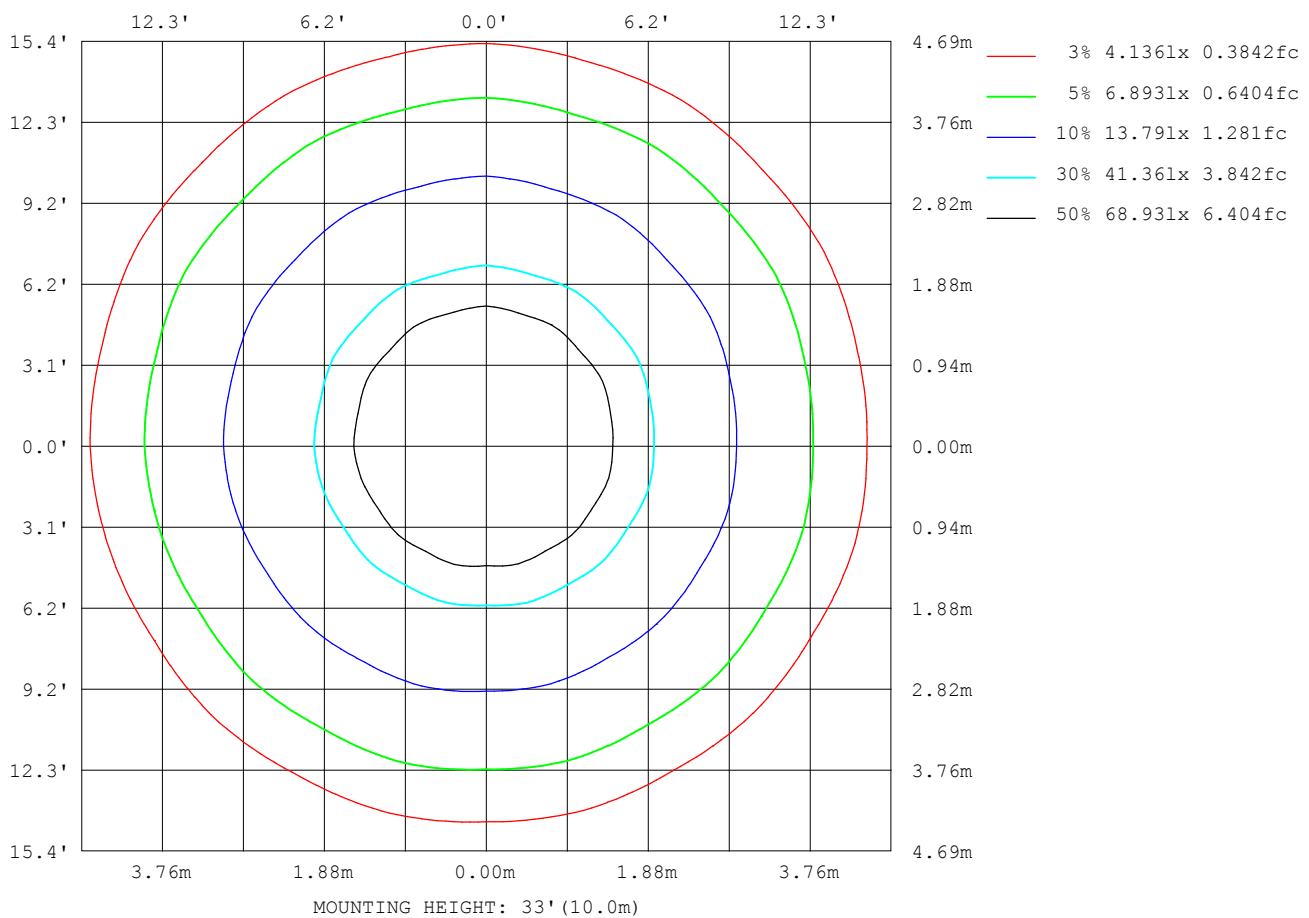
Note: The Curves indicate the illuminated area and the average illumination when the luminaire is at different distance.

C Range: 0 - 360DEG
 C Interval: 15.0DEG
 Test Speed: HIGH
 Temperature: 25.3DEG
 Operators: AE
 Test Date: 2020-10-29

γ Range: 0 - 90DEG
 γ Interval: 1.0DEG
 Test System: EVERFINE GO-2000B_V1 SYSTEM V2.0.362
 Humidity: 65.0%
 Test Distance: 7.240m [K=1.0000]
 Remarks:

ISOLUX DIAGRAM

Test:U:225.0V I:0.1410A P:30.60W PF:0.9620 Freq:0Hz Lamp Flux:1904.92x1 lm		
NAME: ALST85-32G30-S	TYPE:	WEIGHT:
SPEC.:	DIM.:	SERIAL No.:
MFR.:	SUR.:76	Shielding Angle:



C Range: 0 - 360DEG
C Interval: 15.0DEG
Test Speed: HIGH
Temperature:25.3DEG
Operators:AE
Test Date:2020-10-29

γ Range: 0 - 90DEG
γ Interval: 1.0DEG
Test System:EVERFINE GO-2000B_V1 SYSTEM V2.0.362
Humidity:65.0%
Test Distance:7.240m [K=1.0000]
Remarks:

LED Avg.L Report

Test:U:225.0V I:0.1410A P:30.60W PF:0.9620 Freq:0Hz Lamp Flux:1904.92x1 lm		
NAME: ALST85-32G30-S	TYPE:	WEIGHT:
SPEC.:	DIM.:	SERIAL No.:
MFR.:	SUR.:76	Shielding Angle:

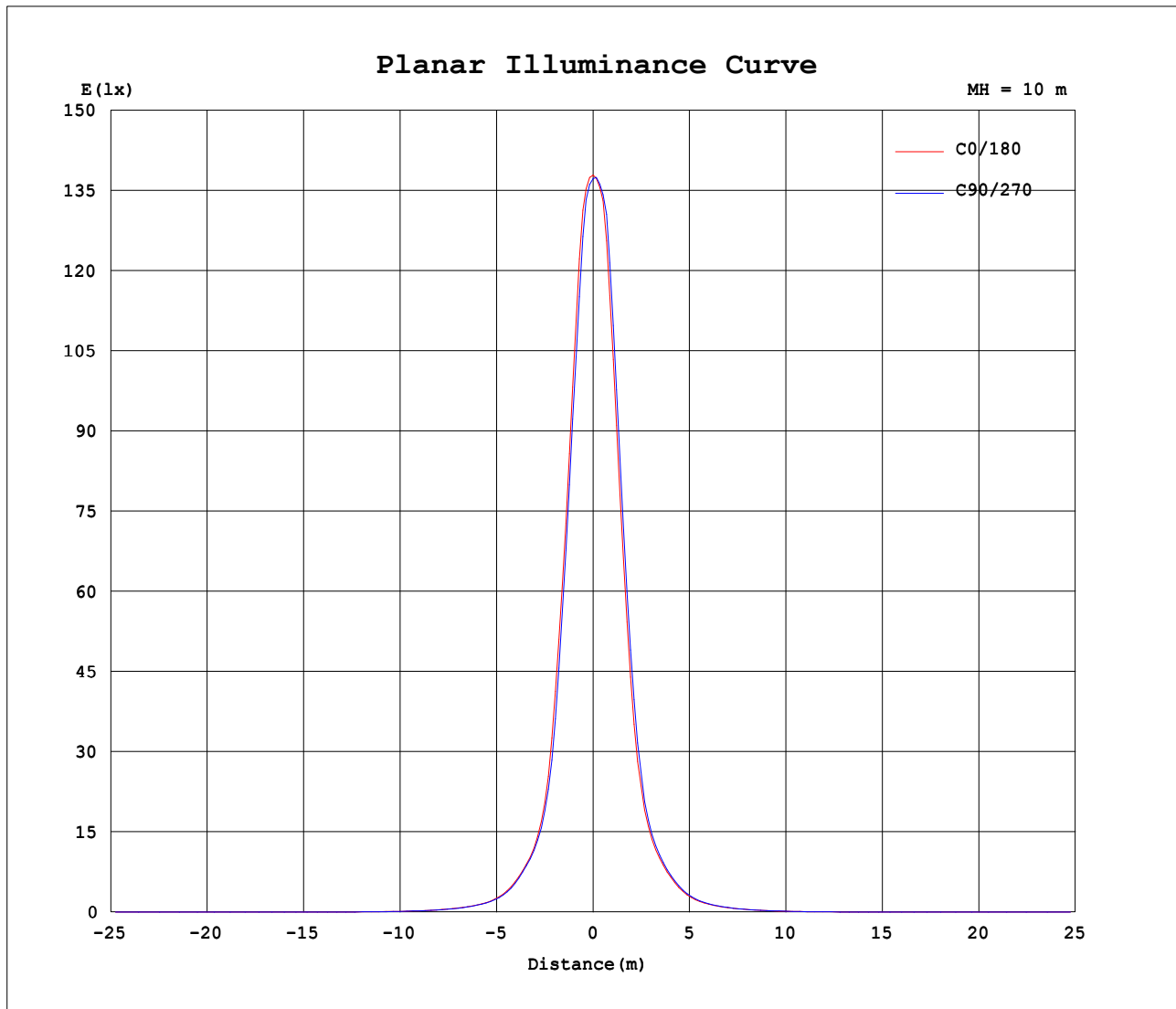
AvgL	cd/m2
L_0~180 (65) av	6136
L_0~180 (75) av	5322
L_0~180 (85) av	9275
L_90~270 (65) av	5987
L_90~270 (75) av	5147
L_90~270 (85) av	9332
L_45 (65) av	6011
L_45 (75) av	5177
L_45 (85) av	9479

Standard: GB/T 29293-2012

C Range: 0 - 360DEG
C Interval: 15.0DEG
Test Speed: HIGH
Temperature:25.3DEG
Operators:AE
Test Date:2020-10-29

γ Range: 0 - 90DEG
γ Interval: 1.0DEG
Test System:EVERFINE GO-2000B_V1 SYSTEM V2.0.362
Humidity:65.0%
Test Distance:7.240m [K=1.0000]
Remarks:

Planar Illuminance Curve



C Range: 0 - 360DEG
C Interval: 15.0DEG
Test Speed: HIGH
Temperature: 25.3DEG
Operators: AE
Test Date: 2020-10-29

γ Range: 0 - 90DEG
 γ Interval: 1.0DEG
Test System: EVERFINE GO-2000B_V1 SYSTEM V2.0.362
Humidity: 65.0%
Test Distance: 7.240m [K=1.0000]
Remarks:

```

γ Range: 0 - 90DEG
γ Interval: 1.0DEG
Test System:EVERFINE GO-2000B_V1 SYSTEM V2.0.362
Humidity:65.0%
Test Distance:7.240m [K=1.0000]
Remarks:

```

```

γ Range: 0 - 90DEG
γ Interval: 1.0DEG
Test System:EVERFINE GO-2000B_V1 SYSTEM V2.0.362
Humidity:65.0%
Test Distance:7.240m [K=1.0000]
Remarks:

```