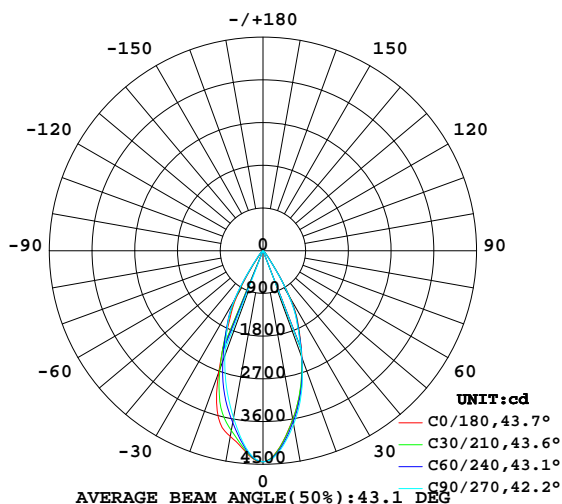


LUMINAIRE PHOTOMETRIC TEST REPORT

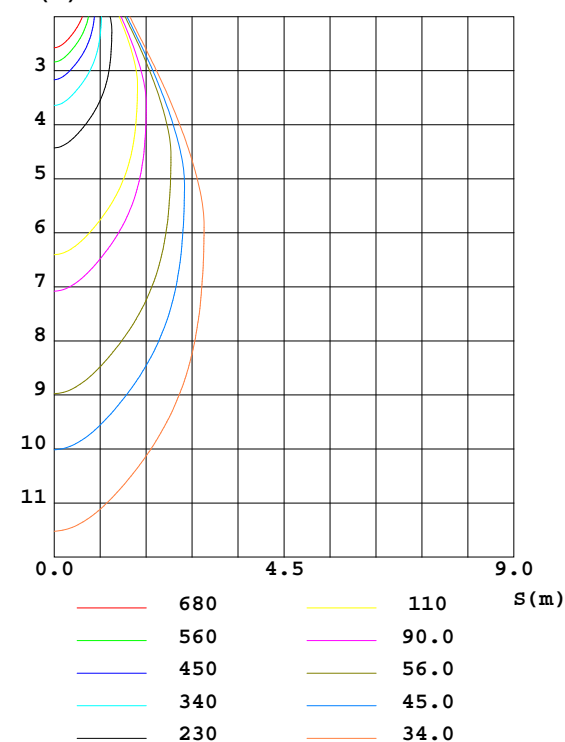
Test:U:226.5V I:0.1270A P:27.70W PF:0.9610 Lamp Flux:2546.7x1 lm		
NAME:	TYPE:	WEIGHT:
DIM.:	SPEC.:	SERIAL No.:
MFR.: Rayconn	SUR.:	PROTECTION ANGLE:

DATA OF LAMP		PHOTOMETRIC DATA Eff: 91.94 lm/W			
MODEL	SD041-30W-940-W-45	Imax(cd)	4449	S/MH(C0/180)	0.67
NOMINAL POWER(W)	28	LOR(%)	100.0	S/MH(C90/270)	0.67
RATED VOLTAGE(V)	226	TOTAL FLUX(lm)	2546.7	η UP,DN(C0-180)	1.3,48.1
NOMINAL FLUX(lm)	2546.7	CIE CLASS	DIRECT	η UP,DN(C180-360)	1.4,49.3
LAMPS INSIDE	1	η up(%)	2.6	CIBSE SHR NOM	0.75
TEST VOLTAGE(V)	226.5	η down(%)	97.4	CIBSE SHR MAX	0.75

LUMINOUS INTENSITY DISTRIBUTION DIAGRAM



C0 PLANE ISOLUX DIAGRAM (UNIT:lx)



C Range: 0 - 360DEG
 C Interval: 15.0DEG
 Test Speed: HIGH
 Temperature:25.3DEG
 Operators:ZhangXiao
 Test Date:2016-09-06

γ Range: 0 - 180DEG
 γ Interval: 1.0DEG
 Test System:EVERFINE GO-2000B_V1 SYSTEM V2.0.265
 Humidity:65.0%
 Test Distance:6.590m [K=1.0000]
 Remarks:

ZONAL FLUX DIAGRAM

ZONAL FLUX DIAGRAM:

γ	C0	C45	C90	C135	C180	C225	C270	C315	γ	Φ zone	Φ total	lum, lamp
10	3608	3648	3712	3843	3973	3739	3576	3588	0- 10	384.1	384.1	15.1,15.1
20	2399	2406	2393	2556	2737	2525	2352	2412	10- 20	874.3	1258	49.4,49.4
30	1138	1119	1068	1109	1098	1184	1225	1200	20- 30	811.4	2070	81.3,81.3
40	146.7	153.2	132.7	129.3	124.6	149.0	186.6	165.0	30- 40	295.6	2365	92.9,92.9
50	38.27	38.66	35.93	35.70	34.91	38.68	48.59	42.00	40- 50	60.83	2426	95.3,95.3
60	18.06	18.14	17.71	17.95	17.79	18.13	19.42	18.34	50- 60	23.44	2450	96.2,96.2
70	11.04	10.97	10.89	11.00	10.84	11.00	11.33	11.03	60- 70	14.00	2464	96.7,96.7
80	7.130	7.073	7.022	7.132	7.481	7.518	7.512	7.341	70- 80	9.452	2473	97.1,97.1
90	4.820	5.077	4.750	4.756	5.641	6.039	5.590	5.602	80- 90	6.762	2480	97.4,97.4
100	4.740	4.838	4.720	4.737	6.044	6.172	5.988	5.980	90-100	5.770	2486	97.6,97.6
110	5.698	5.767	5.800	5.713	7.066	7.041	6.951	6.966	100-110	6.112	2492	97.8,97.8
120	8.122	8.118	8.157	8.069	9.132	9.072	8.996	9.083	110-120	7.305	2499	98.1,98.1
130	11.74	11.71	11.71	11.60	12.21	12.20	12.18	12.32	120-130	9.118	2508	98.5,98.5
140	15.62	15.65	15.67	15.61	15.80	15.85	15.86	15.94	130-140	10.70	2519	98.9,98.9
150	18.75	18.73	18.77	18.95	18.94	18.97	18.92	18.94	140-150	10.93	2530	99.3,99.3
160	19.99	20.02	20.08	20.11	20.23	20.19	20.20	20.25	150-160	9.077	2539	99.7,99.7
170	20.12	20.35	20.39	20.39	20.51	20.48	20.51	20.48	160-170	5.753	2545	99.9,99.9
180	20.82	20.88	20.88	20.92	20.89	20.84	20.91	20.89	170-180	1.961	2547	100,100
DEG	LUMINOUS INTENSITY:cd									UNIT:lm		

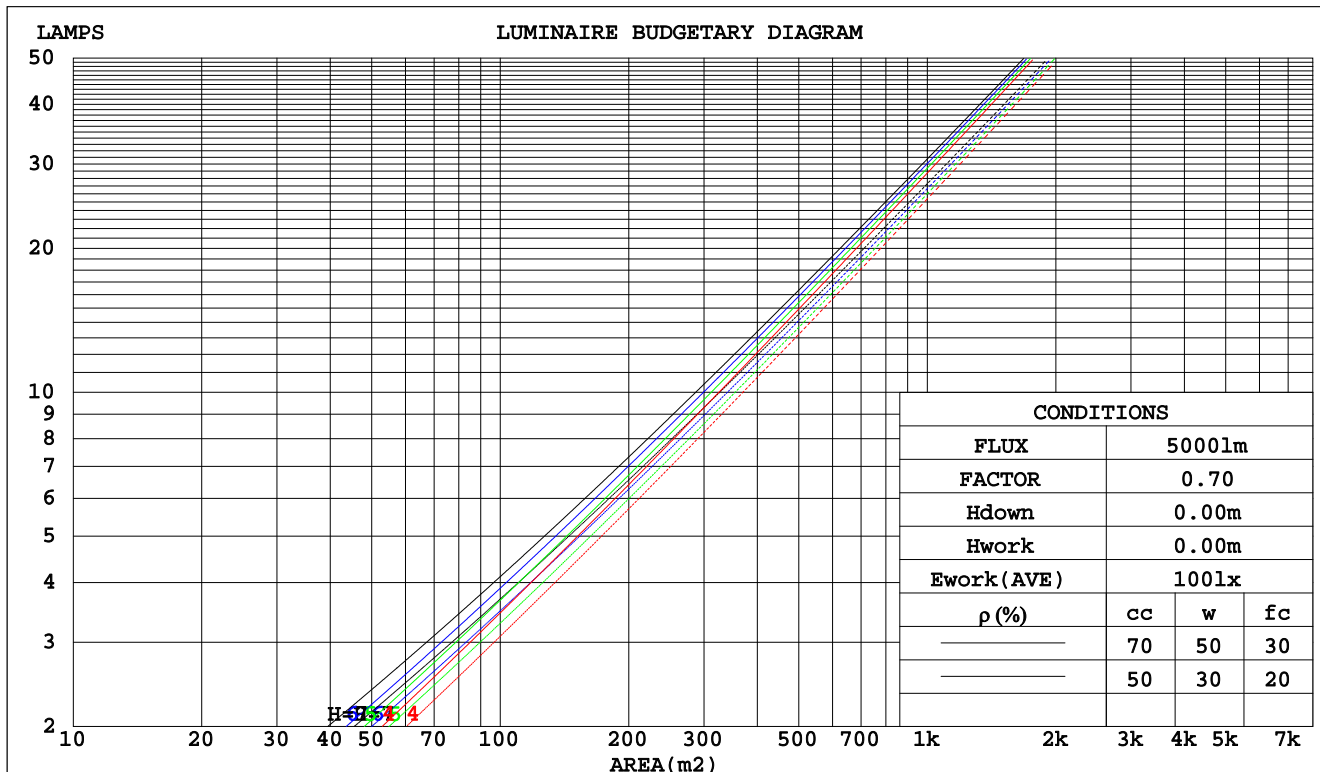
C Range: 0 - 360DEG
C Interval: 15.0DEG
Test Speed: HIGH
Temperature:25.3DEG
Operators:ZhangXiao
Test Date:2016-09-06

γ Range: 0 - 180DEG
γ Interval: 1.0DEG
Test System:EVERFINE GO-2000B_V1 SYSTEM V2.0.265
Humidity:65.0%
Test Distance:6.590m [K=1.0000]
Remarks:

CU AND LUMINAIRE BUDGETARY ESTIMATE DIAGRAM

Test:U:226.5V I:0.1270A P:27.70W PF:0.9610 Lamp Flux:2546.7x1 lm		
NAME:	TYPE:	WEIGHT:
DIM.:	SPEC.:	SERIAL No.:
MFR.: Rayconn	SUR.:	PROTECTION ANGLE:

pcc	80%			70%			50%			30%			10%			0														
pw	50%	30%	10%	50%	30%	10%	50%	30%	10%	50%	30%	10%	50%	30%	10%	0														
pfc	20%			20%			20%			20%			20%			0														
RCR	RCR:Room Cavity Ratio															Coefficients of Utilization(CU)														
0.0	1.18	1.18	1.18	1.15	1.15	1.15	1.10	1.10	1.10	1.04	1.04	1.04	.00	.00	.00	.97														
1.0	1.10	1.08	1.06	1.08	1.06	1.04	1.04	1.02	1.00	.99	.98	.97	.96	.95	.94	.92														
2.0	1.03	.00	.96	1.01	.98	.95	.98	.95	.93	.95	.92	.90	.91	.90	.88	.86														
3.0	.97	.93	.89	.96	.91	.88	.93	.89	.86	.90	.87	.85	.87	.85	.83	.81														
4.0	.92	.86	.83	.90	.86	.82	.88	.84	.81	.86	.82	.80	.83	.81	.78	.77														
5.0	.87	.81	.77	.85	.80	.77	.83	.79	.76	.82	.78	.75	.80	.77	.74	.73														
6.0	.82	.76	.73	.81	.76	.72	.79	.75	.72	.78	.74	.71	.76	.73	.70	.69														
7.0	.78	.72	.68	.77	.72	.68	.76	.71	.68	.74	.70	.67	.73	.69	.67	.65														
8.0	.74	.68	.65	.73	.68	.65	.72	.67	.64	.71	.67	.64	.70	.66	.63	.62														
9.0	.70	.65	.61	.70	.65	.61	.69	.64	.61	.68	.64	.61	.67	.63	.60	.59														
10.0	.67	.62	.58	.67	.62	.58	.66	.61	.58	.65	.61	.58	.64	.60	.57	.56														



C Range: 0 - 360DEG
C Interval: 15.0DEG
Test Speed: HIGH
Temperature:25.3DEG
Operators:ZhangXiao
Test Date:2016-09-06

γ Range: 0 - 180DEG
γ Interval: 1.0DEG
Test System:EVERFINE GO-2000B_V1 SYSTEM V2.0.265
Humidity:65.0%
Test Distance:6.590m [K=1.0000]
Remarks:

WEC AND CCEC

Test:U:226.5V I:0.1270A P:27.70W PF:0.9610 Lamp Flux:2546.7x1 lm									
NAME:				TYPE:			WEIGHT:		
DIM.:				SPEC.:			SERIAL No.:		
MFR.: Rayconn				SUR.:			PROTECTION ANGLE:		

pcc	80%			70%			50%			30%			10%			0	
pw	50%	30%	10%	50%	30%	10%	50%	30%	10%	50%	30%	10%	50%	30%	10%	0	
pfc	20%			20%			20%			20%			20%			0	
RCR	RCR:Room Cavity Ratio						Wall Exitance Coefficients(WEC)										
0.0																	
1.0	.171	.097	.031	.164	.093	.030	.150	.086	.027	.137	.079	.025	.125	.072	.023		
2.0	.161	.088	.027	.155	.085	.026	.143	.079	.025	.132	.074	.023	.122	.069	.022		
3.0	.152	.081	.024	.146	.078	.024	.136	.074	.022	.127	.069	.021	.118	.065	.020		
4.0	.144	.075	.022	.139	.073	.021	.130	.069	.021	.122	.065	.020	.114	.062	.019		
5.0	.136	.069	.020	.132	.068	.020	.124	.065	.019	.117	.062	.018	.110	.059	.018		
6.0	.130	.065	.019	.126	.064	.018	.119	.061	.018	.113	.059	.017	.107	.056	.017		
7.0	.124	.061	.017	.120	.060	.017	.114	.058	.017	.109	.056	.016	.103	.054	.016		
8.0	.118	.058	.016	.115	.057	.016	.110	.055	.016	.105	.053	.015	.100	.051	.015		
9.0	.113	.055	.015	.111	.054	.015	.106	.052	.015	.101	.051	.014	.097	.049	.014		
10.0	.109	.052	.014	.106	.051	.014	.102	.050	.014	.097	.048	.014	.093	.047	.013		

pcc	80%			70%			50%			30%			10%			0
ρw	50%	30%	10%	50%	30%	10%	50%	30%	10%	50%	30%	10%	50%	30%	10%	0
ρfc	20%			20%			20%			20%			20%			0
RCR	RCR:Room Cavity Ratio						Ceiling Cavity Exitance Coefficients(CCEC)									
0.0	.210	.210	.210	.180	.180	.180	.123	.123	.123	.071	.071	.071	.023	.023	.023	
1.0	.191	.177	.165	.163	.152	.142	.112	.105	.098	.064	.061	.057	.021	.020	.019	
2.0	.175	.153	.134	.150	.132	.116	.103	.091	.081	.059	.053	.047	.019	.017	.015	
3.0	.162	.134	.111	.139	.115	.097	.095	.080	.068	.055	.047	.040	.018	.015	.013	
4.0	.151	.119	.095	.130	.103	.082	.089	.072	.058	.052	.042	.034	.017	.014	.011	
5.0	.142	.107	.082	.122	.093	.071	.084	.065	.050	.049	.038	.030	.016	.012	.010	
6.0	.134	.098	.072	.116	.085	.063	.080	.059	.044	.046	.035	.026	.015	.011	.009	
7.0	.128	.090	.064	.110	.078	.056	.076	.055	.040	.044	.032	.024	.014	.011	.008	
8.0	.122	.084	.058	.105	.073	.051	.073	.051	.036	.042	.030	.021	.014	.010	.007	
9.0	.117	.079	.053	.100	.068	.046	.070	.048	.033	.041	.028	.020	.013	.009	.006	
10.0	.112	.074	.049	.097	.064	.043	.067	.045	.030	.039	.027	.018	.013	.009	.006	

C Range: 0 - 360DEG
C Interval: 15.0DEG
Test Speed: HIGH
Temperature:25.3DEG
Operators:ZhangXiao
Test Date:2016-09-06

γ Range: 0 - 180DEG
γ Interval: 1.0DEG
Test System:EVERFINE GO-2000B_V1 SYSTEM V2.0.265
Humidity:65.0%
Test Distance:6.590m [K=1.0000]
Remarks:

Uncorrected UGR Table

Test:U:226.5V I:0.1270A P:27.70W PF:0.9610 Lamp Flux:2546.7x1 lm											
NAME:					TYPE:			WEIGHT:			
DIM.:					SPEC.:			SERIAL No.:			
MFR.: Rayconn					SUR.:			PROTECTION ANGLE:			
ceiling/cavity	0.7	0.7	0.5	0.5	0.3	0.7	0.7	0.5	0.5	0.3	
walls	0.5	0.3	0.5	0.3	0.3	0.5	0.3	0.5	0.3	0.3	
working plane	0.2	0.2	0.2	0.2	0.2	0.2	0.2	0.2	0.2	0.2	
Room dimensions		Viewed crosswise					Viewed endwise				
x = 2H y = 2H	2H	16.9	17.7	17.1	17.9	18.1	16.5	17.4	16.8	17.6	17.8
	3H	16.9	17.6	17.1	17.9	18.1	16.5	17.3	16.8	17.5	17.8
	4H	16.9	17.6	17.2	17.9	18.1	16.5	17.3	16.8	17.5	17.8
	6H	16.9	17.6	17.3	17.9	18.2	16.6	17.3	16.9	17.6	17.9
	8H	17.0	17.7	17.3	18.0	18.3	16.7	17.3	17.0	17.6	17.9
	12H	17.1	17.7	17.4	18.0	18.4	16.7	17.4	17.1	17.7	18.0
4H	2H	16.7	17.4	17.0	17.7	17.9	16.3	17.1	16.6	17.3	17.6
	3H	16.7	17.4	17.1	17.7	18.0	16.4	17.0	16.7	17.3	17.7
	4H	16.8	17.4	17.2	17.7	18.1	16.5	17.1	16.9	17.4	17.8
	6H	17.0	17.5	17.4	17.8	18.2	16.6	17.2	17.1	17.5	17.9
	8H	17.1	17.6	17.5	17.9	18.4	16.8	17.2	17.2	17.6	18.1
	12H	17.2	17.7	17.7	18.1	18.5	17.0	17.4	17.4	17.8	18.2
8H	4H	16.8	17.2	17.2	17.6	18.1	16.4	16.9	16.9	17.3	17.7
	6H	17.0	17.4	17.5	17.8	18.3	16.7	17.1	17.2	17.5	18.0
	8H	17.2	17.6	17.7	18.0	18.5	16.9	17.3	17.4	17.7	18.2
	12H	17.5	17.8	18.0	18.3	18.8	17.2	17.5	17.8	18.0	18.6
12H	4H	16.7	17.2	17.2	17.6	18.0	16.4	16.8	16.9	17.3	17.7
	6H	17.0	17.4	17.5	17.8	18.3	16.7	17.1	17.2	17.5	18.0
	8H	17.3	17.6	17.8	18.0	18.6	17.0	17.3	17.5	17.8	18.3
Variations with the observer position at spacings:											
S = 1.0H	+ 1.8 / - 1.9					+ 1.6 / - 1.7					
1.5H	+ 3.4 / - 1.7					+ 3.1 / - 1.5					
2.0H	+ 1.8 / - 0.6					+ 1.5 / - 0.6					

CIE Pub.117 Corrected 2547 lm Total Lamp Luminous Flux.(8log(F/F0) = 3.2)

C Range: 0 - 360DEG
C Interval: 15.0DEG
Test Speed: HIGH
Temperature:25.3DEG
Operators:ZhangXiao
Test Date:2016-09-06

γ Range: 0 - 180DEG
γ Interval: 1.0DEG
Test System:EVERFINE GO-2000B_V1 SYSTEM V2.0.265
Humidity:65.0%
Test Distance:6.590m [K=1.0000]
Remarks:

UTILIZATION FACTORS TABLE

Test:U:226.5V I:0.1270A P:27.70W PF:0.9610 Lamp Flux:2546.7x1 lm		
NAME:	TYPE:	WEIGHT:
DIM.:	SPEC.:	SERIAL No.:
MFR.: Rayconn	SUR.:	PROTECTION ANGLE:

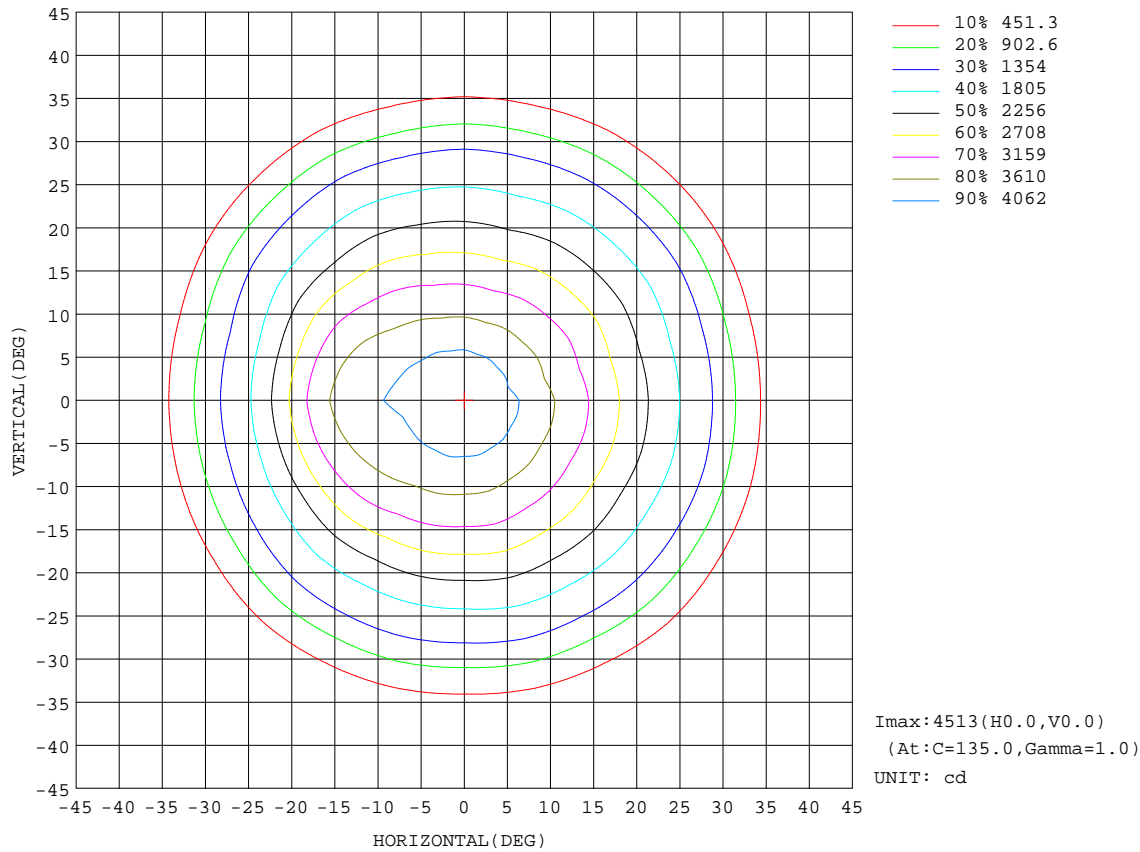
REFLECTANCE										
Ceiling	0.8	0.8	0.8	0.7	0.7	0.7	0.5	0.5	0.5	0
Walls	0.7	0.5	0.3	0.7	0.5	0.3	0.7	0.5	0.3	0
Working plane	0.2	0.2	0.2	0.2	0.2	0.2	0.2	0.2	0.2	0
ROOM INDEX	UTILIZATION FACTORS(PERCENT) $k(RI) \times RCR = 5$									
$k = 0.60$	87	81	77	87	81	77	86	80	77	73
0.80	94	89	85	94	88	85	92	87	84	81
1.00	99	93	89	98	92	89	96	92	88	84
1.25	102	97	94	101	97	93	99	95	92	88
1.50	105	100	97	104	99	96	101	98	95	90
2.00	108	103	100	106	102	99	103	100	98	92
2.50	109	106	103	108	104	101	104	101	99	93
3.00	111	107	105	109	106	103	105	103	101	94
4.00	113	110	108	111	108	106	107	105	103	95
5.00	114	112	110	112	110	108	108	106	105	96
ROOM INDEX	UF(total)									Direct
According to DIN EN 13032-2 2004			Suspended					SHRNOM = 1.25		

C Range: 0 - 360DEG
C Interval: 15.0DEG
Test Speed: HIGH
Temperature:25.3DEG
Operators:ZhangXiao
Test Date:2016-09-06

γ Range: 0 - 180DEG
 γ Interval: 1.0DEG
 γ Test System:EVERFINE GO-2000B_V1 SYSTEM V2.0.265
Humidity:65.0%
Test Distance:6.590m [K=1.0000]
Remarks:

ISOCANDELA DIAGRAM

Test:U:226.5V I:0.1270A P:27.70W PF:0.9610 Lamp Flux:2546.7x1 lm		
NAME:	TYPE:	WEIGHT:
DIM.:	SPEC.:	SERIAL No.:
MFR.: Rayconn	SUR.:	PROTECTION ANGLE:




C Range: 0 - 360DEG
C Interval: 15.0DEG
Test Speed: HIGH
Temperature: 25.3DEG
Operators: ZhangXiao
Test Date: 2016-09-06

γ Range: 0 - 180DEG
γ Interval: 1.0DEG
Test System: EVERFINE GO-2000B_V1 SYSTEM V2.0.265
Humidity: 65.0%
Test Distance: 6.590m [K=1.0000]
Remarks:

AAI Figure

Test:U:226.5V I:0.1270A P:27.70W PF:0.9610 Lamp Flux:2546.7x1 lm		
NAME:	TYPE:	WEIGHT:
DIM.:	SPEC.:	SERIAL No.:
MFR.: Rayconn	SUR.:	PROTECTION ANGLE:

Flux out:1350 lm



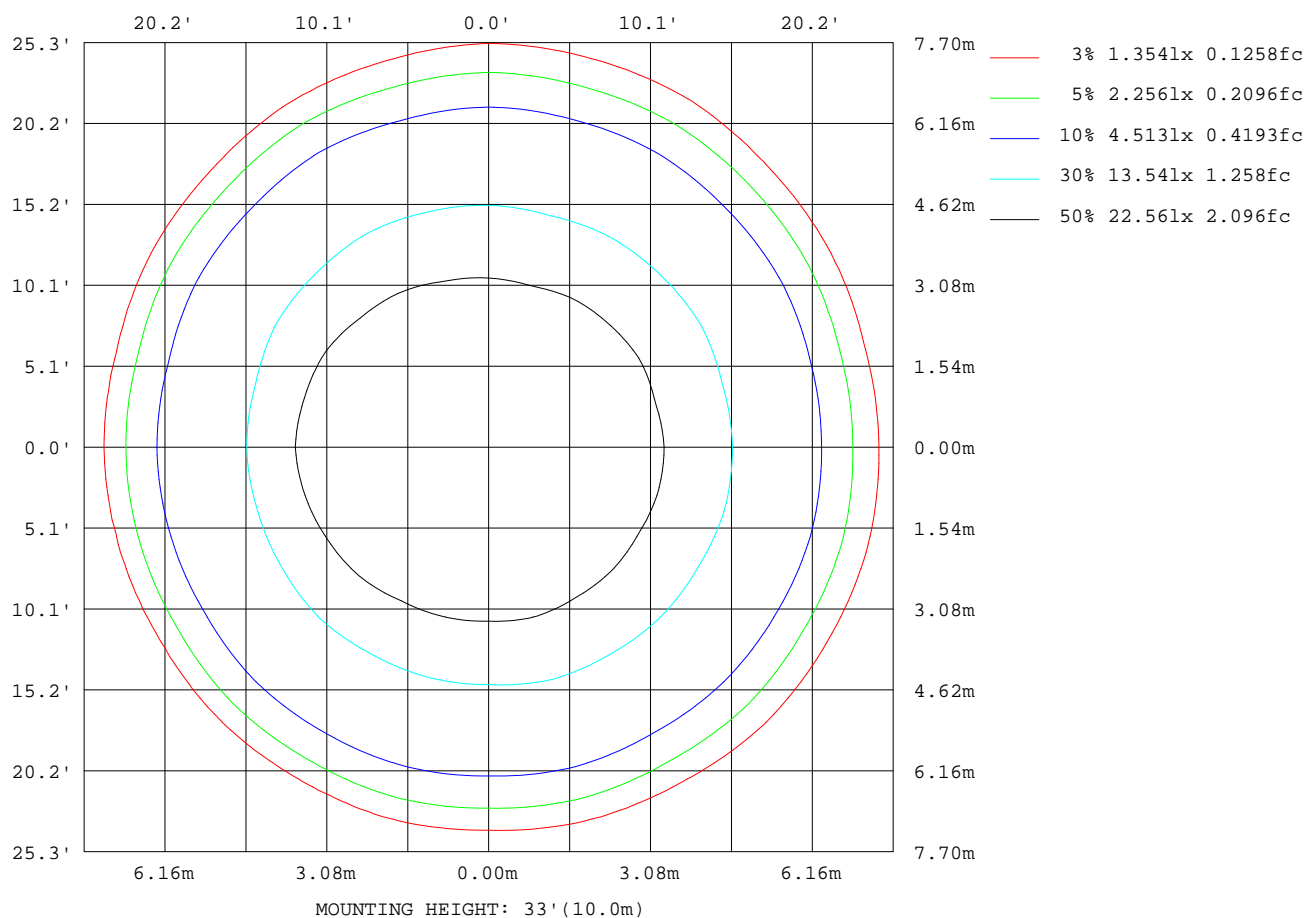
Note:The Curves indicate the illuminated area and the average illumination when the luminaire is at different distance.

C Range: 0 - 360DEG
C Interval: 15.0DEG
Test Speed: HIGH
Temperature:25.3DEG
Operators:ZhangXiao
Test Date:2016-09-06

γ Range: 0 - 180DEG
γ Interval: 1.0DEG
Test System:EVERFINE GO-2000B_V1 SYSTEM V2.0.265
Humidity:65.0%
Test Distance:6.590m [K=1.0000]
Remarks:

ISOLUX DIAGRAM

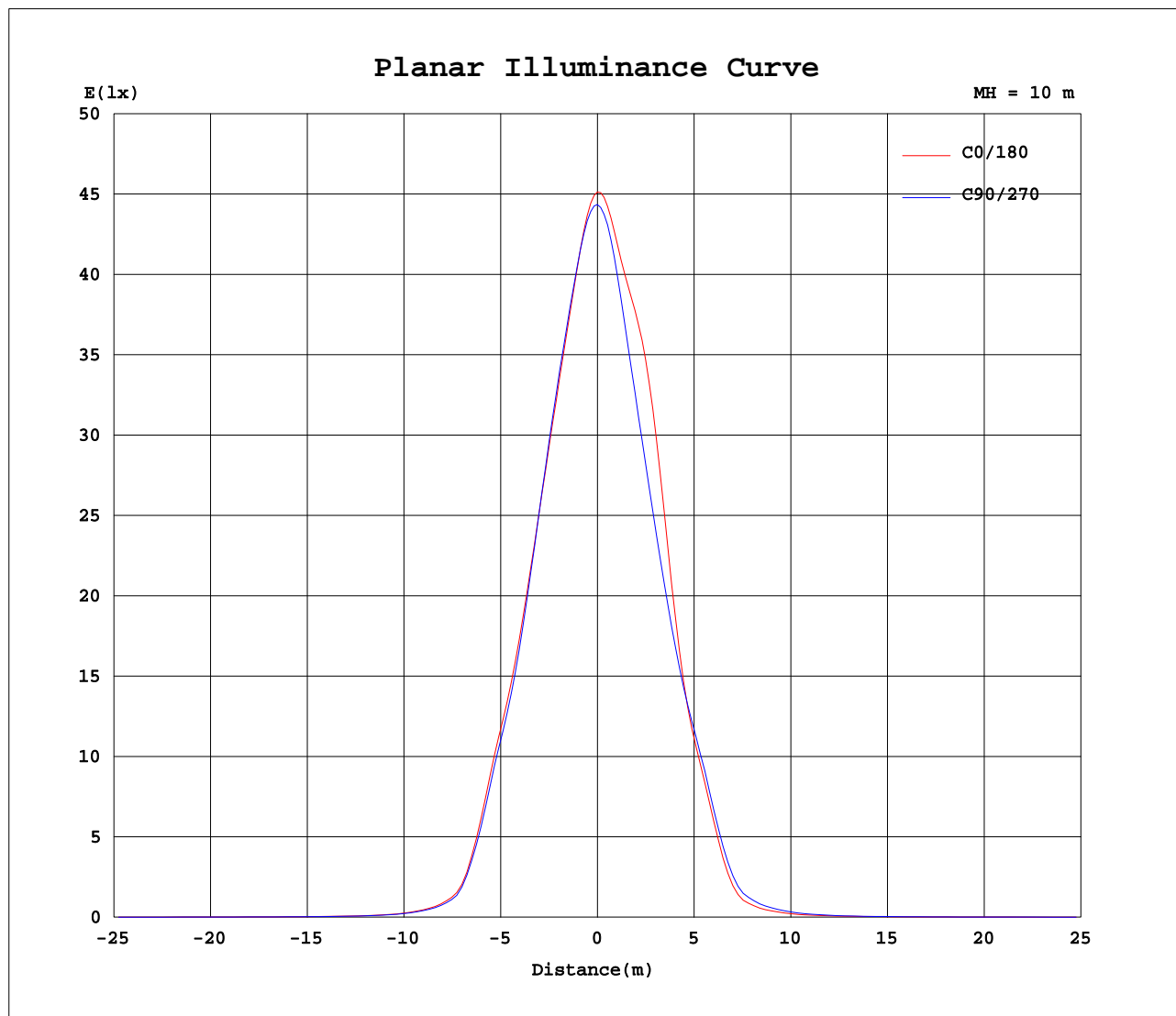
Test:U:226.5V I:0.1270A P:27.70W PF:0.9610 Lamp Flux:2546.7x1 lm		
NAME:	TYPE:	WEIGHT:
DIM.:	SPEC.:	SERIAL No.:
MFR.: Rayconn	SUR.:	PROTECTION ANGLE:



C Range: 0 - 360DEG
C Interval: 15.0DEG
Test Speed: HIGH
Temperature: 25.3DEG
Operators: ZhangXiao
Test Date: 2016-09-06

γ Range: 0 - 180DEG
γ Interval: 1.0DEG
Test System: EVERFINE GO-2000B_V1 SYSTEM V2.0.265
Humidity: 65.0%
Test Distance: 6.590m [K=1.0000]
Remarks:

Planar Illuminance Curve



C Range: 0 - 360DEG
C Interval: 15.0DEG
Test Speed: HIGH
Temperature: 25.3DEG
Operators: ZhangXiao
Test Date: 2016-09-06

γ Range: 0 - 180DEG
 γ Interval: 1.0DEG
Test System: EVERFINE GO-2000B_V1 SYSTEM V2.0.265
Humidity: 65.0%
Test Distance: 6.590m [K=1.0000]
Remarks:

LUMINOUS DISTRIBUTION INTENSITY DATA

Test:U:226.5V I:0.1270A P:27.70W PF:0.9610 Lamp Flux:2546.7x1 lm																			
NAME:										TYPE:					WEIGHT:				
DIM.:										SPEC.:					SERIAL No.:				
MFR.: Rayconn										SUR.:					PROTECTION ANGLE:				

Table--1

UNIT: cd

C(DEG) γ (DEG)	0	15	30	45	60	75	90	105	120	135	150	165	180	195	210	225	240	255	270
0	4446	4446	4446	4446	4446	4446	4446	4446	4446	4446	4446	4446	4446	4446	4446	4446	4446	4446	4446
5	4143	4158	4151	4177	4185	4212	4214	4236	4236	4252	4244	4257	4252	4227	4228	4194	4193	4159	4164
10	3608	3620	3614	3648	3661	3704	3712	3749	3774	3843	3904	3966	3973	3919	3845	3739	3675	3595	3576
15	3043	3054	3030	3068	3076	3133	3120	3163	3208	3356	3480	3614	3636	3545	3425	3240	3132	3014	2975
20	2399	2407	2374	2406	2393	2434	2393	2421	2438	2556	2604	2711	2737	2675	2652	2525	2479	2382	2352
25	1775	1784	1754	1761	1742	1759	1712	1721	1719	1760	1735	1740	1734	1730	1815	1806	1828	1791	1781
30	1138	1155	1116	1119	1085	1109	1068	1091	1081	1109	1076	1097	1098	1085	1174	1184	1235	1203	1225
35	368	385	370	382	355	364	343	358	343	355	337	352	354	352	397	411	457	448	472
40	147	151	148	153	141	142	133	137	130	129	125	126	125	127	143	149	165	175	187
45	72.4	73.0	73.0	72.1	69.5	67.0	65.6	65.0	63.1	63.5	61.5	62.1	61.9	62.5	68.1	72.3	81.1	86.2	94.4
50	38.3	39.1	38.6	38.7	37.3	36.9	35.9	36.0	35.5	35.7	35.1	35.1	34.9	35.0	36.9	38.7	42.3	44.9	48.6
55	24.8	25.1	25.0	25.0	24.5	24.4	24.1	24.1	24.1	24.4	24.3	24.4	24.1	24.0	24.6	25.0	26.3	27.2	28.6
60	18.1	18.2	18.1	18.1	17.9	17.9	17.7	17.8	17.8	18.0	17.9	18.1	17.8	17.7	18.1	18.1	18.7	18.9	19.4
65	14.0	14.1	14.0	14.0	13.8	13.9	13.8	13.8	13.8	13.9	13.8	13.9	13.6	13.5	13.8	13.9	14.2	14.3	14.5
70	11.0	11.0	11.0	11.0	10.9	10.9	10.9	10.9	11.0	11.0	10.9	11.0	10.8	10.8	10.9	11.0	11.2	11.2	11.3
75	8.79	8.80	8.70	8.73	8.62	8.68	8.60	8.65	8.70	8.79	8.76	8.84	8.96	8.89	9.00	9.04	9.07	9.13	9.21
80	7.13	7.02	7.00	7.07	7.03	7.03	7.02	7.08	7.11	7.13	7.10	7.14	7.48	7.47	7.48	7.52	7.47	7.49	7.51
85	5.82	5.72	5.73	5.98	5.83	5.81	5.78	5.85	5.85	5.91	5.91	5.92	6.51	6.51	6.52	6.77	6.57	6.50	6.46
90	4.82	4.68	4.72	5.08	4.87	4.76	4.75	4.78	4.77	4.76	4.79	4.79	5.64	5.65	5.65	6.04	5.80	5.66	5.59
95	4.69	4.65	4.68	4.94	4.80	4.69	4.68	4.71	4.70	4.69	4.73	4.71	5.84	5.82	5.84	6.08	5.98	5.80	5.78
100	4.74	4.71	4.71	4.84	4.77	4.75	4.72	4.73	4.72	4.74	4.73	4.75	6.04	6.04	6.05	6.17	6.09	6.00	5.99
105	5.05	5.04	5.06	5.11	5.11	5.10	5.09	5.07	5.07	5.06	5.06	5.04	6.43	6.43	6.42	6.46	6.41	6.38	6.36
110	5.70	5.69	5.75	5.77	5.80	5.79	5.80	5.76	5.76	5.71	5.72	5.68	7.07	7.05	7.02	7.04	7.00	6.99	6.95
115	6.71	6.70	6.78	6.77	6.81	6.78	6.82	6.77	6.79	6.72	6.73	6.67	7.97	7.95	7.90	7.91	7.87	7.88	7.82
120	8.12	8.10	8.18	8.12	8.16	8.10	8.16	8.10	8.14	8.07	8.10	8.02	9.13	9.12	9.07	9.07	9.03	9.05	9.00
125	9.81	9.79	9.84	9.79	9.82	9.75	9.80	9.72	9.78	9.69	9.73	9.65	10.6	10.6	10.5	10.5	10.5	10.5	10.5
130	11.7	11.7	11.7	11.7	11.8	11.7	11.7	11.6	11.7	11.6	11.6	11.5	12.2	12.2	12.2	12.2	12.2	12.2	12.2
135	13.7	13.7	13.7	13.7	13.8	13.8	13.7	13.7	13.7	13.6	13.6	13.5	14.0	14.0	14.0	14.0	14.0	14.0	14.0
140	15.6	15.6	15.6	15.6	15.7	15.7	15.7	15.6	15.6	15.6	15.6	15.5	15.8	15.8	15.8	15.8	15.8	15.9	15.9
145	17.5	17.3	17.3	17.4	17.6	17.8	17.4	17.4	17.4	17.7	17.6	17.3	17.5	17.5	17.8	17.6	17.5	17.5	17.6
150	18.8	18.7	18.7	18.7	18.8	18.8	18.8	18.8	18.8	19.0	18.9	18.8	18.9	18.9	19.1	19.0	18.9	18.9	18.9
155	19.6	19.6	19.6	19.6	19.6	19.6	19.6	19.7	19.7	19.7	19.7	19.7	19.8	19.8	19.8	19.8	19.8	19.8	19.8
160	20.0	20.0	20.0	20.0	20.0	20.1	20.1	20.1	20.1	20.1	20.1	20.1	20.2	20.2	20.2	20.2	20.2	20.2	20.2
165	20.1	20.1	20.1	20.2	20.2	20.3	20.3	20.3	20.3	20.3	20.3	20.3	20.4	20.4	20.4	20.4	20.4	20.4	20.4
170	20.1	20.2	20.3	20.3	20.4	20.4	20.4	20.4	20.4	20.4	20.4	20.4	20.5	20.5	20.5	20.5	20.5	20.5	20.5
175	20.5	20.5	20.5	20.6	20.6	20.6	20.6	20.6	20.6	20.6	20.6	20.6	20.7	20.6	20.7	20.6	20.7	20.7	20.7
180	20.8	20.9	20.8	20.9	20.9	20.9	20.9	20.9	20.9	20.9	20.9	20.9	20.9	20.8	20.9	20.8	20.9	20.9	20.9

C Range: 0 - 360DEG
C Interval: 15.0DEG
Test Speed: HIGH
Temperature:25.3DEG
Operators:ZhangXiao
Test Date:2016-09-06

γ Range: 0 - 180DEG
γ Interval: 1.0DEG
Test System:EVERFINE GO-2000B_V1 SYSTEM V2.0.265
Humidity:65.0%
Test Distance:6.590m [K=1.0000]
Remarks:

LUMINOUS DISTRIBUTION INTENSITY DATA

Test:U:226.5V I:0.1270A P:27.70W PF:0.9610 Lamp Flux:2546.7x1 lm		
NAME:	TYPE:	WEIGHT:
DIM.:	SPEC.:	SERIAL No.:
MFR.: Rayconn	SUR.:	PROTECTION ANGLE:

Table--2

UNIT: cd

C(DEG) γ (DEG)	285	300	315	330	345														
0	4446	4446	4446	4446	4446														
5	4137	4152	4133	4148	4134														
10	3543	3580	3588	3619	3604														
15	2941	3004	3028	3076	3053														
20	2311	2389	2412	2457	2418														
25	1752	1797	1807	1834	1795														
30	1200	1219	1200	1216	1161														
35	451	457	427	411	375														
40	184	181	165	156	147														
45	93.1	90.5	80.7	76.3	72.4														
50	47.9	46.1	42.0	40.0	38.1														
55	28.0	27.4	25.9	25.3	24.6														
60	18.9	18.9	18.3	18.2	17.8														
65	14.2	14.2	14.0	14.0	13.8														
70	11.1	11.1	11.0	11.0	10.9														
75	9.03	9.04	8.97	9.00	8.80														
80	7.43	7.40	7.34	7.38	7.41														
85	6.43	6.40	6.39	6.42	6.44														
90	5.64	5.59	5.60	5.68	5.69														
95	5.79	5.77	5.78	5.80	5.81														
100	5.99	5.98	5.98	6.00	6.01														
105	6.36	6.35	6.35	6.35	6.39														
110	6.96	6.93	6.97	6.95	7.00														
115	7.84	7.81	7.87	7.85	7.92														
120	9.03	9.01	9.08	9.09	9.18														
125	10.5	10.5	10.6	10.6	10.7														
130	12.3	12.2	12.3	12.3	12.4														
135	14.1	14.1	14.1	14.1	14.3														
140	15.9	15.9	15.9	15.9	16.0														
145	17.9	17.6	17.6	17.6	17.7														
150	19.1	18.9	18.9	18.9	19.0														
155	19.8	19.8	19.8	19.8	19.9														
160	20.2	20.2	20.2	20.3	20.3														
165	20.4	20.4	20.4	20.4	20.4														
170	20.5	20.5	20.5	20.5	20.4														
175	20.6	20.7	20.6	20.6	20.6														
180	20.9	20.9	20.9	20.9	20.9														

C Range: 0 - 360DEG
C Interval: 15.0DEG
Test Speed: HIGH
Temperature:25.3DEG
Operators:ZhangXiao
Test Date:2016-09-06

γ Range: 0 - 180DEG
γ Interval: 1.0DEG
γ Test System:EVERFINE GO-2000B_V1 SYSTEM V2.0.265
Humidity:65.0%
Test Distance:6.590m [K=1.0000]
Remarks: