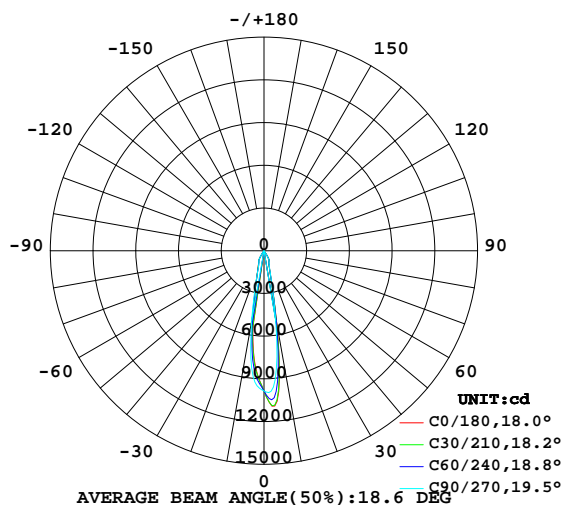


## LUMINAIRE PHOTOMETRIC TEST REPORT

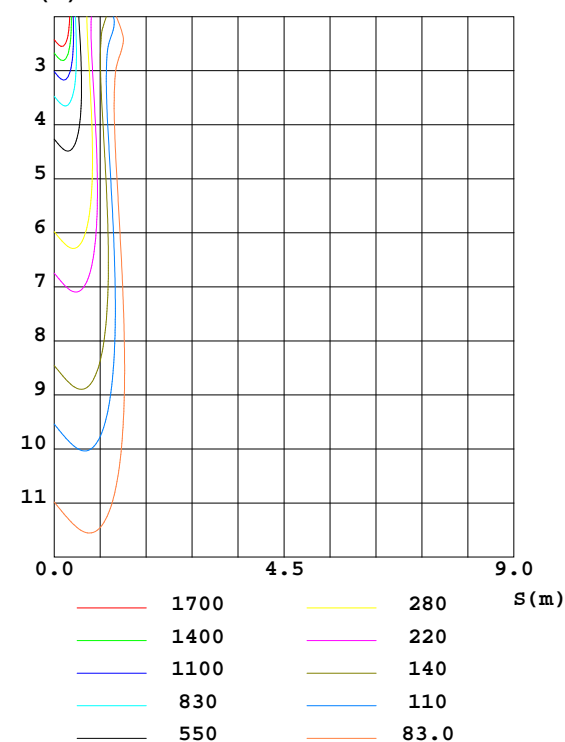
Test:U:226.6V I:0.0900A P:19.40W PF:0.9530 Lamp Flux:1941.68x1 lm		
NAME:	TYPE:	WEIGHT:
DIM.:	SPEC.:	SERIAL No.:
MFR.: Rayconn	SUR.:	PROTECTION ANGLE:

DATA OF LAMP		PHOTOMETRIC DATA Eff: 100.09 lm/W			
MODEL	SD041-20W-830-W-20	Imax(cd)	11050	S/MH(C0/180)	0.33
NOMINAL POWER(W)	20	LOR(%)	100.0	S/MH(C90/270)	0.32
RATED VOLTAGE(V)	226	TOTAL FLUX(lm)	1941.7	$\eta$ UP,DN(C0-180)	1.2,48.4
NOMINAL FLUX(lm)	1941.68	CIE CLASS	DIRECT	$\eta$ UP,DN(C180-360)	1.4,49.0
LAMPS INSIDE	1	$\eta$ up(%)	2.6	CIBSE SHR NOM	0.00
TEST VOLTAGE(V)	226.6	$\eta$ down(%)	97.4	CIBSE SHR MAX	1.00

LUMINOUS INTENSITY DISTRIBUTION DIAGRAM



C0 PLANE ISOLUX DIAGRAM (UNIT:lx)



C Range: 0 - 360DEG  
C Interval: 15.0DEG  
Test Speed: HIGH  
Temperature:25.3DEG  
Operators:ZhangXiao  
Test Date:2016-08-01

$\gamma$  Range: 0 - 180DEG  
 $\gamma$  Interval: 1.0DEG  
Test System:EVERFINE GO-2000B\_V1 SYSTEM V2.0.265  
Humidity:65.0%  
Test Distance:6.610m [K=1.0000]  
Remarks:

## ZONAL FLUX DIAGRAM

### ZONAL FLUX DIAGRAM:

γ	C0	C45	C90	C135	C180	C225	C270	C315	γ	Φ zone	Φ total	ℓlum, lamp
10	514.5	515.4	458.2	431.2	427.3	435.9	498.9	517.4	0- 10	718.6	718.6	37,37
20	104.2	106.5	106.6	112.8	122.8	115.3	113.3	110.7	10- 20	593.2	1312	67.6,67.6
30	67.90	68.37	63.58	66.42	66.48	65.90	69.14	68.56	20- 30	397.5	1709	88,88
40	4.196	4.014	3.871	4.034	3.945	4.021	4.053	4.126	30- 40	127.3	1836	94.6,94.6
50	1.666	1.673	1.601	1.630	1.661	1.681	1.662	1.720	40- 50	19.83	1856	95.6,95.6
60	1.093	1.088	1.096	1.098	1.055	1.080	1.085	1.068	50- 60	11.74	1868	96.2,96.2
70	0.8433	0.8322	0.8180	0.8304	0.7997	0.8112	0.8083	0.8124	60- 70	9.420	1877	96.7,96.7
80	0.6213	0.5988	0.5914	0.5999	0.5951	0.5961	0.5921	0.5956	70- 80	7.431	1885	97.1,97.1
90	0.4799	0.3858	0.3780	0.3815	0.5683	0.4737	0.4592	0.4583	80- 90	5.729	1891	97.4,97.4
100	0.2990	0.2838	0.2843	0.2900	0.4899	0.4796	0.4715	0.4712	90-100	4.541	1895	97.6,97.6
110	0.3936	0.3881	0.3939	0.3945	0.5169	0.5234	0.5163	0.5167	100-110	4.356	1900	97.8,97.8
120	0.5247	0.5217	0.5231	0.5164	0.6104	0.6165	0.6114	0.6133	110-120	5.034	1905	98.1,98.1
130	0.8135	0.8232	0.8440	0.8469	0.9097	0.9078	0.8893	0.8855	120-130	6.166	1911	98.4,98.4
140	1.285	1.299	1.304	1.299	1.320	1.323	1.312	1.312	130-140	8.425	1919	98.8,98.8
150	1.516	1.527	1.526	1.522	1.543	1.550	1.545	1.546	140-150	9.005	1928	99.3,99.3
160	1.608	1.622	1.619	1.620	1.627	1.634	1.627	1.626	150-160	7.329	1936	99.7,99.7
170	1.627	1.640	1.627	1.632	1.644	1.653	1.648	1.647	160-170	4.662	1940	99.9,99.9
180	1.521	1.518	1.509	1.518	1.525	1.515	1.511	1.516	170-180	1.514	1942	100,100
DEG	LUMINOUS INTENSITY:×10cd									UNIT:lm		

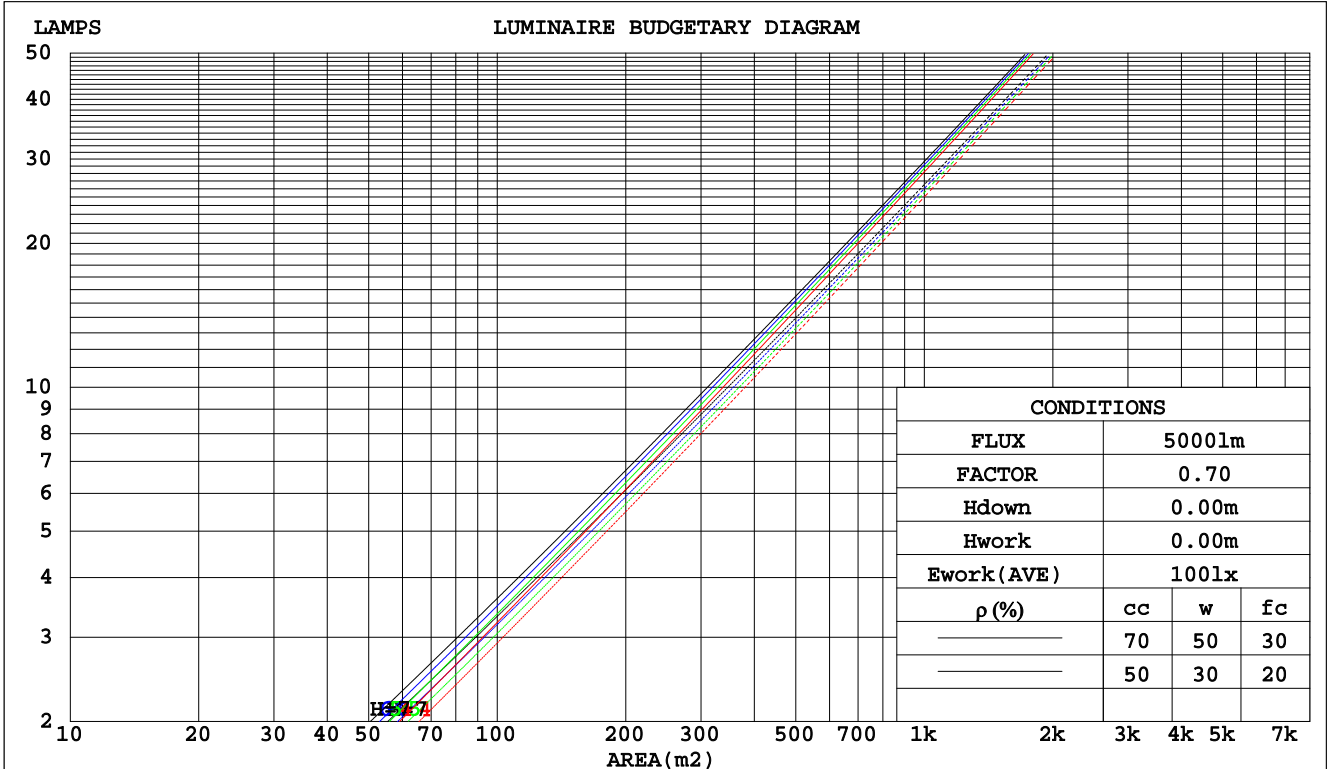
C Range: 0 - 360DEG  
C Interval: 15.0DEG  
Test Speed: HIGH  
Temperature:25.3DEG  
Operators:ZhangXiao  
Test Date:2016-08-01

γ Range: 0 - 180DEG  
γ Interval: 1.0DEG  
Test System:EVERFINE GO-2000B\_V1 SYSTEM V2.0.265  
Humidity:65.0%  
Test Distance:6.610m [K=1.0000]  
Remarks:

### CU AND LUMINAIRE BUDGETARY ESTIMATE DIAGRAM

Test:U:226.6V I:0.0900A P:19.40W PF:0.9530 Lamp Flux:1941.68x1 lm		
NAME:	TYPE:	WEIGHT:
DIM.:	SPEC.:	SERIAL No.:
MFR.: Rayconn	SUR.:	PROTECTION ANGLE:

pcc	80%			70%			50%			30%			10%			0
pw	50%	30%	10%	50%	30%	10%	50%	30%	10%	50%	30%	10%	50%	30%	10%	0
pfc	20%			20%			20%			20%			20%			0
RCR	RCR:Room Cavity Ratio						Coefficients of Utilization(CU)									
0.0	1.18	1.18	1.18	1.15	1.15	1.15	1.10	1.10	1.10	1.04	1.04	1.04	.00	.00	.00	.97
1.0	1.12	1.10	1.08	1.09	1.07	1.06	1.05	1.03	1.02	1.01	.00	.98	.97	.96	.95	.93
2.0	1.06	1.03	.00	1.04	1.01	.98	1.00	.98	.96	.97	.95	.94	.94	.93	.91	.90
3.0	1.01	.97	.94	.99	.96	.93	.96	.93	.91	.94	.91	.89	.91	.89	.88	.86
4.0	.96	.92	.89	.95	.91	.88	.93	.90	.87	.91	.88	.86	.89	.86	.84	.83
5.0	.92	.88	.85	.91	.87	.84	.90	.86	.83	.88	.85	.82	.86	.84	.82	.80
6.0	.89	.85	.81	.88	.84	.81	.87	.83	.80	.85	.82	.79	.84	.81	.79	.78
7.0	.86	.81	.78	.85	.81	.78	.84	.80	.77	.82	.79	.77	.81	.78	.76	.75
8.0	.83	.79	.76	.82	.78	.75	.81	.78	.75	.80	.77	.74	.79	.76	.74	.73
9.0	.80	.76	.73	.80	.76	.73	.79	.75	.73	.78	.75	.72	.77	.74	.72	.71
10.0	.78	.74	.71	.78	.73	.71	.77	.73	.70	.76	.73	.70	.75	.72	.70	.69



C Range: 0 - 360DEG  
C Interval: 15.0DEG  
Test Speed: HIGH  
Temperature: 25.3DEG  
Operators: ZhangXiao  
Test Date: 2016-08-01

γ Range: 0 - 180DEG  
γ Interval: 1.0DEG  
Test System: EVERFINE GO-2000B\_V1 SYSTEM V2.0.265  
Humidity: 65.0%  
Test Distance: 6.610m [K=1.0000]  
Remarks:

### WEC AND CCEC

Test:U:226.6V I:0.0900A P:19.40W PF:0.9530 Lamp Flux:1941.68x1 lm		
NAME:	TYPE:	WEIGHT:
DIM.:	SPEC.:	SERIAL No.:
MFR.: Rayconn	SUR.:	PROTECTION ANGLE:

pcc	80%			70%			50%			30%			10%			0	
p <sub>w</sub>	50%	30%	10%	50%	30%	10%	50%	30%	10%	50%	30%	10%	50%	30%	10%	0	
p <sub>fc</sub>	20%			20%			20%			20%			20%			0	
RCR	RCR:Room Cavity Ratio						Wall Exitance Coefficients(WEC)										
0.0																	
1.0	.150	.085	.027	.142	.081	.026	.128	.074	.024	.116	.067	.021	.104	.060	.019		
2.0	.138	.076	.023	.132	.073	.022	.120	.067	.021	.110	.062	.019	.100	.056	.018		
3.0	.129	.068	.021	.123	.066	.020	.113	.061	.019	.104	.057	.018	.096	.053	.016		
4.0	.120	.063	.018	.116	.061	.018	.107	.057	.017	.099	.053	.016	.092	.050	.015		
5.0	.113	.058	.017	.109	.056	.016	.102	.053	.016	.095	.050	.015	.089	.047	.014		
6.0	.107	.054	.015	.103	.052	.015	.097	.050	.014	.091	.047	.014	.085	.045	.013		
7.0	.101	.050	.014	.098	.049	.014	.092	.047	.013	.087	.045	.013	.082	.043	.013		
8.0	.096	.047	.013	.094	.046	.013	.088	.044	.013	.084	.042	.012	.079	.041	.012		
9.0	.092	.044	.012	.089	.044	.012	.085	.042	.012	.081	.040	.012	.076	.039	.011		
10.0	.088	.042	.012	.086	.041	.012	.081	.040	.011	.078	.039	.011	.074	.037	.011		

pcc	80%			70%			50%			30%			10%			0
p <sub>w</sub>	50%	30%	10%	50%	30%	10%	50%	30%	10%	50%	30%	10%	50%	30%	10%	0
p <sub>fc</sub>	20%			20%			20%			20%			20%			0
RCR	RCR:Room Cavity Ratio						Ceiling Cavity Exitance Coefficients(CCEC)									
0.0	.211	.211	.211	.180	.180	.180	.123	.123	.123	.071	.071	.071	.023	.023	.023	
1.0	.189	.178	.167	.162	.153	.144	.111	.105	.100	.064	.061	.058	.020	.020	.019	
2.0	.172	.153	.137	.147	.132	.118	.101	.091	.083	.058	.053	.048	.019	.017	.016	
3.0	.158	.134	.115	.135	.115	.099	.093	.080	.070	.054	.047	.041	.017	.015	.013	
4.0	.146	.119	.098	.125	.103	.085	.086	.071	.060	.050	.042	.035	.016	.014	.012	
5.0	.135	.107	.085	.116	.092	.074	.080	.064	.052	.046	.038	.031	.015	.012	.010	
6.0	.127	.097	.075	.109	.084	.065	.075	.059	.046	.044	.034	.028	.014	.011	.009	
7.0	.119	.089	.067	.103	.077	.059	.071	.054	.042	.041	.032	.025	.013	.010	.008	
8.0	.113	.082	.061	.097	.071	.053	.067	.050	.038	.039	.029	.022	.013	.010	.007	
9.0	.107	.076	.056	.092	.066	.049	.064	.047	.034	.037	.028	.021	.012	.009	.007	
10.0	.102	.072	.051	.088	.062	.045	.061	.044	.032	.036	.026	.019	.012	.009	.006	

C Range: 0 - 360DEG  
C Interval: 15.0DEG  
Test Speed: HIGH  
Temperature:25.3DEG  
Operators:ZhangXiao  
Test Date:2016-08-01

γ Range: 0 - 180DEG  
γ Interval: 1.0DEG  
Test System:EVERFINE GO-2000B\_V1 SYSTEM V2.0.265  
Humidity:65.0%  
Test Distance:6.610m [K=1.0000]  
Remarks:

### Uncorrected UGR Table

Test:U:226.6V I:0.0900A P:19.40W PF:0.9530 Lamp Flux:1941.68x1 lm											
NAME:					TYPE:			WEIGHT:			
DIM.:					SPEC.:			SERIAL No.:			
MFR.: Rayconn					SUR.:			PROTECTION ANGLE:			
ceiling/cavity	0.7	0.7	0.5	0.5	0.3	0.7	0.7	0.5	0.5	0.3	
walls	0.5	0.3	0.5	0.3	0.3	0.5	0.3	0.5	0.3	0.3	
working plane	0.2	0.2	0.2	0.2	0.2	0.2	0.2	0.2	0.2	0.2	
Room dimensions		Viewed crosswise					Viewed endwise				
x = 2H y = 2H	12H	12.9	13.6	13.1	13.8	14.0	12.0	12.6	12.2	12.8	13.0
	3H	13.1	13.8	13.4	14.0	14.2	12.2	12.9	12.5	13.1	13.3
	4H	13.3	13.9	13.6	14.2	14.4	12.5	13.1	12.8	13.3	13.6
	6H	13.6	14.2	14.0	14.5	14.8	12.8	13.4	13.2	13.7	14.0
	8H	13.9	14.4	14.2	14.7	15.0	13.1	13.6	13.4	13.9	14.2
	12H	14.2	14.7	14.5	15.0	15.3	13.4	13.9	13.8	14.3	14.6
4H	2H	12.8	13.4	13.1	13.7	13.9	11.9	12.5	12.2	12.8	13.0
	3H	13.1	13.7	13.5	14.0	14.3	12.3	12.9	12.7	13.2	13.5
	4H	13.5	14.0	13.9	14.3	14.7	12.7	13.2	13.1	13.6	13.9
	6H	14.0	14.4	14.4	14.8	15.2	13.3	13.7	13.7	14.1	14.5
	8H	14.4	14.8	14.8	15.2	15.6	13.7	14.1	14.1	14.5	14.9
	12H	14.9	15.3	15.3	15.7	16.1	14.2	14.6	14.6	15.0	15.4
8H	4H	13.6	14.0	14.0	14.4	14.8	12.9	13.3	13.3	13.7	14.1
	6H	14.3	14.6	14.8	15.1	15.5	13.7	14.0	14.1	14.4	14.9
	8H	14.8	15.1	15.3	15.6	16.1	14.2	14.5	14.7	15.0	15.5
	12H	15.6	15.9	16.1	16.4	16.9	14.9	15.2	15.4	15.7	16.2
12H	4H	13.6	13.9	14.0	14.4	14.8	12.9	13.3	13.3	13.7	14.1
	6H	14.4	14.7	14.9	15.1	15.6	13.8	14.1	14.3	14.5	15.0
	8H	15.0	15.3	15.5	15.8	16.3	14.4	14.7	14.9	15.1	15.7
Variations with the observer position at spacings:											
S = 1.0H	+ 0.5 / - 0.4					+ 0.4 / - 0.4					
1.5H	+ 0.9 / - 0.2					+ 0.7 / - 0.2					
2.0H	+ 0.1 / - 0.2					+ 0.1 / - 0.2					

CIE Pub.117 Corrected 1942 lm Total Lamp Luminous Flux.(8log(F/F0) = 2.3)

C Range: 0 - 360DEG  
C Interval: 15.0DEG  
Test Speed: HIGH  
Temperature:25.3DEG  
Operators:ZhangXiao  
Test Date:2016-08-01

γ Range: 0 - 180DEG  
γ Interval: 1.0DEG  
Test System:EVERFINE GO-2000B\_V1 SYSTEM V2.0.265  
Humidity:65.0%  
Test Distance:6.610m [K=1.0000]  
Remarks:

### UTILIZATION FACTORS TABLE

Test:U:226.6V I:0.0900A P:19.40W PF:0.9530 Lamp Flux:1941.68x1 lm		
NAME:	TYPE:	WEIGHT:
DIM.:	SPEC.:	SERIAL No.:
MFR.: Rayconn	SUR.:	PROTECTION ANGLE:

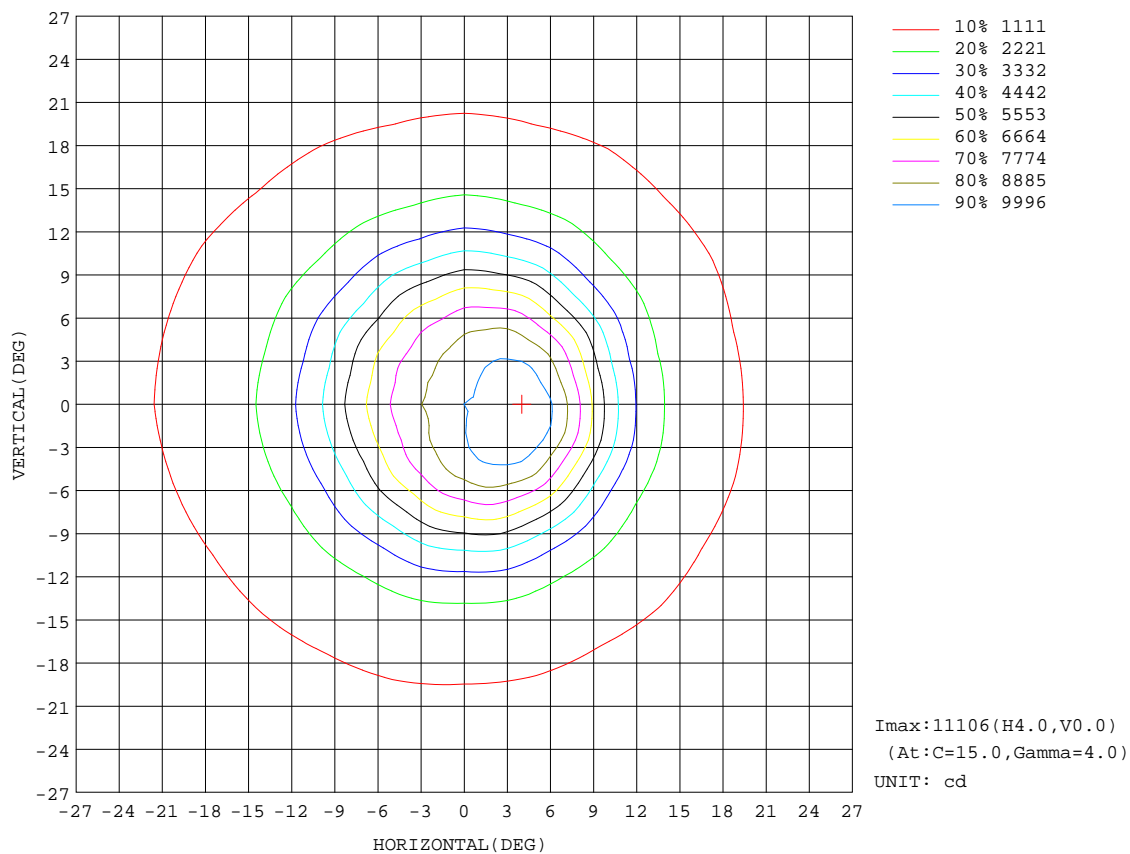
REFLECTANCE										
Ceiling	0.8	0.8	0.8	0.7	0.7	0.7	0.5	0.5	0.5	0
Walls	0.7	0.5	0.3	0.7	0.5	0.3	0.7	0.5	0.3	0
Working plane	0.2	0.2	0.2	0.2	0.2	0.2	0.2	0.2	0.2	0
ROOM INDEX	UTILIZATION FACTORS(PERCENT) $k(RI) \times RCR = 5$									
$k = 0.60$	88	82	79	88	82	79	87	82	78	75
0.80	95	90	86	95	89	86	93	89	85	82
1.00	99	94	90	98	93	90	97	93	89	85
1.25	103	98	95	102	97	94	100	96	93	89
1.50	106	101	98	104	100	97	102	98	96	91
2.00	108	104	101	106	103	100	103	100	98	92
2.50	110	106	103	108	104	102	104	102	100	93
3.00	111	108	105	109	106	104	105	103	101	94
4.00	113	110	108	111	109	107	107	105	104	96
5.00	114	112	110	112	110	109	108	106	105	97
ROOM INDEX	UF(total)									Direct
According to DIN EN 13032-2 2004			Suspended					SHRNOM = 1.25		

C Range: 0 - 360DEG  
C Interval: 15.0DEG  
Test Speed: HIGH  
Temperature:25.3DEG  
Operators:ZhangXiao  
Test Date:2016-08-01

$\gamma$  Range: 0 - 180DEG  
 $\gamma$  Interval: 1.0DEG  
 $\gamma$  Test System:EVERFINE GO-2000B\_V1 SYSTEM V2.0.265  
Humidity:65.0%  
Test Distance:6.610m [K=1.0000]  
Remarks:

### ISOCANDELA DIAGRAM

Test:U:226.6V I:0.0900A P:19.40W PF:0.9530 Lamp Flux:1941.68x1 lm		
NAME:	TYPE:	WEIGHT:
DIM.:	SPEC.:	SERIAL No.:
MFR.: Rayconn	SUR.:	PROTECTION ANGLE:




C Range: 0 - 360DEG  
C Interval: 15.0DEG  
Test Speed: HIGH  
Temperature: 25.3DEG  
Operators: ZhangXiao  
Test Date: 2016-08-01

γ Range: 0 - 180DEG  
γ Interval: 1.0DEG  
Test System: EVERFINE GO-2000B\_V1 SYSTEM V2.0.265  
Humidity: 65.0%  
Test Distance: 6.610m [K=1.0000]  
Remarks:

### AAI Figure

Test:U:226.6V I:0.0900A P:19.40W PF:0.9530 Lamp Flux:1941.68x1 lm		
NAME:	TYPE:	WEIGHT:
DIM.:	SPEC.:	SERIAL No.:
MFR.: Rayconn	SUR.:	PROTECTION ANGLE:

Flux out:623.9 lm



Note:The Curves indicate the illuminated area and the average illumination when the luminaire is at different distance.

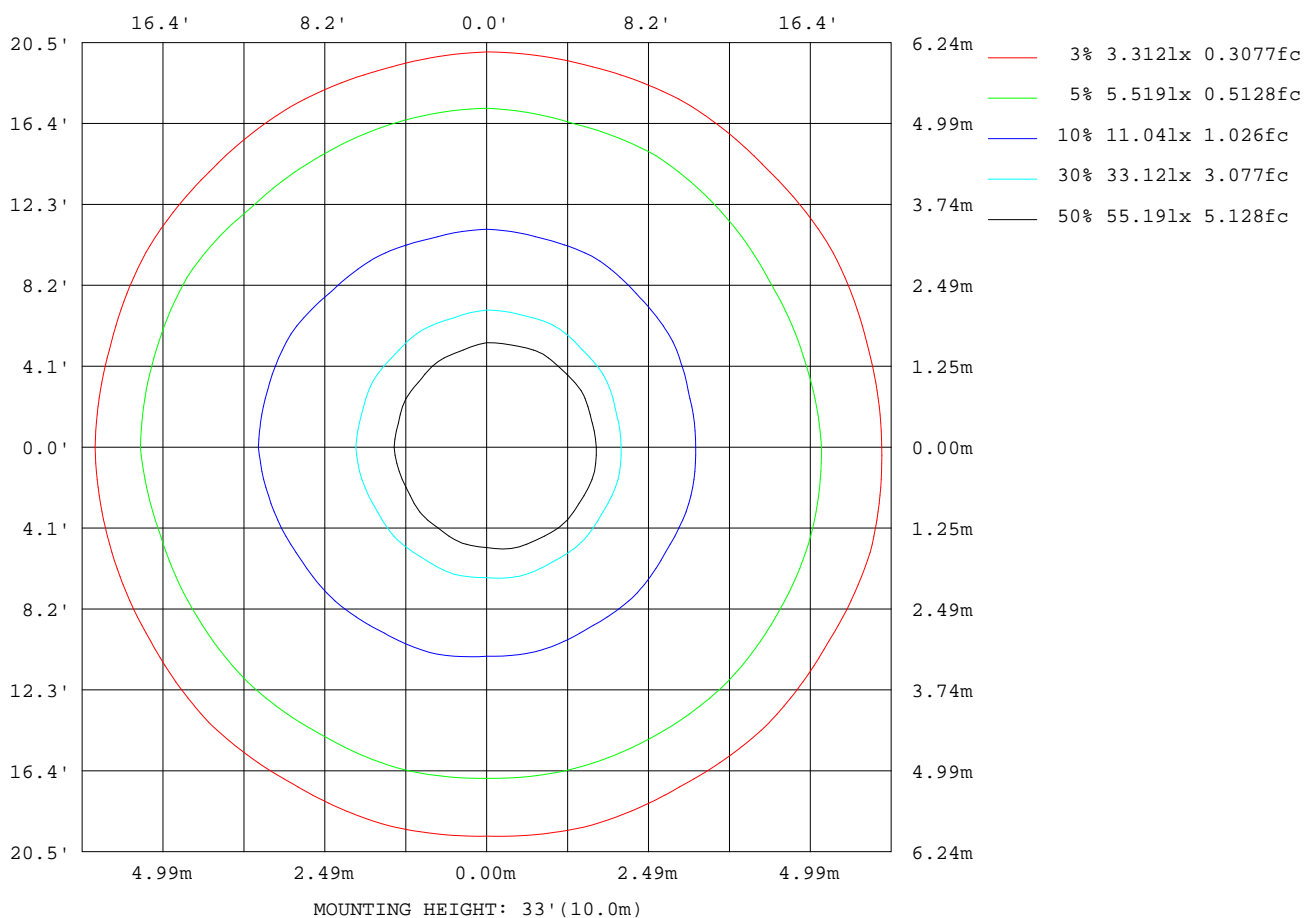
C Range: 0 - 360DEG  
C Interval: 15.0DEG  
Test Speed: HIGH  
Temperature:25.3DEG  
Operators:ZhangXiao  
Test Date:2016-08-01

γ Range: 0 - 180DEG  
γ Interval: 1.0DEG  
Test System:EVERFINE GO-2000B\_V1 SYSTEM V2.0.265  
Humidity:65.0%  
Test Distance:6.610m [K=1.0000]  
Remarks:



### ISOLUX DIAGRAM

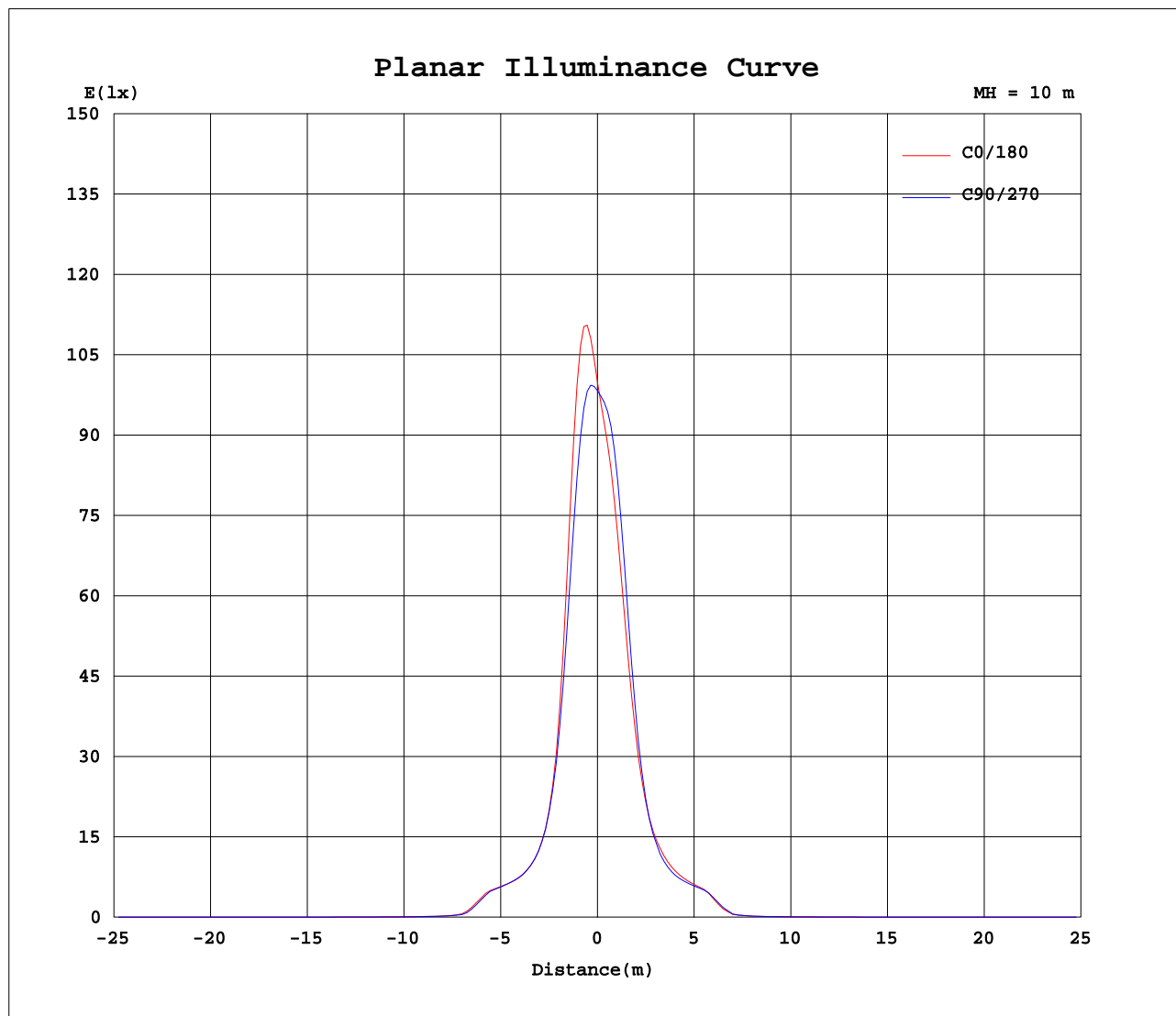
Test:U:226.6V I:0.0900A P:19.40W PF:0.9530 Lamp Flux:1941.68x1 lm		
NAME:	TYPE:	WEIGHT:
DIM.:	SPEC.:	SERIAL No.:
MFR.: Rayconn	SUR.:	PROTECTION ANGLE:



C Range: 0 - 360DEG  
C Interval: 15.0DEG  
Test Speed: HIGH  
Temperature: 25.3DEG  
Operators: ZhangXiao  
Test Date: 2016-08-01

γ Range: 0 - 180DEG  
γ Interval: 1.0DEG  
Test System: EVERFINE GO-2000B\_V1 SYSTEM V2.0.265  
Humidity: 65.0%  
Test Distance: 6.610m [K=1.0000]  
Remarks:

## Planar Illuminance Curve



C Range: 0 - 360DEG  
C Interval: 15.0DEG  
Test Speed: HIGH  
Temperature: 25.3DEG  
Operators: ZhangXiao  
Test Date: 2016-08-01

$\gamma$  Range: 0 - 180DEG  
 $\gamma$  Interval: 1.0DEG  
Test System: EVERFINE GO-2000B\_V1 SYSTEM V2.0.265  
Humidity: 65.0%  
Test Distance: 6.610m [K=1.0000]  
Remarks:

## LUMINOUS DISTRIBUTION INTENSITY DATA

Test:U:226.6V I:0.0900A P:19.40W PF:0.9530 Lamp Flux:1941.68x1 lm																			
NAME:										TYPE:					WEIGHT:				
DIM.:										SPEC.:					SERIAL No.:				
MFR.: Rayconn										SUR.:					PROTECTION ANGLE:				

Table--1

UNIT: ×10cd

γ (DEG) \ C (DEG)	0	15	30	45	60	75	90	105	120	135	150	165	180	195	210	225	240	255	270
0	985	985	985	985	985	985	985	985	985	985	985	985	985	985	985	985	985	985	985
5	1061	1077	1051	1040	992	961	908	879	835	815	788	781	775	773	788	798	825	845	884
10	514	529	503	515	485	488	458	457	431	431	417	425	427	423	438	436	461	465	499
15	182	185	178	185	180	187	183	190	187	194	193	201	204	201	205	198	202	197	206
20	104	106	104	106	104	107	107	109	110	113	115	120	123	122	121	115	115	112	113
25	82.2	83.4	83.0	84.1	83.1	83.9	83.4	84.0	84.3	85.4	86.8	89.9	90.1	89.9	89.3	85.4	85.5	85.5	86.0
30	67.9	70.2	67.2	68.4	65.5	66.6	63.6	66.1	63.5	66.4	63.8	64.3	66.5	65.5	67.2	65.9	66.6	66.9	69.1
35	11.3	14.3	10.2	10.8	9.69	10.3	9.25	9.89	8.96	9.82	9.43	10.2	9.64	9.08	9.88	9.82	10.7	9.97	11.1
40	4.20	4.11	3.94	4.01	3.92	4.00	3.87	4.00	3.88	4.03	4.05	4.11	3.95	3.87	3.98	4.02	4.09	4.00	4.05
45	2.53	2.51	2.43	2.46	2.41	2.44	2.37	2.43	2.37	2.43	2.44	2.46	2.40	2.39	2.44	2.45	2.50	2.45	2.49
50	1.67	1.66	1.63	1.67	1.65	1.65	1.60	1.62	1.59	1.63	1.66	1.68	1.66	1.67	1.69	1.68	1.68	1.66	1.66
55	1.29	1.29	1.28	1.29	1.28	1.29	1.25	1.25	1.25	1.26	1.29	1.30	1.26	1.28	1.30	1.29	1.28	1.29	1.28
60	1.09	1.10	1.09	1.09	1.08	1.08	1.10	1.11	1.10	1.10	1.11	1.10	1.05	1.06	1.08	1.08	1.07	1.08	1.08
65	0.96	0.97	0.97	0.96	0.95	0.96	0.96	0.97	0.97	0.97	0.97	0.96	0.92	0.92	0.94	0.94	0.94	0.95	0.94
70	0.84	0.85	0.84	0.83	0.82	0.82	0.82	0.83	0.83	0.83	0.83	0.83	0.80	0.80	0.80	0.81	0.81	0.82	0.81
75	0.72	0.73	0.72	0.71	0.70	0.69	0.69	0.70	0.70	0.71	0.70	0.70	0.69	0.69	0.70	0.70	0.69	0.71	0.69
80	0.62	0.64	0.62	0.60	0.59	0.59	0.59	0.60	0.60	0.60	0.60	0.60	0.60	0.61	0.61	0.60	0.59	0.60	0.59
85	0.54	0.58	0.57	0.50	0.50	0.50	0.49	0.50	0.50	0.50	0.49	0.49	0.54	0.58	0.56	0.52	0.52	0.53	0.52
90	0.48	0.53	0.50	0.39	0.38	0.38	0.38	0.38	0.38	0.38	0.38	0.37	0.57	0.60	0.56	0.47	0.46	0.47	0.46
95	0.38	0.46	0.41	0.32	0.32	0.32	0.31	0.31	0.32	0.31	0.31	0.31	0.56	0.58	0.53	0.47	0.46	0.47	0.46
100	0.30	0.32	0.31	0.28	0.28	0.28	0.28	0.29	0.29	0.29	0.29	0.29	0.49	0.50	0.49	0.48	0.47	0.48	0.47
105	0.32	0.32	0.32	0.32	0.32	0.32	0.32	0.33	0.33	0.33	0.33	0.33	0.49	0.50	0.49	0.50	0.49	0.50	0.49
110	0.39	0.39	0.39	0.39	0.39	0.39	0.39	0.39	0.39	0.40	0.39	0.40	0.39	0.52	0.52	0.52	0.52	0.52	0.52
115	0.46	0.46	0.46	0.46	0.46	0.46	0.46	0.45	0.46	0.45	0.46	0.45	0.55	0.56	0.55	0.56	0.55	0.56	0.55
120	0.52	0.52	0.52	0.52	0.52	0.52	0.52	0.52	0.52	0.52	0.52	0.51	0.61	0.62	0.61	0.62	0.61	0.62	0.61
125	0.63	0.63	0.63	0.63	0.64	0.63	0.64	0.64	0.64	0.64	0.64	0.63	0.72	0.72	0.71	0.72	0.71	0.72	0.71
130	0.81	0.81	0.82	0.82	0.83	0.83	0.84	0.84	0.86	0.85	0.86	0.85	0.91	0.92	0.90	0.91	0.90	0.90	0.89
135	1.06	1.06	1.06	1.07	1.08	1.08	1.09	1.09	1.10	1.09	1.10	1.09	1.13	1.14	1.12	1.13	1.12	1.12	1.11
140	1.28	1.29	1.29	1.30	1.30	1.30	1.30	1.30	1.31	1.30	1.30	1.29	1.32	1.33	1.31	1.32	1.31	1.32	1.31
145	1.43	1.44	1.43	1.44	1.44	1.44	1.44	1.44	1.45	1.43	1.44	1.43	1.46	1.46	1.45	1.46	1.45	1.46	1.45
150	1.52	1.53	1.52	1.53	1.52	1.53	1.53	1.53	1.53	1.52	1.53	1.52	1.54	1.55	1.54	1.55	1.54	1.55	1.54
155	1.57	1.58	1.57	1.58	1.58	1.58	1.58	1.58	1.59	1.58	1.59	1.58	1.60	1.60	1.59	1.60	1.59	1.60	1.60
160	1.61	1.62	1.61	1.62	1.61	1.62	1.62	1.62	1.62	1.62	1.63	1.62	1.63	1.63	1.63	1.63	1.63	1.63	1.63
165	1.64	1.65	1.64	1.65	1.65	1.65	1.65	1.65	1.65	1.65	1.66	1.65	1.66	1.66	1.66	1.66	1.66	1.66	1.65
170	1.63	1.64	1.63	1.64	1.63	1.63	1.63	1.63	1.63	1.63	1.64	1.63	1.64	1.65	1.65	1.65	1.65	1.65	1.65
175	1.56	1.57	1.55	1.56	1.54	1.55	1.53	1.53	1.53	1.53	1.53	1.53	1.54	1.55	1.54	1.55	1.55	1.56	1.56
180	1.52	1.53	1.51	1.52	1.51	1.51	1.51	1.51	1.52	1.52	1.53	1.52	1.53	1.52	1.51	1.52	1.51	1.51	1.51

C Range: 0 - 360DEG  
C Interval: 15.0DEG  
Test Speed: HIGH  
Temperature: 25.3DEG  
Operators: ZhangXiao  
Test Date: 2016-08-01

γ Range: 0 - 180DEG  
γ Interval: 1.0DEG  
Test System: EVERFINE GO-2000B\_V1 SYSTEM V2.0.265  
Humidity: 65.0%  
Test Distance: 6.610m [K=1.0000]  
Remarks:

## LUMINOUS DISTRIBUTION INTENSITY DATA

Test:U:226.6V I:0.0900A P:19.40W PF:0.9530 Lamp Flux:1941.68x1 lm		
NAME:	TYPE:	WEIGHT:
DIM.:	SPEC.:	SERIAL No.:
MFR.: Rayconn	SUR.:	PROTECTION ANGLE:

Table--2

UNIT: x10cd

C(DEC) γ (DEC)	285	300	315	330	345														
0	985	985	985	985	985														
5	912	958	982	1026	1041														
10	501	532	517	541	513														
15	201	209	197	198	185														
20	111	114	111	111	106														
25	84.7	86.3	84.3	83.5	82.9														
30	69.0	70.5	68.6	69.4	68.2														
35	10.7	14.7	11.3	14.8	11.2														
40	3.96	4.09	4.13	4.30	4.19														
45	2.43	2.52	2.51	2.59	2.53														
50	1.65	1.70	1.72	1.75	1.69														
55	1.27	1.29	1.30	1.32	1.29														
60	1.07	1.07	1.07	1.09	1.07														
65	0.94	0.94	0.94	0.95	0.94														
70	0.81	0.81	0.81	0.82	0.82														
75	0.69	0.70	0.69	0.70	0.70														
80	0.59	0.60	0.60	0.60	0.60														
85	0.52	0.52	0.52	0.53	0.52														
90	0.46	0.46	0.46	0.46	0.46														
95	0.47	0.46	0.46	0.47	0.46														
100	0.47	0.47	0.47	0.47	0.47														
105	0.49	0.49	0.49	0.49	0.49														
110	0.52	0.52	0.52	0.52	0.52														
115	0.56	0.56	0.56	0.56	0.55														
120	0.61	0.61	0.61	0.61	0.61														
125	0.72	0.71	0.72	0.71	0.72														
130	0.89	0.88	0.89	0.88	0.88														
135	1.11	1.10	1.10	1.10	1.10														
140	1.31	1.31	1.31	1.31	1.31														
145	1.46	1.45	1.46	1.46	1.45														
150	1.55	1.55	1.55	1.55	1.54														
155	1.60	1.60	1.60	1.60	1.60														
160	1.63	1.63	1.63	1.63	1.62														
165	1.65	1.66	1.65	1.66	1.65														
170	1.65	1.65	1.65	1.65	1.64														
175	1.57	1.58	1.58	1.59	1.58														
180	1.51	1.52	1.52	1.53	1.52														

C Range: 0 - 360DEG  
C Interval: 15.0DEG  
Test Speed: HIGH  
Temperature:25.3DEG  
Operators:ZhangXiao  
Test Date:2016-08-01

γ Range: 0 - 180DEG  
γ Interval: 1.0DEG  
γ Test System:EVERFINE GO-2000B\_V1 SYSTEM V2.0.265  
Humidity:65.0%  
Test Distance:6.610m [K=1.0000]  
Remarks: