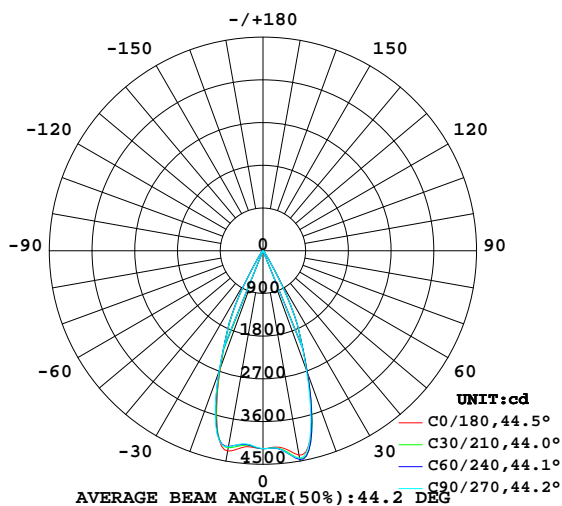


## LUMINAIRE PHOTOMETRIC TEST REPORT

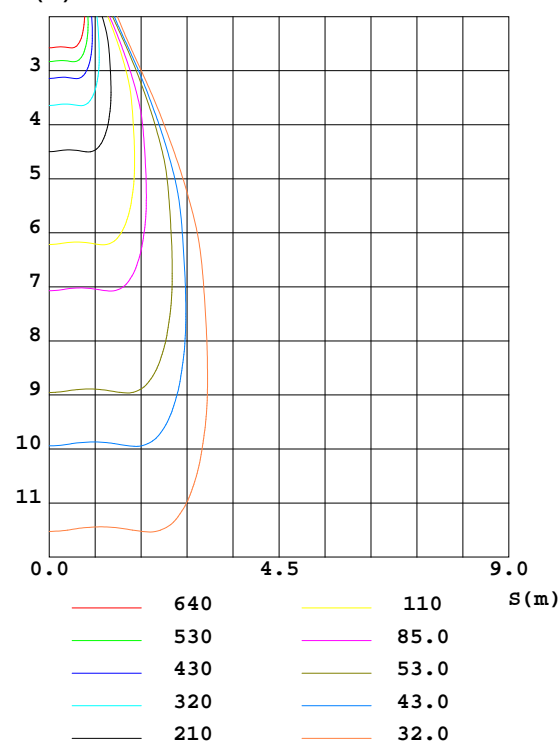
Test:U:226.5V I:0.1270A P:27.60W PF:0.9620 Lamp Flux:2463.27x1 lm		
NAME:	TYPE:	WEIGHT:
DIM.:	SPEC.:	SERIAL No.:
MFR.: Rayconn	SUR.:	PROTECTION ANGLE:

DATA OF LAMP		PHOTOMETRIC DATA Eff: 89.25 lm/W			
MODEL	SD031-30W-830-W-45	Imax(cd)	4470	S/MH(C0/180)	0.70
NOMINAL POWER(W)	28	LOR(%)	100.0	S/MH(C90/270)	0.70
RATED VOLTAGE(V)	226	TOTAL FLUX(lm)	2463.3	$\eta$ UP,DN(C0-180)	1.3,49.3
NOMINAL FLUX(lm)	2463.27	CIE CLASS	DIRECT	$\eta$ UP,DN(C180-360)	1.4,48.1
LAMPS INSIDE	1	$\eta$ up(%)	2.6	CIBSE SHR NOM	0.50
TEST VOLTAGE(V)	226.4	$\eta$ down(%)	97.4	CIBSE SHR MAX	0.70

LUMINOUS INTENSITY DISTRIBUTION DIAGRAM



C0 PLANE ISOLUX DIAGRAM (UNIT:lx)



C Range: 0 - 360DEG  
 C Interval: 15.0DEG  
 Test Speed: HIGH  
 Temperature:25.3DEG  
 Operators:ZhangXiao  
 Test Date:2016-09-08

$\gamma$  Range: 0 - 180DEG  
 $\gamma$  Interval: 1.0DEG  
 Test System:EVERFINE GO-2000B\_V1 SYSTEM V2.0.265  
 Humidity:65.0%  
 Test Distance:6.590m [K=1.0000]  
 Remarks:

## ZONAL FLUX DIAGRAM

### ZONAL FLUX DIAGRAM:

γ	C0	C45	C90	C135	C180	C225	C270	C315	γ	Φ zone	Φ total	%lum, lamp
10	4373	4455	4437	4326	4284	4198	4195	4248	0- 10	402.1	402.1	16.3,16.3
20	2744	2792	2680	2646	2630	2622	2715	2693	10- 20	1032	1434	58.2,58.2
30	638.2	644.5	614.8	640.2	634.8	593.3	607.6	598.9	20- 30	738.4	2172	88.2,88.2
40	79.37	81.77	84.62	87.81	79.61	77.50	76.38	75.90	30- 40	132.8	2305	93.6,93.6
50	30.74	31.14	31.19	31.63	30.31	30.71	30.85	30.58	40- 50	37.63	2343	95.1,95.1
60	18.48	18.72	18.58	18.76	18.24	18.55	18.83	18.58	50- 60	21.36	2364	96,96
70	12.86	13.04	13.06	13.06	12.58	12.68	12.84	12.82	60- 70	15.41	2379	96.6,96.6
80	8.451	8.456	8.411	8.384	8.500	8.427	8.553	8.638	70- 80	11.18	2391	97.1,97.1
90	5.289	4.795	4.730	4.777	6.120	5.848	5.801	5.753	80- 90	7.364	2398	97.4,97.4
100	4.672	4.476	4.476	4.441	6.113	6.027	6.021	5.950	90-100	5.753	2404	97.6,97.6
110	5.034	5.009	4.995	5.006	6.612	6.665	6.636	6.607	100-110	5.741	2410	97.8,97.8
120	7.473	7.456	7.484	7.482	8.653	8.680	8.639	8.611	110-120	6.729	2416	98.1,98.1
130	11.30	11.29	11.31	11.34	12.05	12.14	12.05	11.99	120-130	8.776	2425	98.4,98.4
140	15.30	15.28	15.33	15.36	15.84	16.01	15.84	15.81	130-140	10.52	2436	98.9,98.9
150	18.84	18.85	18.91	18.89	19.16	19.35	19.17	19.17	140-150	10.91	2446	99.3,99.3
160	20.17	20.24	20.21	20.23	20.45	20.40	20.44	20.40	150-160	9.199	2456	99.7,99.7
170	19.70	19.76	19.68	19.67	19.91	19.83	19.87	19.89	160-170	5.697	2461	99.9,99.9
180	20.29	20.35	20.28	20.30	20.37	20.30	20.32	20.27	170-180	1.898	2463	100,100
DEG	LUMINOUS INTENSITY:cd									UNIT:lm		

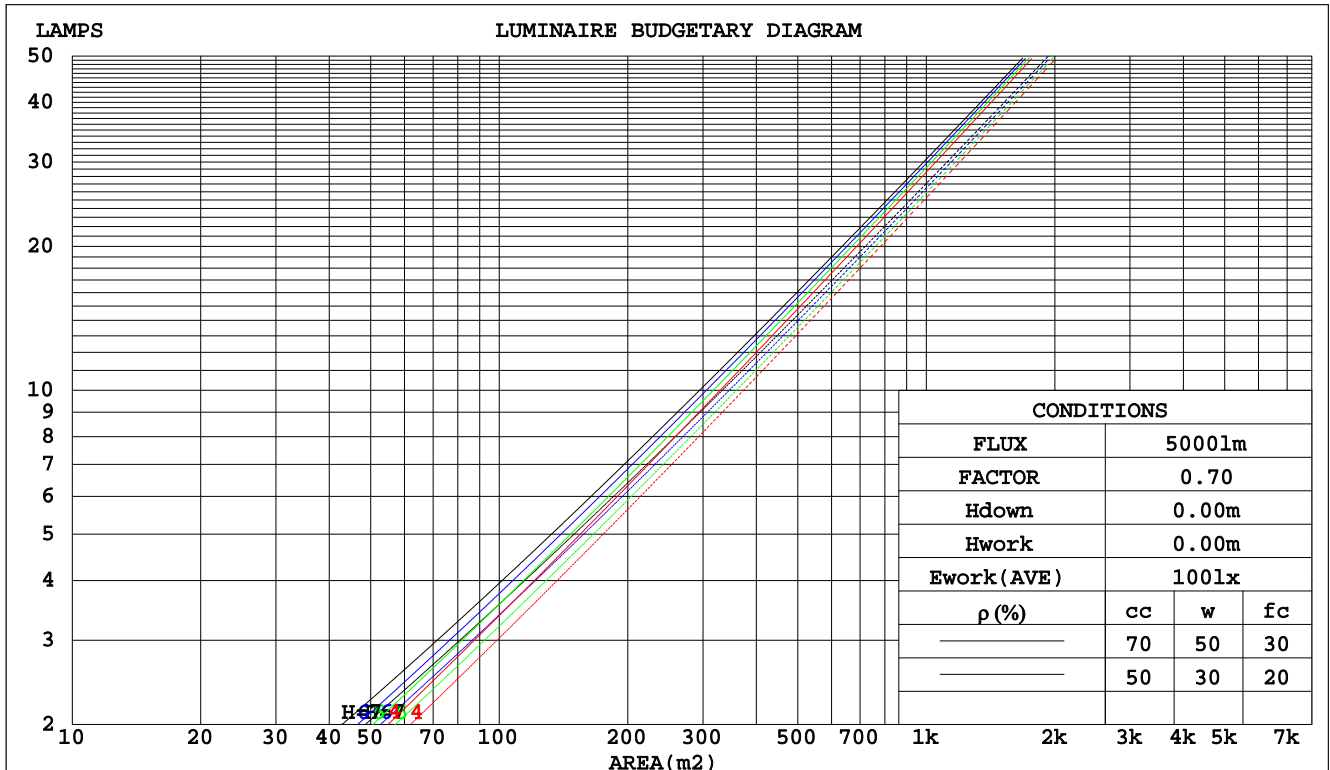
C Range: 0 - 360DEG  
C Interval: 15.0DEG  
Test Speed: HIGH  
Temperature:25.3DEG  
Operators:ZhangXiao  
Test Date:2016-09-08

γ Range: 0 - 180DEG  
γ Interval: 1.0DEG  
Test System:EVERFINE GO-2000B\_V1 SYSTEM V2.0.265  
Humidity:65.0%  
Test Distance:6.590m [K=1.0000]  
Remarks:

### CU AND LUMINAIRE BUDGETARY ESTIMATE DIAGRAM

Test:U:226.5V I:0.1270A P:27.60W PF:0.9620 Lamp Flux:2463.27x1 lm		
NAME:	TYPE:	WEIGHT:
DIM.:	SPEC.:	SERIAL No.:
MFR.: Rayconn	SUR.:	PROTECTION ANGLE:

pcc	80%			70%			50%			30%			10%			0
pw	50%	30%	10%	50%	30%	10%	50%	30%	10%	50%	30%	10%	50%	30%	10%	0
pfc	20%			20%			20%			20%			20%			0
RCR	RCR:Room Cavity Ratio															



C Range: 0 - 360DEG  
C Interval: 15.0DEG  
Test Speed: HIGH  
Temperature: 25.3DEG  
Operators: ZhangXiao  
Test Date: 2016-09-08

γ Range: 0 - 180DEG  
γ Interval: 1.0DEG  
Test System: EVERFINE GO-2000B\_V1 SYSTEM V2.0.265  
Humidity: 65.0%  
Test Distance: 6.590m [K=1.0000]  
Remarks:

# WEC AND CCEC

Test:U:226.5V I:0.1270A P:27.60W PF:0.9620 Lamp Flux:2463.27x1 lm		
NAME:	TYPE:	WEIGHT:
DIM.:	SPEC.:	SERIAL No.:
MFR.: Rayconn	SUR.:	PROTECTION ANGLE:

pcc	80%			70%			50%			30%			10%			0	
pw	50%	30%	10%	50%	30%	10%	50%	30%	10%	50%	30%	10%	50%	30%	10%	0	
pfc	20%			20%			20%			20%			20%			0	
RCR	RCR:Room Cavity Ratio						Wall Exitance Coefficients(WEC)										
0.0																	
1.0	.165	.094	.030	.158	.090	.029	.144	.083	.026	.131	.076	.024	.119	.069	.022		
2.0	.154	.085	.026	.148	.082	.025	.136	.076	.024	.125	.070	.022	.115	.065	.021		
3.0	.145	.077	.023	.139	.075	.022	.129	.070	.021	.120	.066	.020	.111	.061	.019		
4.0	.136	.071	.021	.132	.069	.020	.123	.065	.019	.115	.062	.019	.107	.058	.018		
5.0	.129	.066	.019	.125	.064	.019	.117	.061	.018	.110	.058	.017	.103	.055	.017		
6.0	.122	.061	.018	.119	.060	.017	.112	.057	.017	.106	.055	.016	.100	.053	.016		
7.0	.117	.058	.016	.113	.057	.016	.107	.054	.016	.102	.052	.015	.097	.050	.015		
8.0	.111	.054	.015	.109	.053	.015	.103	.052	.015	.098	.050	.014	.093	.048	.014		
9.0	.107	.052	.014	.104	.051	.014	.099	.049	.014	.095	.048	.014	.091	.046	.013		
10.0	.102	.049	.014	.100	.048	.013	.096	.047	.013	.092	.045	.013	.088	.044	.013		

pcc	80%			70%			50%			30%			10%			0	
pw	50%	30%	10%	50%	30%	10%	50%	30%	10%	50%	30%	10%	50%	30%	10%	0	
pfc	20%			20%			20%			20%			20%			0	
RCR	RCR:Room Cavity Ratio						Ceiling Cavity Exitance Coefficients(CCEC)										
0.0	.211	.211	.211	.180	.180	.180	.123	.123	.123	.071	.071	.071	.023	.023	.023		
1.0	.191	.178	.166	.163	.153	.143	.112	.105	.099	.064	.061	.058	.021	.020	.019		
2.0	.174	.153	.135	.149	.132	.117	.102	.091	.081	.059	.053	.048	.019	.017	.016		
3.0	.161	.134	.113	.138	.116	.098	.095	.080	.068	.055	.047	.040	.018	.015	.013		
4.0	.150	.119	.096	.128	.103	.083	.088	.072	.059	.051	.042	.035	.016	.014	.011		
5.0	.140	.107	.083	.120	.093	.072	.083	.065	.051	.048	.038	.030	.015	.012	.010		
6.0	.132	.098	.073	.114	.085	.064	.078	.059	.045	.045	.035	.027	.015	.011	.009		
7.0	.125	.090	.065	.108	.078	.057	.074	.055	.040	.043	.032	.024	.014	.011	.008		
8.0	.119	.084	.059	.103	.072	.052	.071	.051	.037	.041	.030	.022	.013	.010	.007		
9.0	.114	.078	.054	.098	.068	.047	.068	.048	.033	.040	.028	.020	.013	.009	.007		
10.0	.109	.074	.050	.094	.064	.044	.065	.045	.031	.038	.027	.019	.012	.009	.006		

C Range: 0 - 360DEG  
C Interval: 15.0DEG  
Test Speed: HIGH  
Temperature:25.3DEG  
Operators:ZhangXiao  
Test Date:2016-09-08

γ Range: 0 - 180DEG  
γ Interval: 1.0DEG  
Test System:EVERFINE GO-2000B\_V1 SYSTEM V2.0.265  
Humidity:65.0%  
Test Distance:6.590m [K=1.0000]  
Remarks:

### Uncorrected UGR Table

Test:U:226.5V I:0.1270A P:27.60W PF:0.9620 Lamp Flux:2463.27x1 lm										
NAME:			TYPE:			WEIGHT:				
DIM.:			SPEC.:			SERIAL No.:				
MFR.: Rayconn			SUR.:			PROTECTION ANGLE:				
ceiling/cavity	0.7	0.7	0.5	0.5	0.3	0.7	0.7	0.5	0.5	0.3
walls	0.5	0.3	0.5	0.3	0.3	0.5	0.3	0.5	0.3	0.3
working plane	0.2	0.2	0.2	0.2	0.2	0.2	0.2	0.2	0.2	0.2
Room dimensions	Viewed crosswise					Viewed endwise				
x = 2H y = 2H	11.1	11.9	11.4	12.1	12.3	11.2	12.0	11.4	12.2	12.4
3H	11.8	12.5	12.1	12.8	13.0	11.8	12.5	12.1	12.8	13.0
4H	12.2	12.9	12.5	13.2	13.4	12.2	12.9	12.5	13.2	13.4
6H	12.7	13.4	13.1	13.7	14.0	12.7	13.4	13.0	13.6	13.9
8H	13.0	13.7	13.4	14.0	14.3	13.0	13.6	13.3	13.9	14.2
12H	13.4	14.0	13.8	14.3	14.7	13.3	13.9	13.7	14.3	14.6
4H 2H	11.3	12.0	11.6	12.2	12.5	11.3	12.0	11.6	12.2	12.5
3H	12.1	12.7	12.5	13.1	13.4	12.1	12.8	12.5	13.1	13.4
4H	12.7	13.3	13.1	13.6	14.0	12.7	13.3	13.1	13.6	14.0
6H	13.5	14.0	13.9	14.3	14.7	13.5	13.9	13.9	14.3	14.7
8H	13.9	14.4	14.3	14.8	15.2	13.9	14.3	14.3	14.7	15.1
12H	14.4	14.8	14.9	15.3	15.7	14.3	14.8	14.8	15.2	15.6
8H 4H	13.0	13.4	13.4	13.8	14.2	13.0	13.4	13.4	13.8	14.2
6H	13.9	14.3	14.4	14.7	15.2	13.9	14.3	14.4	14.7	15.2
8H	14.5	14.8	15.0	15.3	15.8	14.5	14.8	15.0	15.3	15.8
12H	15.2	15.5	15.7	16.0	16.5	15.1	15.4	15.6	15.9	16.4
12H 4H	13.0	13.4	13.5	13.8	14.3	13.0	13.4	13.4	13.8	14.3
6H	14.0	14.4	14.5	14.8	15.3	14.0	14.3	14.5	14.8	15.3
8H	14.7	15.0	15.2	15.5	16.0	14.7	14.9	15.2	15.4	16.0
Variations with the observer position at spacings:										
S = 1.0H	+ 0.6 / - 0.6					+ 0.7 / - 0.6				
1.5H	+ 1.3 / - 0.5					+ 1.4 / - 0.5				
2.0H	+ 0.4 / - 0.2					+ 0.4 / - 0.3				

CIE Pub.117 Corrected 2463 lm Total Lamp Luminous Flux.(8log(F/F0) = 3.1)

C Range: 0 - 360DEG  
C Interval: 15.0DEG  
Test Speed: HIGH  
Temperature:25.3DEG  
Operators:ZhangXiao  
Test Date:2016-09-08

γ Range: 0 - 180DEG  
γ Interval: 1.0DEG  
Test System:EVERFINE GO-2000B\_V1 SYSTEM V2.0.265  
Humidity:65.0%  
Test Distance:6.590m [K=1.0000]  
Remarks:

## UTILIZATION FACTORS TABLE

Test:U:226.5V I:0.1270A P:27.60W PF:0.9620 Lamp Flux:2463.27x1 lm		
NAME:	TYPE:	WEIGHT:
DIM.:	SPEC.:	SERIAL No.:
MFR.: Rayconn	SUR.:	PROTECTION ANGLE:

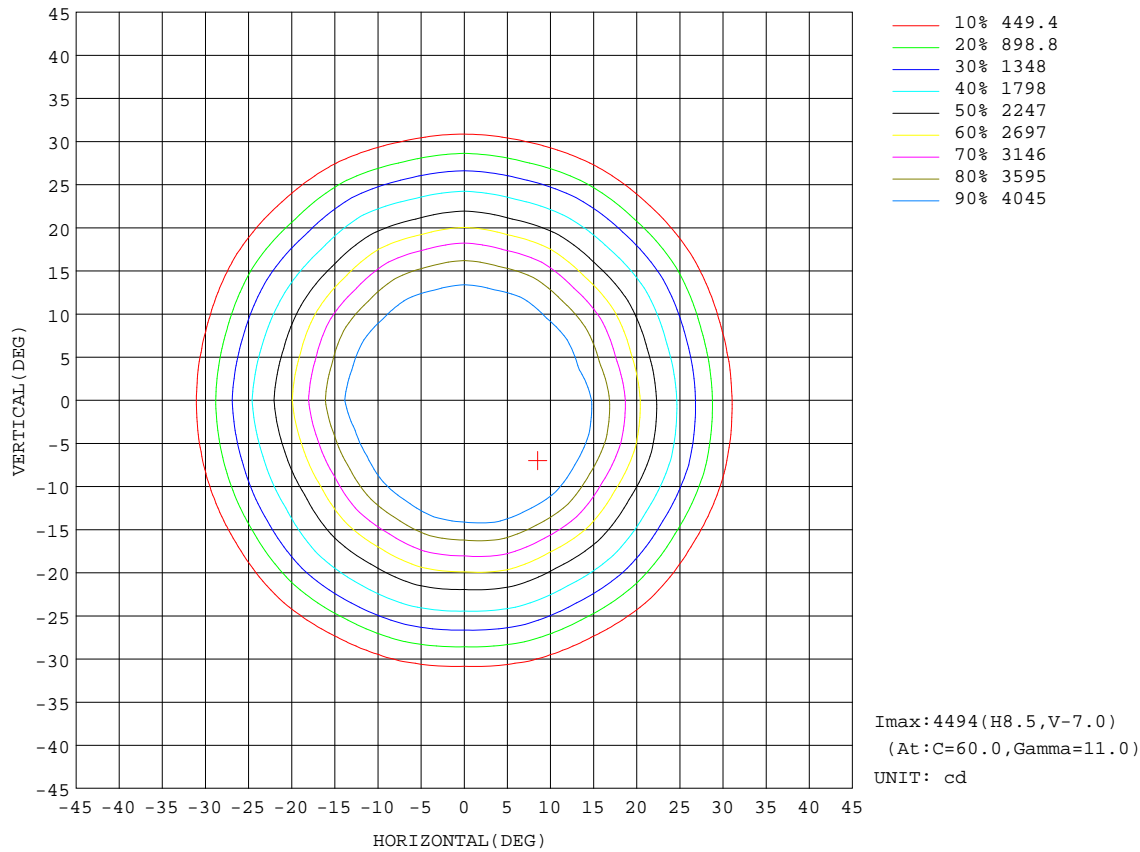
REFLECTANCE										
Ceiling	0.8	0.8	0.8	0.7	0.7	0.7	0.5	0.5	0.5	0
Walls	0.7	0.5	0.3	0.7	0.5	0.3	0.7	0.5	0.3	0
Working plane	0.2	0.2	0.2	0.2	0.2	0.2	0.2	0.2	0.2	0
ROOM INDEX	UTILIZATION FACTORS(PERCENT) $k(RI) \times RCR = 5$									
$k = 0.60$	88	81	78	87	81	78	86	81	78	74
0.80	95	89	85	94	89	85	93	88	85	81
1.00	99	93	90	98	93	89	96	92	89	85
1.25	103	97	94	101	97	94	99	95	93	88
1.50	105	101	97	104	100	97	101	98	95	90
2.00	108	104	100	106	102	99	103	100	98	92
2.50	109	106	103	108	104	102	104	101	99	93
3.00	111	108	105	109	106	103	105	103	101	94
4.00	113	110	108	111	108	106	107	105	103	95
5.00	114	112	110	112	110	108	108	106	105	96
ROOM INDEX	UF(total)									Direct
According to DIN EN 13032-2 2004			Suspended					SHRNOM = 1.25		

C Range: 0 - 360DEG  
C Interval: 15.0DEG  
Test Speed: HIGH  
Temperature:25.3DEG  
Operators:ZhangXiao  
Test Date:2016-09-08

$\gamma$  Range: 0 - 180DEG  
 $\gamma$  Interval: 1.0DEG  
 $\gamma$  Test System:EVERFINE GO-2000B\_V1 SYSTEM V2.0.265  
Humidity:65.0%  
Test Distance:6.590m [K=1.0000]  
Remarks:

ISOCANDELA DIAGRAM

Test:U:226.5V I:0.1270A P:27.60W PF:0.9620 Lamp Flux:2463.27x1 lm		
NAME:	TYPE:	WEIGHT:
DIM.:	SPEC.:	SERIAL No.:
MFR.: Rayconn	SUR.:	PROTECTION ANGLE:



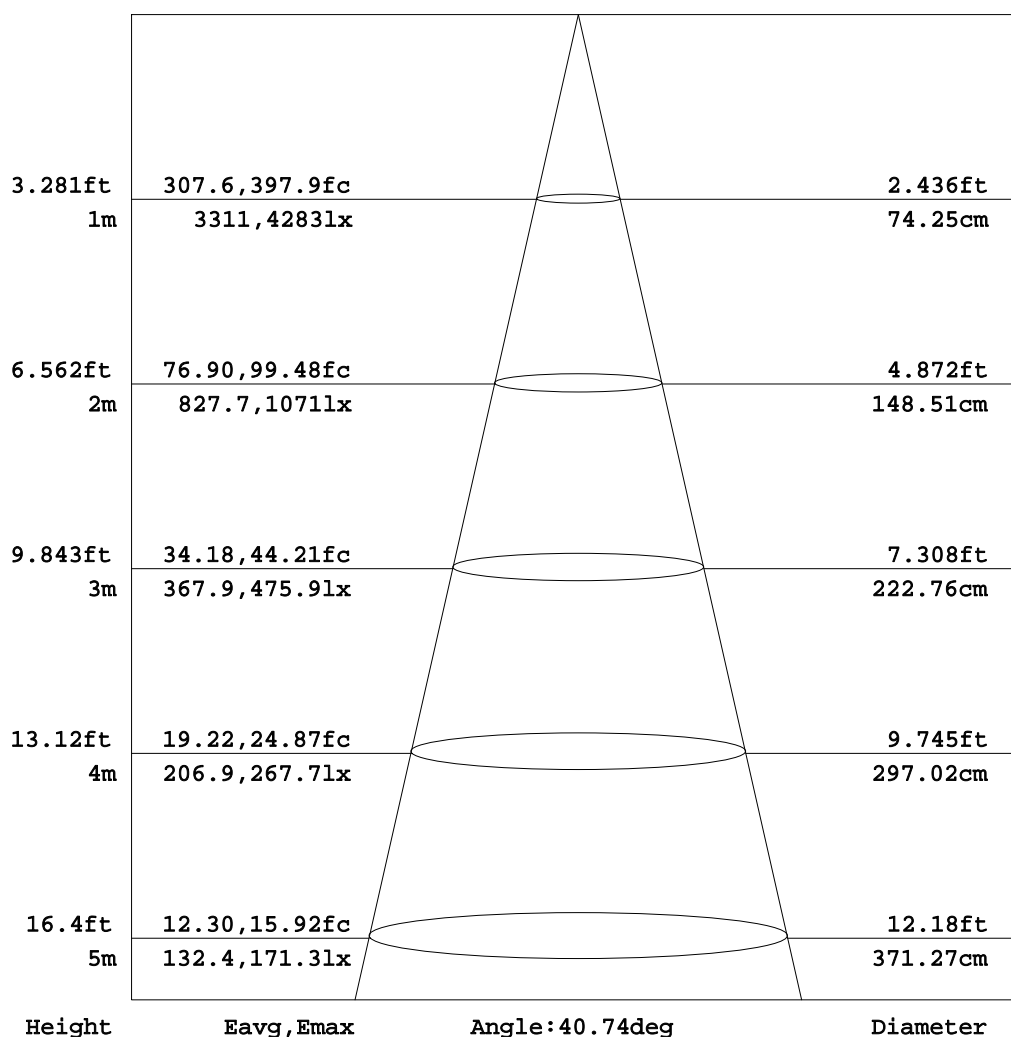
C Range: 0 - 360DEG  
C Interval: 15.0DEG  
Test Speed: HIGH  
Temperature:25.3DEG  
Operators:ZhangXiao  
Test Date:2016-09-08

γ Range: 0 - 180DEG  
γ Interval: 1.0DEG  
Test System:EVERFINE GO-2000B\_V1 SYSTEM V2.0.265  
Humidity:65.0%  
Test Distance:6.590m [K=1.0000]  
Remarks:

### AAI Figure

Test:U:226.5V I:0.1270A P:27.60W PF:0.9620 Lamp Flux:2463.27x1 lm		
NAME:	TYPE:	WEIGHT:
DIM.:	SPEC.:	SERIAL No.:
MFR.: Rayconn	SUR.:	PROTECTION ANGLE:

Flux out:1533 lm



Note:The Curves indicate the illuminated area and the average illumination when the luminaire is at different distance.

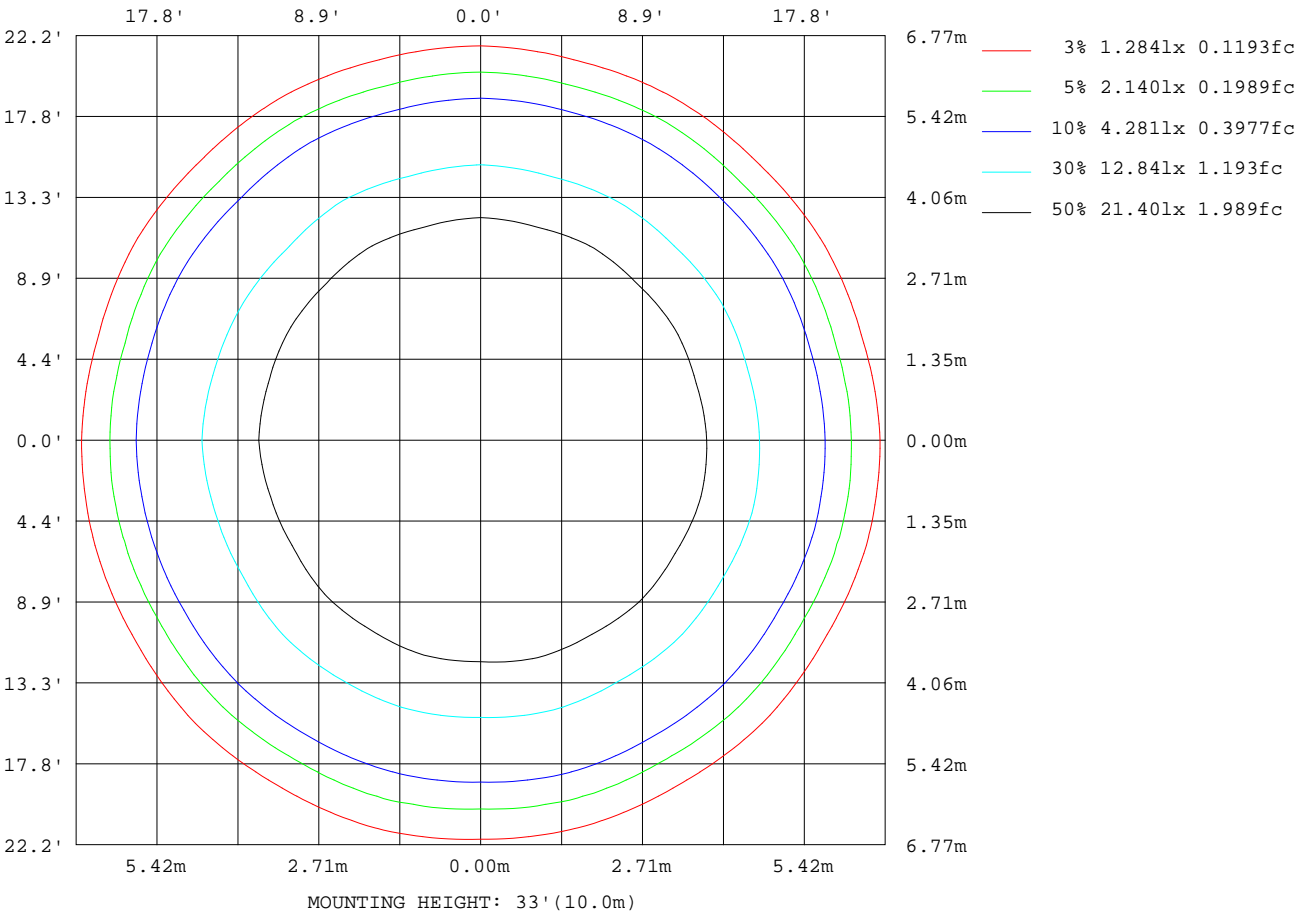
C Range: 0 - 360DEG  
C Interval: 15.0DEG  
Test Speed: HIGH  
Temperature:25.3DEG  
Operators:ZhangXiao  
Test Date:2016-09-08

γ Range: 0 - 180DEG  
γ Interval: 1.0DEG  
Test System:EVERFINE GO-2000B\_V1 SYSTEM V2.0.265  
Humidity:65.0%  
Test Distance:6.590m [K=1.0000]  
Remarks:



ISOLUX DIAGRAM

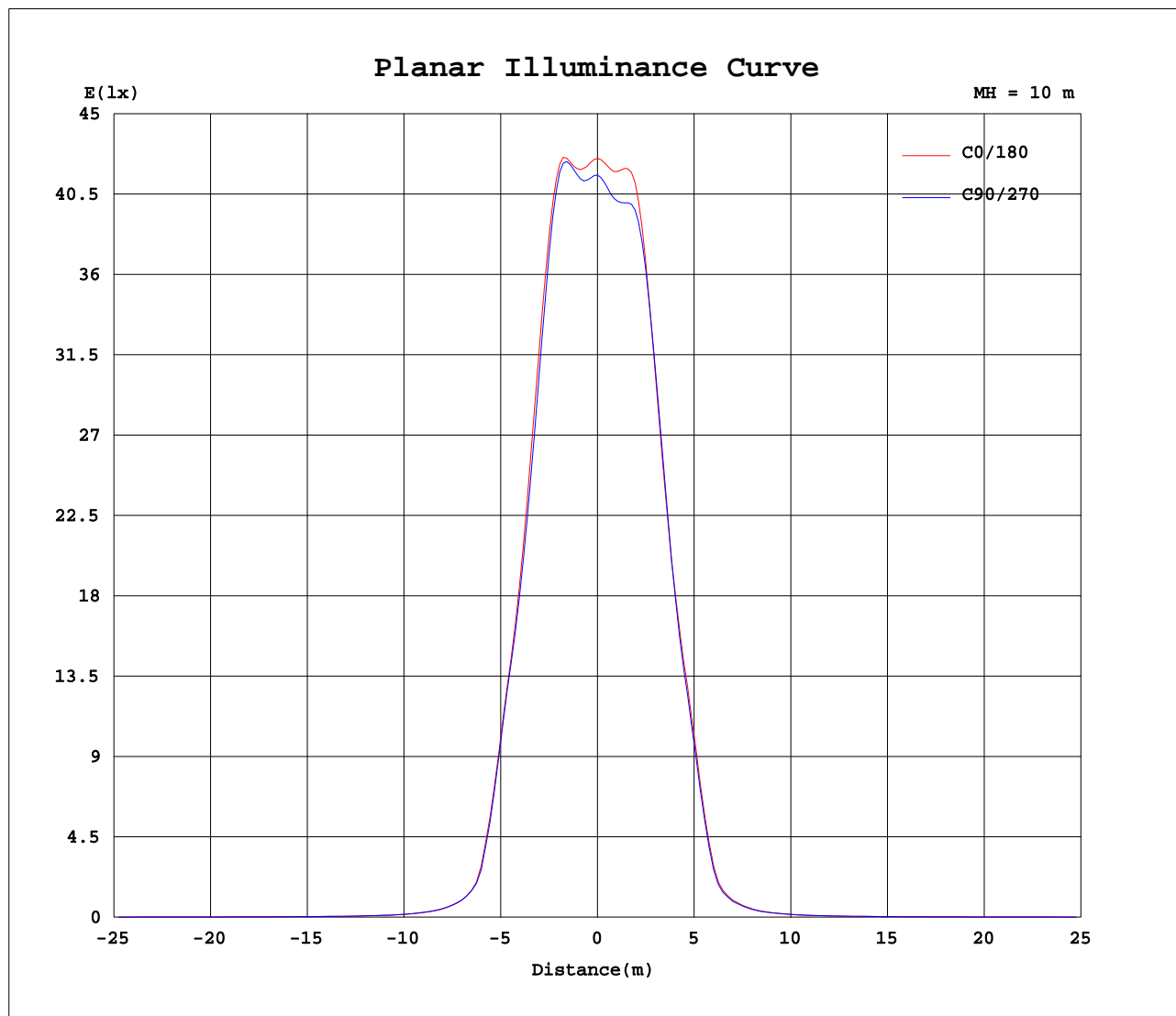
Test:U:226.5V I:0.1270A P:27.60W PF:0.9620 Lamp Flux:2463.27x1 lm		
NAME:	TYPE:	WEIGHT:
DIM.:	SPEC.:	SERIAL No.:
MFR.: Rayconn	SUR.:	PROTECTION ANGLE:



C Range: 0 - 360DEG  
C Interval: 15.0DEG  
Test Speed: HIGH  
Temperature: 25.3DEG  
Operators: ZhangXiao  
Test Date: 2016-09-08

γ Range: 0 - 180DEG  
γ Interval: 1.0DEG  
Test System: EVERFINE GO-2000B\_V1 SYSTEM V2.0.265  
Humidity: 65.0%  
Test Distance: 6.590m [K=1.0000]  
Remarks:

## Planar Illuminance Curve



C Range: 0 - 360DEG  
C Interval: 15.0DEG  
Test Speed: HIGH  
Temperature: 25.3DEG  
Operators: ZhangXiao  
Test Date: 2016-09-08

$\gamma$  Range: 0 - 180DEG  
 $\gamma$  Interval: 1.0DEG  
Test System: EVERFINE GO-2000B\_V1 SYSTEM V2.0.265  
Humidity: 65.0%  
Test Distance: 6.590m [K=1.0000]  
Remarks:

# LUMINOUS DISTRIBUTION INTENSITY DATA

Test:U:226.5V I:0.1270A P:27.60W PF:0.9620 Lamp Flux:2463.27x1 lm																			
NAME:										TYPE:					WEIGHT:				
DIM.:										SPEC.:					SERIAL No.:				
MFR.: Rayconn										SUR.:					PROTECTION ANGLE:				

Table--1

UNIT: cd

C(DEC)	0	15	30	45	60	75	90	105	120	135	150	165	180	195	210	225	240	255	270
γ (DEC)	0	15	30	45	60	75	90	105	120	135	150	165	180	195	210	225	240	255	270
0	4170	4170	4170	4170	4170	4170	4170	4170	4170	4170	4170	4170	4170	4170	4170	4170	4170	4170	4170
5	4157	4172	4189	4192	4205	4198	4197	4185	4184	4174	4167	4156	4145	4133	4113	4100	4097	4091	4085
10	4373	4413	4441	4455	4466	4452	4437	4401	4367	4326	4314	4305	4284	4251	4215	4198	4188	4196	4195
15	3927	3986	3970	4020	3968	3975	3878	3874	3786	3782	3723	3766	3760	3731	3781	3759	3807	3790	3836
20	2744	2796	2737	2792	2725	2765	2680	2708	2638	2646	2566	2612	2630	2595	2643	2622	2704	2650	2715
25	1699	1750	1709	1744	1708	1748	1710	1740	1715	1728	1671	1691	1701	1647	1640	1614	1688	1643	1676
30	638	654	625	645	622	641	615	632	624	640	620	631	635	614	625	593	624	593	608
35	172	175	169	175	170	178	178	186	182	186	179	179	171	165	170	165	168	163	163
40	79.4	81.1	79.6	81.8	80.8	83.9	84.6	87.9	86.8	87.8	84.0	82.7	79.6	77.7	79.2	77.5	77.2	75.5	76.4
45	45.2	46.2	45.4	46.2	45.8	47.0	47.0	48.5	48.1	48.7	47.2	46.7	45.4	44.7	45.5	44.7	45.1	44.1	44.7
50	30.7	31.1	30.8	31.1	31.1	31.4	31.2	31.5	31.4	31.6	31.2	31.1	30.3	30.4	30.8	30.7	30.8	30.6	30.9
55	23.2	23.4	23.3	23.5	23.5	23.7	23.5	23.5	23.4	23.6	23.5	23.5	23.0	23.1	23.4	23.4	23.5	23.5	23.6
60	18.5	18.7	18.5	18.7	18.6	18.8	18.6	18.7	18.6	18.8	18.6	18.8	18.2	18.4	18.6	18.6	18.8	18.6	18.8
65	15.4	15.6	15.5	15.6	15.7	15.8	15.7	15.7	15.6	15.7	15.7	15.7	15.2	15.3	15.4	15.4	15.5	15.4	15.5
70	12.9	12.9	12.9	13.0	13.0	13.1	13.1	13.1	13.0	13.1	13.0	13.0	12.6	12.6	12.7	12.7	12.8	12.7	12.8
75	10.6	10.6	10.6	10.7	10.6	10.7	10.6	10.7	10.6	10.7	10.5	10.6	10.4	10.4	10.5	10.4	10.5	10.4	10.6
80	8.45	8.46	8.39	8.46	8.42	8.47	8.41	8.46	8.33	8.38	8.25	8.28	8.50	8.44	8.47	8.43	8.48	8.45	8.55
85	6.75	6.63	6.46	6.49	6.45	6.49	6.41	6.45	6.35	6.38	6.20	6.21	7.02	6.80	6.79	6.73	6.81	6.75	6.84
90	5.29	5.05	4.80	4.80	4.79	4.76	4.73	4.81	4.78	4.78	4.68	4.67	6.12	5.86	5.81	5.85	5.94	5.85	5.80
95	4.98	4.79	4.60	4.56	4.60	4.55	4.57	4.54	4.61	4.52	4.54	4.53	6.19	6.00	5.91	5.92	5.96	5.92	5.91
100	4.67	4.56	4.50	4.48	4.49	4.46	4.48	4.46	4.55	4.44	4.45	4.44	6.11	6.02	6.01	6.03	6.07	6.05	6.02
105	4.60	4.57	4.55	4.55	4.54	4.53	4.52	4.53	4.61	4.52	4.52	4.53	6.19	6.17	6.20	6.22	6.25	6.24	6.21
110	5.03	5.01	5.02	5.01	5.01	4.98	5.00	4.99	5.04	5.01	5.03	5.03	6.61	6.63	6.62	6.67	6.68	6.68	6.64
115	6.02	5.97	6.02	5.98	6.02	5.96	6.01	5.97	6.05	6.00	6.07	6.05	7.43	7.46	7.40	7.44	7.43	7.47	7.42
120	7.47	7.42	7.49	7.46	7.50	7.43	7.48	7.45	7.55	7.48	7.57	7.54	8.65	8.71	8.64	8.68	8.65	8.70	8.64
125	9.32	9.27	9.35	9.30	9.35	9.26	9.33	9.30	9.41	9.34	9.42	9.39	10.2	10.3	10.3	10.3	10.3	10.3	10.3
130	11.3	11.3	11.3	11.3	11.3	11.3	11.3	11.3	11.4	11.3	11.4	11.4	12.0	12.1	12.1	12.1	12.1	12.1	12.1
135	13.3	13.3	13.3	13.3	13.3	13.3	13.3	13.3	13.4	13.4	13.4	13.4	13.9	14.0	14.0	14.0	14.0	14.0	13.9
140	15.3	15.3	15.3	15.3	15.3	15.3	15.3	15.3	15.4	15.4	15.4	15.4	15.8	15.9	15.9	16.0	16.0	15.9	15.8
145	17.2	17.2	17.2	17.2	17.3	17.3	17.3	17.3	17.3	17.3	17.4	17.3	17.7	17.7	17.7	18.0	18.0	17.7	17.7
150	18.8	18.9	18.9	18.9	18.9	18.9	18.9	18.9	18.9	18.9	18.9	18.9	19.2	19.2	19.2	19.4	19.3	19.2	19.2
155	19.9	19.9	19.9	19.9	19.9	19.9	19.9	19.9	19.9	19.9	19.9	19.9	20.1	20.1	20.2	20.2	20.2	20.2	20.1
160	20.2	20.2	20.2	20.2	20.2	20.3	20.2	20.3	20.2	20.2	20.2	20.2	20.4	20.4	20.4	20.4	20.5	20.4	20.4
165	20.0	20.0	19.9	20.0	20.0	20.0	20.0	20.0	19.9	20.0	19.9	20.0	20.2	20.1	20.2	20.2	20.2	20.2	20.2
170	19.7	19.8	19.7	19.8	19.7	19.7	19.7	19.7	19.7	19.7	19.6	19.7	19.9	19.8	19.9	19.8	19.9	19.8	19.9
175	19.9	20.0	19.9	20.0	19.9	19.9	19.9	19.9	19.9	19.9	19.9	19.9	20.0	20.0	20.0	20.0	20.0	20.0	20.0
180	20.3	20.4	20.3	20.4	20.3	20.3	20.3	20.3	20.3	20.3	20.3	20.3	20.4	20.3	20.4	20.3	20.3	20.3	20.3

C Range: 0 - 360DEG  
C Interval: 15.0DEG  
Test Speed: HIGH  
Temperature:25.3DEG  
Operators:ZhangXiao  
Test Date:2016-09-08

γ Range: 0 - 180DEG  
γ Interval: 1.0DEG  
Test System:EVERFINE GO-2000B\_V1 SYSTEM V2.0.265  
Humidity:65.0%  
Test Distance:6.590m [K=1.0000]  
Remarks:

# LUMINOUS DISTRIBUTION INTENSITY DATA

Test:U:226.5V I:0.1270A P:27.60W PF:0.9620 Lamp Flux:2463.27x1 lm					
NAME:			TYPE:		WEIGHT:
DIM.:			SPEC.:		SERIAL No.:
MFR.: Rayconn			SUR.:		PROTECTION ANGLE:

Table--2

UNIT: cd

C(DEG) γ (DEG)	285	300	315	330	345														
0	4170	4170	4170	4170	4170														
5	4083	4085	4096	4113	4137														
10	4211	4227	4248	4273	4315														
15	3817	3880	3848	3905	3895														
20	2660	2740	2693	2766	2741														
25	1639	1681	1668	1722	1706														
30	590	607	599	625	618														
35	158	163	160	168	167														
40	74.9	76.8	75.9	78.1	78.3														
45	43.7	44.6	44.1	45.2	45.0														
50	30.6	30.8	30.6	30.8	30.8														
55	23.4	23.6	23.4	23.4	23.3														
60	18.7	18.8	18.6	18.7	18.5														
65	15.4	15.5	15.4	15.4	15.3														
70	12.8	12.9	12.8	12.8	12.8														
75	10.5	10.6	10.6	10.7	10.6														
80	8.55	8.63	8.64	8.71	8.72														
85	6.88	6.99	7.03	7.12	7.15														
90	5.77	5.75	5.75	5.74	5.78														
95	5.88	5.86	5.84	5.84	5.86														
100	5.99	5.97	5.95	5.96	5.96														
105	6.19	6.16	6.16	6.14	6.15														
110	6.62	6.59	6.61	6.60	6.63														
115	7.42	7.37	7.41	7.39	7.43														
120	8.64	8.58	8.61	8.58	8.60														
125	10.2	10.2	10.2	10.1	10.2														
130	12.0	12.0	12.0	11.9	12.0														
135	13.9	13.9	13.9	13.8	13.8														
140	15.9	15.8	15.8	15.7	15.8														
145	17.8	17.6	17.6	17.6	17.6														
150	19.3	19.2	19.2	19.1	19.1														
155	20.2	20.2	20.1	20.1	20.1														
160	20.4	20.4	20.4	20.4	20.4														
165	20.2	20.2	20.2	20.2	20.2														
170	19.9	19.9	19.9	19.9	19.9														
175	20.0	20.0	20.0	20.0	20.0														
180	20.3	20.3	20.3	20.3	20.3														

C Range: 0 - 360DEG  
C Interval: 15.0DEG  
Test Speed: HIGH  
Temperature:25.3DEG  
Operators:ZhangXiao  
Test Date:2016-09-08

γ Range: 0 - 180DEG  
γ Interval: 1.0DEG  
Test System:EVERFINE GO-2000B\_V1 SYSTEM V2.0.265  
Humidity:65.0%  
Test Distance:6.590m [K=1.0000]  
Remarks: