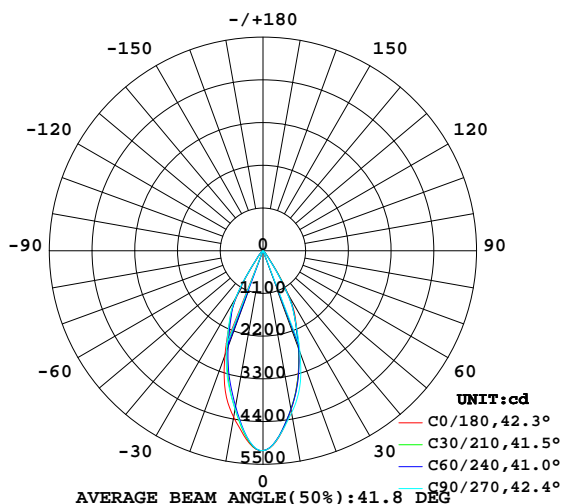


## LUMINAIRE PHOTOMETRIC TEST REPORT

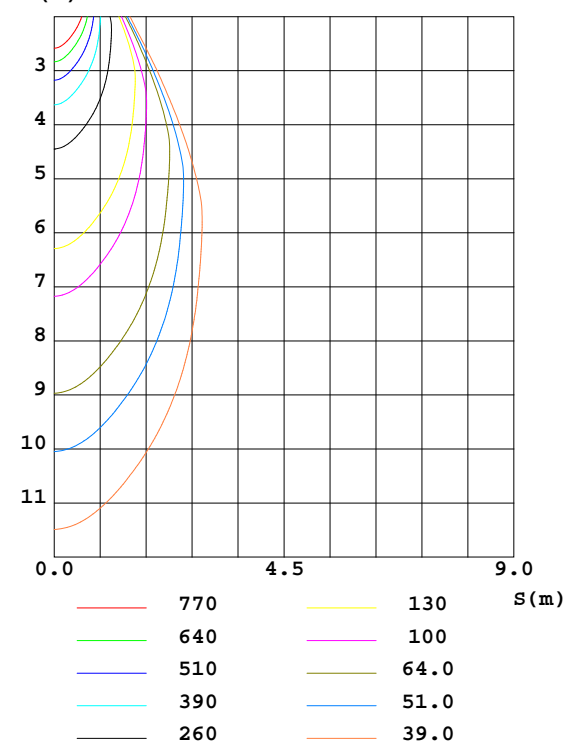
Test:U:226.6V I:0.1260A P:27.60W PF:0.9610 Lamp Flux:2906.98x1 lm		
NAME:	TYPE:	WEIGHT:
DIM.:	SPEC.:	SERIAL No.:
MFR.: Rayconn	SUR.:	PROTECTION ANGLE:

DATA OF LAMP		PHOTOMETRIC DATA Eff: 105.33 lm/W			
MODEL	RL06-30W-840-W-45	Imax(cd)	5149	S/MH(C0/180)	0.65
NOMINAL POWER(W)	28	LOR(%)	100.0	S/MH(C90/270)	0.68
RATED VOLTAGE(V)	226	TOTAL FLUX(lm)	2907.0	η UP,DN(C0-180)	1.3,48.4
NOMINAL FLUX(lm)	2906.98	CIE CLASS	DIRECT	η UP,DN(C180-360)	1.4,48.9
LAMPS INSIDE	1	η up(%)	2.6	CIBSE SHR NOM	0.75
TEST VOLTAGE(V)	226.6	η down(%)	97.4	CIBSE SHR MAX	0.75

LUMINOUS INTENSITY DISTRIBUTION DIAGRAM



C0 PLANE ISOLUX DIAGRAM (UNIT:lx)



C Range: 0 - 360DEG  
C Interval: 15.0DEG  
Test Speed: HIGH  
Temperature:25.3DEG  
Operators:ZhangXiao  
Test Date:2016-08-16

γ Range: 0 - 180DEG  
γ Interval: 1.0DEG  
Test System:EVERFINE GO-2000B\_V1 SYSTEM V2.0.265  
Humidity:65.0%  
Test Distance:6.590m [K=1.0000]  
Remarks:

## ZONAL FLUX DIAGRAM

### ZONAL FLUX DIAGRAM:

$\gamma$	C0	C45	C90	C135	C180	C225	C270	C315	$\gamma$	$\Phi$ zone	$\Phi$ total	%lum, lamp
10	4160	4152	4239	4522	4351	4056	4135	4188	0- 10	440.5	440.5	15.2,15.2
20	2679	2711	2786	3026	2872	2616	2769	2729	10- 20	986.4	1427	49.1,49.1
30	1306	1285	1219	1225	1348	1372	1425	1329	20- 30	917.6	2344	80.6,80.6
40	173.8	163.4	150.9	147.7	171.1	204.8	197.8	171.6	30- 40	340.9	2685	92.4,92.4
50	49.15	47.23	45.18	44.19	48.80	57.55	54.34	48.08	40- 50	72.73	2758	94.9,94.9
60	24.80	24.53	24.15	24.32	24.91	25.61	25.42	24.48	50- 60	30.67	2789	95.9,95.9
70	15.70	15.69	15.41	15.51	15.79	15.85	15.87	15.68	60- 70	19.59	2808	96.6,96.6
80	9.577	9.510	9.376	9.629	10.14	10.11	10.14	10.21	70- 80	13.30	2822	97.1,97.1
90	5.487	5.501	5.529	5.842	6.550	6.493	6.485	7.383	80- 90	8.599	2830	97.4,97.4
100	5.472	5.472	5.487	5.660	6.980	6.932	6.903	7.087	90-100	6.724	2837	97.6,97.6
110	6.697	6.696	6.688	6.643	8.142	8.091	8.016	8.088	100-110	7.082	2844	97.8,97.8
120	9.409	9.311	9.407	9.312	10.50	10.42	10.38	10.55	110-120	8.444	2853	98.1,98.1
130	13.47	13.39	13.42	13.28	14.04	14.00	14.07	14.25	120-130	10.49	2863	98.5,98.5
140	17.95	17.92	17.94	17.75	18.18	18.22	18.21	18.29	130-140	12.28	2875	98.9,98.9
150	21.43	21.41	21.51	21.45	21.70	21.67	21.64	21.80	140-150	12.49	2888	99.3,99.3
160	22.89	22.89	22.93	22.95	23.11	23.13	23.14	23.26	150-160	10.39	2898	99.7,99.7
170	23.26	23.26	23.23	23.27	23.43	23.46	23.47	23.38	160-170	6.585	2905	99.9,99.9
180	23.79	23.78	23.79	23.82	23.78	23.78	23.79	23.82	170-180	2.240	2907	100,100
DEG	LUMINOUS INTENSITY:cd									UNIT:lm		

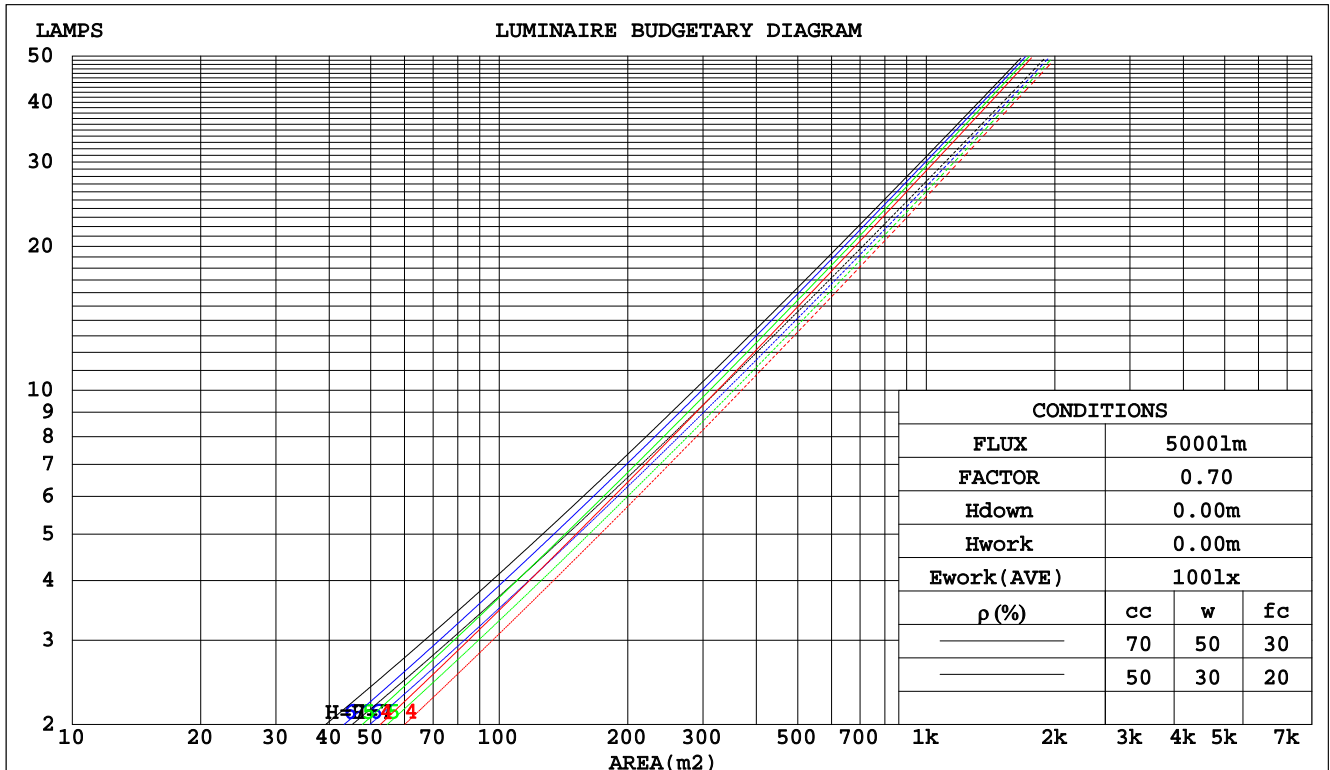
C Range: 0 - 360DEG  
C Interval: 15.0DEG  
Test Speed: HIGH  
Temperature:25.3DEG  
Operators:ZhangXiao  
Test Date:2016-08-16

$\gamma$  Range: 0 - 180DEG  
 $\gamma$  Interval: 1.0DEG  
 $\gamma$  Test System:EVERFINE GO-2000B\_V1 SYSTEM V2.0.265  
Humidity:65.0%  
Test Distance:6.590m [K=1.0000]  
Remarks:

### CU AND LUMINAIRE BUDGETARY ESTIMATE DIAGRAM

Test:U:226.6V I:0.1260A P:27.60W PF:0.9610 Lamp Flux:2906.98x1 lm		
NAME:	TYPE:	WEIGHT:
DIM.:	SPEC.:	SERIAL No.:
MFR.: Rayconn	SUR.:	PROTECTION ANGLE:

pcc	80%			70%			50%			30%			10%			0
pw	50%	30%	10%	50%	30%	10%	50%	30%	10%	50%	30%	10%	50%	30%	10%	0
pfc	20%			20%			20%			20%			20%			0
RCR	RCR:Room Cavity Ratio															



C Range: 0 - 360DEG  
C Interval: 15.0DEG  
Test Speed: HIGH  
Temperature: 25.3DEG  
Operators: ZhangXiao  
Test Date: 2016-08-16

γ Range: 0 - 180DEG  
γ Interval: 1.0DEG  
Test System: EVERFINE GO-2000B\_V1 SYSTEM V2.0.265  
Humidity: 65.0%  
Test Distance: 6.590m [K=1.0000]  
Remarks:

**WEC AND CCEC**

Test:U:226.6V I:0.1260A P:27.60W PF:0.9610 Lamp Flux:2906.98x1 lm								
NAME:			TYPE:			WEIGHT:		
DIM.:			SPEC.:			SERIAL No.:		
MFR.: Rayconn			SUR.:			PROTECTION ANGLE:		

pcc	80%			70%			50%			30%			10%			0
pw	50%	30%	10%	50%	30%	10%	50%	30%	10%	50%	30%	10%	50%	30%	10%	0
pfc	20%			20%			20%			20%			20%			0
RCR	RCR:Room Cavity Ratio						Wall Exitance Coefficients(WEC)									
0.0																
1.0	.173	.098	.031	.165	.094	.030	.151	.087	.028	.138	.080	.026	.126	.073	.024	
2.0	.162	.089	.027	.156	.086	.026	.144	.080	.025	.133	.075	.023	.123	.070	.022	
3.0	.153	.081	.024	.148	.079	.024	.137	.074	.023	.128	.070	.021	.119	.066	.020	
4.0	.145	.075	.022	.140	.073	.022	.131	.069	.021	.123	.066	.020	.115	.063	.019	
5.0	.137	.070	.020	.133	.068	.020	.125	.065	.019	.118	.062	.019	.111	.059	.018	
6.0	.130	.065	.019	.127	.064	.018	.120	.061	.018	.113	.059	.017	.107	.057	.017	
7.0	.124	.061	.017	.121	.060	.017	.115	.058	.017	.109	.056	.016	.104	.054	.016	
8.0	.119	.058	.016	.116	.057	.016	.110	.055	.016	.105	.053	.015	.100	.052	.015	
9.0	.114	.055	.015	.111	.054	.015	.106	.052	.015	.101	.051	.015	.097	.049	.014	
10.0	.109	.052	.015	.107	.052	.014	.102	.050	.014	.098	.049	.014	.094	.047	.014	

pcc	80%			70%			50%			30%			10%			0
pw	50%	30%	10%	50%	30%	10%	50%	30%	10%	50%	30%	10%	50%	30%	10%	0
pfc	20%			20%			20%			20%			20%			0
RCR	RCR:Room Cavity Ratio						Ceiling Cavity Exitance Coefficients(CCEC)									
0.0	.211	.211	.211	.180	.180	.180	.123	.123	.123	.071	.071	.071	.023	.023	.023	
1.0	.191	.178	.165	.164	.152	.142	.112	.105	.098	.064	.061	.057	.021	.020	.019	
2.0	.175	.153	.134	.150	.132	.116	.103	.091	.081	.059	.053	.047	.019	.017	.015	
3.0	.162	.134	.111	.139	.116	.097	.096	.080	.068	.055	.047	.040	.018	.015	.013	
4.0	.152	.119	.094	.130	.103	.082	.090	.072	.058	.052	.042	.034	.017	.014	.011	
5.0	.143	.108	.082	.122	.093	.071	.084	.065	.050	.049	.038	.030	.016	.012	.010	
6.0	.135	.098	.072	.116	.085	.063	.080	.060	.044	.046	.035	.026	.015	.011	.009	
7.0	.128	.090	.064	.110	.078	.056	.076	.055	.040	.044	.032	.024	.014	.011	.008	
8.0	.122	.084	.058	.105	.073	.051	.073	.051	.036	.042	.030	.021	.014	.010	.007	
9.0	.117	.079	.053	.101	.068	.046	.070	.048	.033	.041	.028	.020	.013	.009	.007	
10.0	.112	.074	.049	.097	.065	.043	.067	.046	.031	.039	.027	.018	.013	.009	.006	

C Range: 0 - 360DEG  
C Interval: 15.0DEG  
Test Speed: HIGH  
Temperature:25.3DEG  
Operators:ZhangXiao  
Test Date:2016-08-16

γ Range: 0 - 180DEG  
γ Interval: 1.0DEG  
Test System:EVERFINE GO-2000B\_V1 SYSTEM V2.0.265  
Humidity:65.0%  
Test Distance:6.590m [K=1.0000]  
Remarks:

### Uncorrected UGR Table

Test:U:226.6V I:0.1260A P:27.60W PF:0.9610 Lamp Flux:2906.98x1 lm											
NAME:					TYPE:			WEIGHT:			
DIM.:					SPEC.:			SERIAL No.:			
MFR.: Rayconn					SUR.:			PROTECTION ANGLE:			
ceiling/cavity	0.7	0.7	0.5	0.5	0.3	0.7	0.7	0.5	0.5	0.3	
walls	0.5	0.3	0.5	0.3	0.3	0.5	0.3	0.5	0.3	0.3	
working plane	0.2	0.2	0.2	0.2	0.2	0.2	0.2	0.2	0.2	0.2	
Room dimensions		Viewed crosswise					Viewed endwise				
x = 2H y = 2H	17.4	18.3	17.7	18.5	18.7	16.9	17.8	17.2	18.0	18.2	
	3H	17.5	18.3	17.8	18.5	18.8	17.0	17.8	17.3	18.1	18.3
	4H	17.6	18.3	17.9	18.6	18.8	17.1	17.9	17.4	18.1	18.4
	6H	17.7	18.4	18.0	18.7	18.9	17.2	17.9	17.6	18.2	18.5
	8H	17.7	18.4	18.1	18.7	19.0	17.3	18.0	17.7	18.3	18.6
	12H	17.8	18.5	18.2	18.8	19.1	17.4	18.1	17.8	18.4	18.7
4H	2H	17.3	18.0	17.6	18.3	18.6	16.8	17.6	17.1	17.8	18.1
	3H	17.4	18.1	17.8	18.4	18.7	17.0	17.6	17.4	18.0	18.3
	4H	17.6	18.2	18.0	18.5	18.9	17.2	17.8	17.6	18.1	18.5
	6H	17.8	18.3	18.2	18.7	19.1	17.4	17.9	17.8	18.3	18.7
	8H	17.9	18.4	18.4	18.8	19.2	17.6	18.1	18.0	18.5	18.9
	12H	18.1	18.6	18.6	19.0	19.4	17.8	18.2	18.3	18.7	19.1
8H	4H	17.6	18.0	18.0	18.4	18.9	17.2	17.7	17.6	18.1	18.5
	6H	17.9	18.3	18.4	18.7	19.2	17.6	17.9	18.0	18.4	18.9
	8H	18.1	18.5	18.6	19.0	19.5	17.8	18.2	18.3	18.6	19.1
	12H	18.5	18.8	19.0	19.3	19.8	18.2	18.5	18.7	19.0	19.5
12H	4H	17.5	18.0	18.0	18.4	18.8	17.2	17.6	17.6	18.0	18.5
	6H	17.9	18.3	18.4	18.7	19.2	17.6	17.9	18.1	18.4	18.9
	8H	18.2	18.5	18.7	19.0	19.5	17.9	18.2	18.4	18.7	19.2
Variations with the observer position at spacings:											
S = 1.0H	+ 1.6 / - 1.5					+ 1.3 / - 1.3					
1.5H	+ 3.1 / - 1.3					+ 2.6 / - 1.2					
2.0H	+ 1.4 / - 0.5					+ 1.1 / - 0.4					

CIE Pub.117 Corrected 2907 lm Total Lamp Luminous Flux.(8log(F/F0) = 3.7)

C Range: 0 - 360DEG  
C Interval: 15.0DEG  
Test Speed: HIGH  
Temperature:25.3DEG  
Operators:ZhangXiao  
Test Date:2016-08-16

γ Range: 0 - 180DEG  
γ Interval: 1.0DEG  
Test System:EVERFINE GO-2000B\_V1 SYSTEM V2.0.265  
Humidity:65.0%  
Test Distance:6.590m [K=1.0000]  
Remarks:

### UTILIZATION FACTORS TABLE

Test:U:226.6V I:0.1260A P:27.60W PF:0.9610 Lamp Flux:2906.98x1 lm		
NAME:	TYPE:	WEIGHT:
DIM.:	SPEC.:	SERIAL No.:
MFR.: Rayconn	SUR.:	PROTECTION ANGLE:

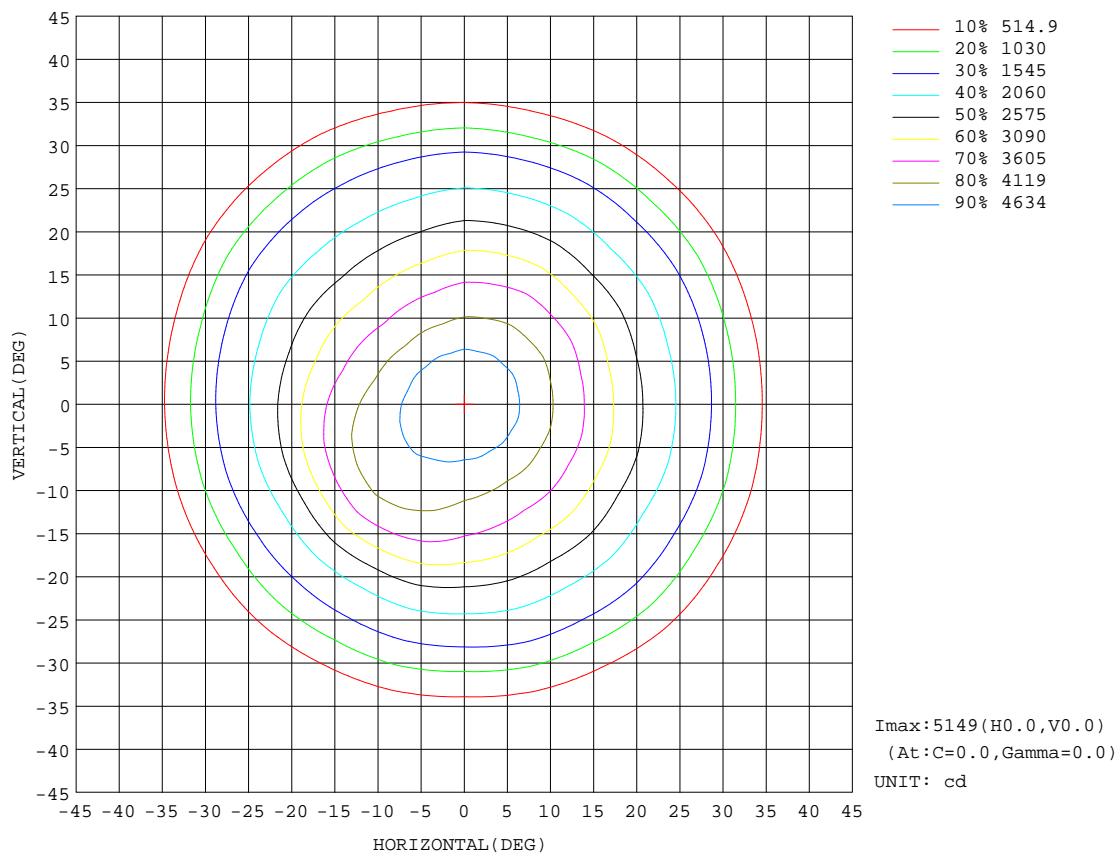
REFLECTANCE										
Ceiling	0.8	0.8	0.8	0.7	0.7	0.7	0.5	0.5	0.5	0
Walls	0.7	0.5	0.3	0.7	0.5	0.3	0.7	0.5	0.3	0
Working plane	0.2	0.2	0.2	0.2	0.2	0.2	0.2	0.2	0.2	0
ROOM INDEX	UTILIZATION FACTORS(PERCENT) $k(RI) \times RCR = 5$									
$k = 0.60$	87	81	77	86	80	77	85	80	77	73
0.80	94	88	85	93	88	84	92	87	84	80
1.00	98	93	89	97	92	89	96	92	88	84
1.25	102	97	93	101	96	93	99	95	92	87
1.50	105	100	97	104	99	96	101	97	95	90
2.00	108	103	100	106	102	99	103	100	97	92
2.50	109	105	102	107	104	101	104	101	99	92
3.00	111	107	105	109	106	103	105	103	101	94
4.00	113	110	108	111	108	106	107	105	103	95
5.00	114	112	110	112	110	108	107	106	105	96
ROOM INDEX	UF(total)									Direct
According to DIN EN 13032-2 2004			Suspended					SHRNOM = 1.25		

C Range: 0 - 360DEG  
C Interval: 15.0DEG  
Test Speed: HIGH  
Temperature:25.3DEG  
Operators:ZhangXiao  
Test Date:2016-08-16

$\gamma$  Range: 0 - 180DEG  
 $\gamma$  Interval: 1.0DEG  
 $\gamma$  Test System:EVERFINE GO-2000B\_V1 SYSTEM V2.0.265  
Humidity:65.0%  
Test Distance:6.590m [K=1.0000]  
Remarks:

### ISOCANDELA DIAGRAM

Test:U:226.6V I:0.1260A P:27.60W PF:0.9610 Lamp Flux:2906.98x1 lm		
NAME:	TYPE:	WEIGHT:
DIM.:	SPEC.:	SERIAL No.:
MFR.: Rayconn	SUR.:	PROTECTION ANGLE:



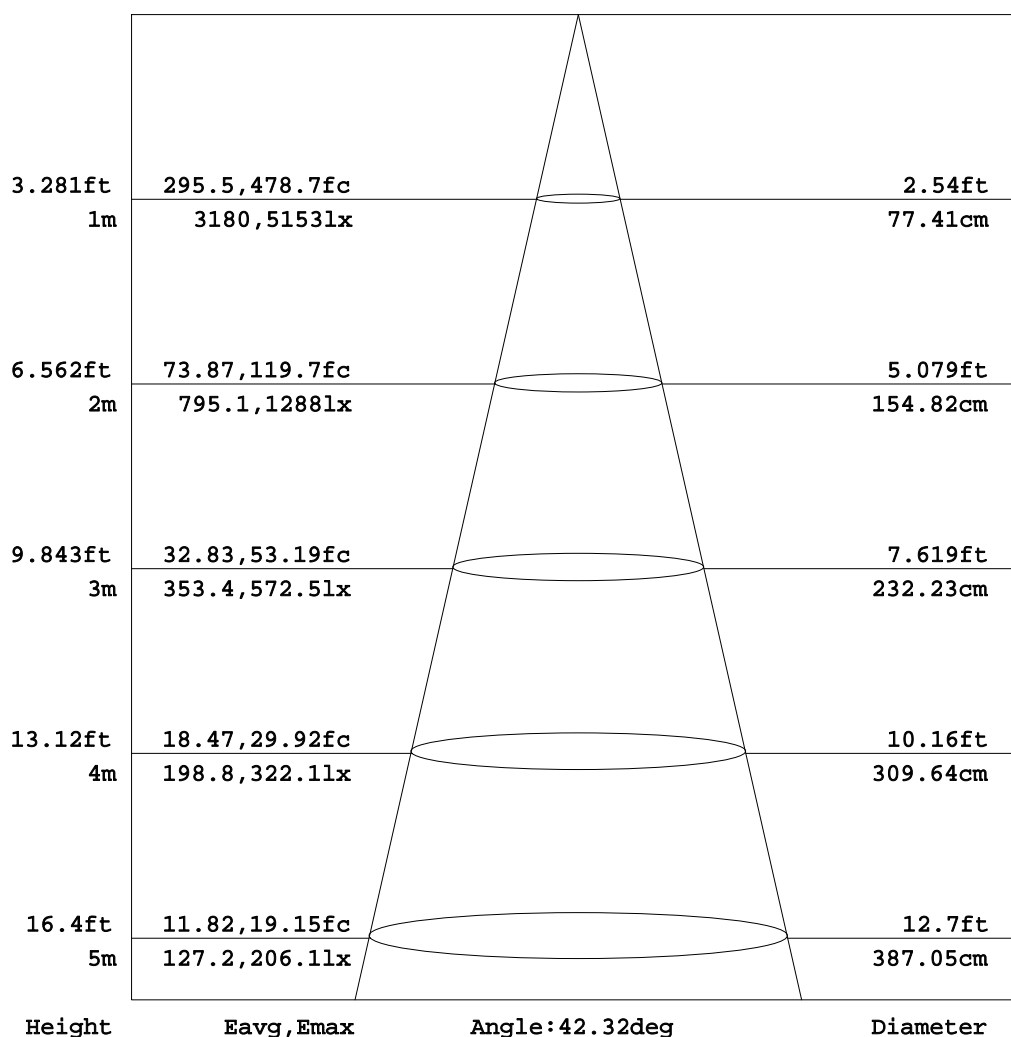
C Range: 0 - 360DEG  
C Interval: 15.0DEG  
Test Speed: HIGH  
Temperature:25.3DEG  
Operators:ZhangXiao  
Test Date:2016-08-16

γ Range: 0 - 180DEG  
γ Interval: 1.0DEG  
Test System:EVERFINE GO-2000B\_V1 SYSTEM V2.0.265  
Humidity:65.0%  
Test Distance:6.590m [K=1.0000]  
Remarks:

### AAI Figure

Test:U:226.6V I:0.1260A P:27.60W PF:0.9610 Lamp Flux:2906.98x1 lm		
NAME:	TYPE:	WEIGHT:
DIM.:	SPEC.:	SERIAL No.:
MFR.: Rayconn	SUR.:	PROTECTION ANGLE:

Flux out:1631 lm



Note: The Curves indicate the illuminated area and the average illumination when the luminaire is at different distance.

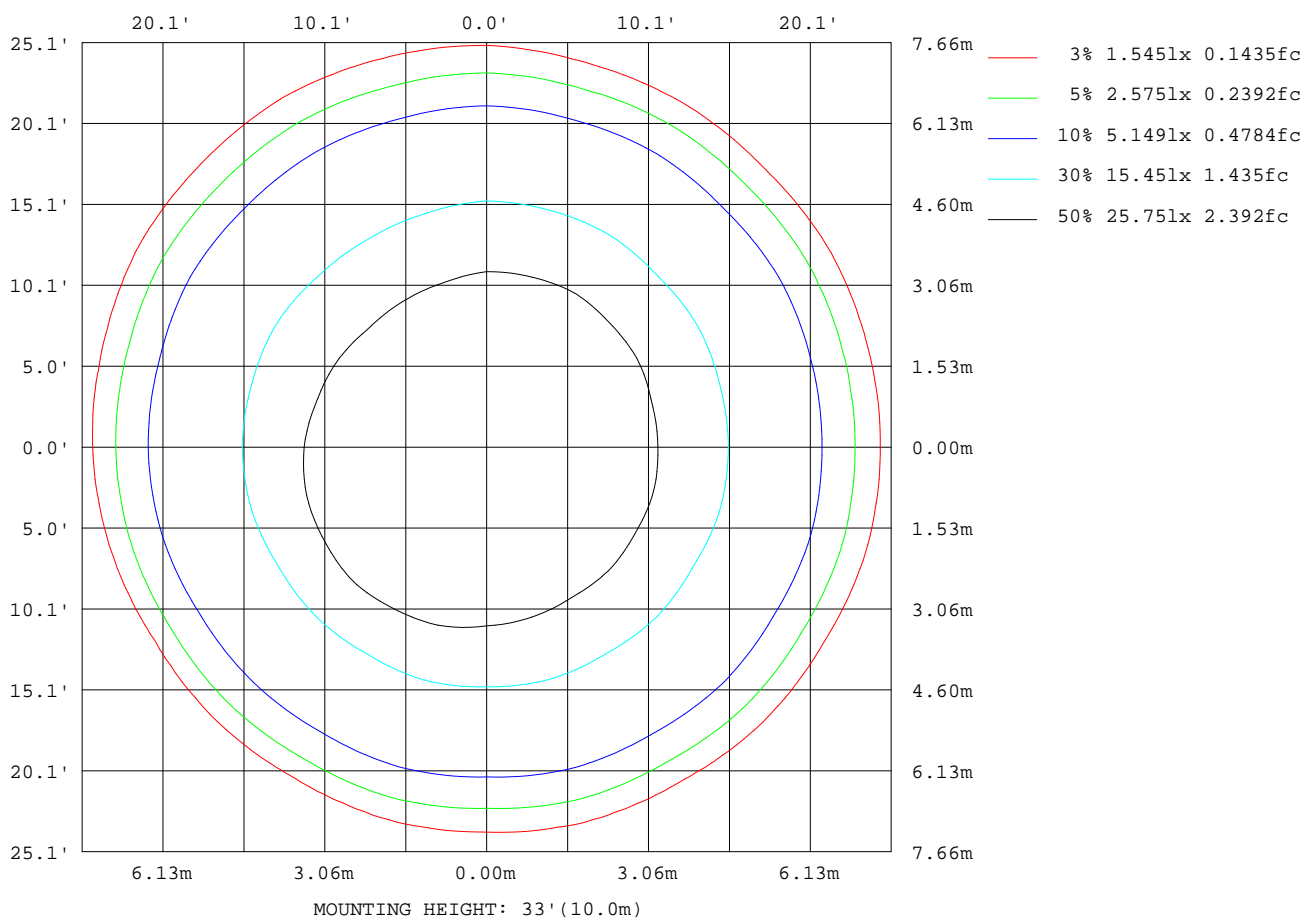
C Range: 0 - 360DEG  
C Interval: 15.0DEG  
Test Speed: HIGH  
Temperature: 25.3DEG  
Operators: ZhangXiao  
Test Date: 2016-08-16

γ Range: 0 - 180DEG  
γ Interval: 1.0DEG  
Test System: EVERFINE GO-2000B\_V1 SYSTEM V2.0.265  
Humidity: 65.0%  
Test Distance: 6.590m [K=1.0000]  
Remarks:



### ISOLUX DIAGRAM

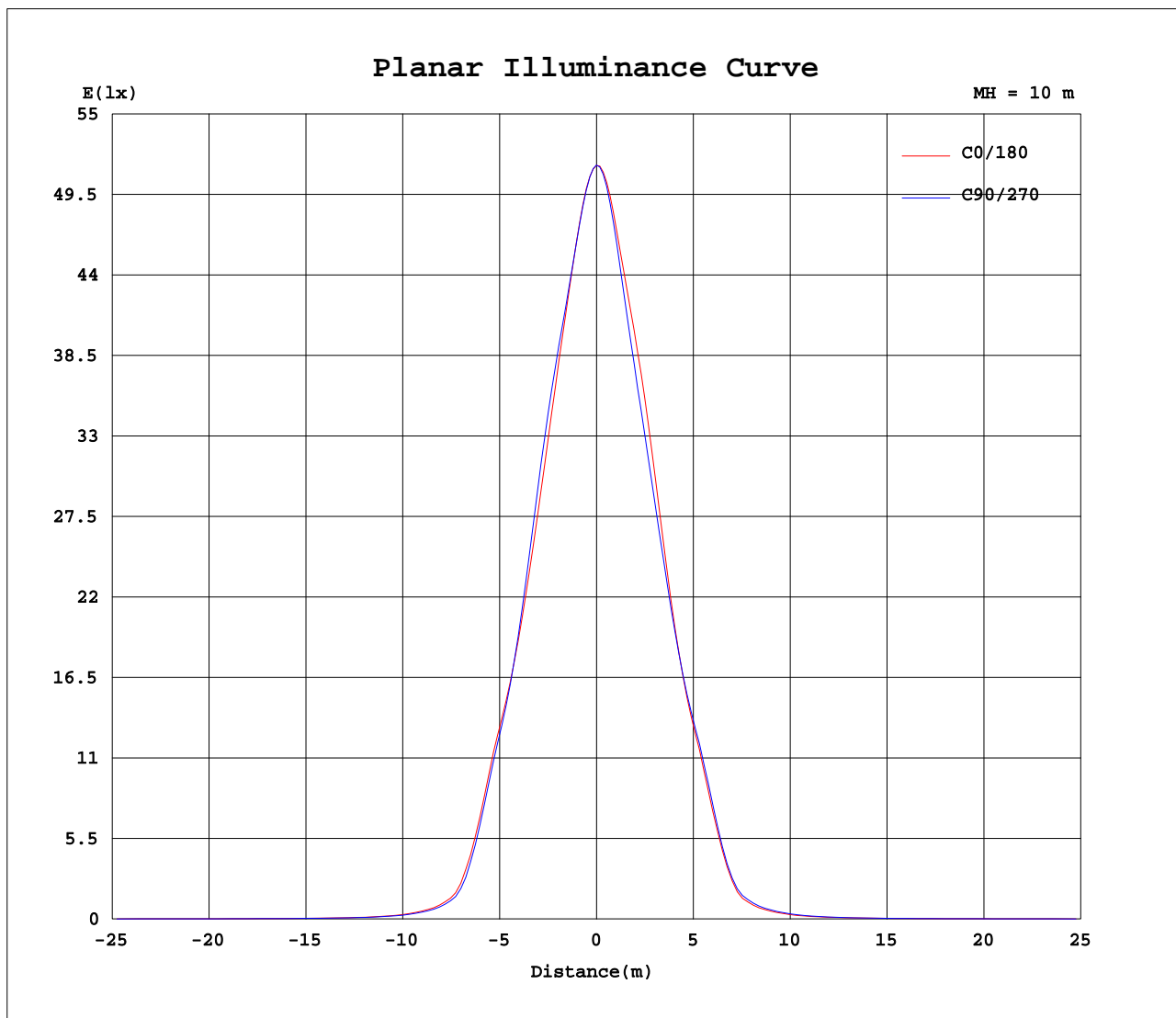
Test:U:226.6V I:0.1260A P:27.60W PF:0.9610 Lamp Flux:2906.98x1 lm		
NAME:	TYPE:	WEIGHT:
DIM.:	SPEC.:	SERIAL No.:
MFR.: Rayconn	SUR.:	PROTECTION ANGLE:



C Range: 0 - 360DEG  
C Interval: 15.0DEG  
Test Speed: HIGH  
Temperature: 25.3DEG  
Operators: ZhangXiao  
Test Date: 2016-08-16

γ Range: 0 - 180DEG  
γ Interval: 1.0DEG  
Test System: EVERFINE GO-2000B\_V1 SYSTEM V2.0.265  
Humidity: 65.0%  
Test Distance: 6.590m [K=1.0000]  
Remarks:

## Planar Illuminance Curve



C Range: 0 - 360DEG  
C Interval: 15.0DEG  
Test Speed: HIGH  
Temperature: 25.3DEG  
Operators: ZhangXiao  
Test Date: 2016-08-16

$\gamma$  Range: 0 - 180DEG  
 $\gamma$  Interval: 1.0DEG  
Test System: EVERFINE GO-2000B\_V1 SYSTEM V2.0.265  
Humidity: 65.0%  
Test Distance: 6.590m [K=1.0000]  
Remarks:

# LUMINOUS DISTRIBUTION INTENSITY DATA

Test:U:226.6V I:0.1260A P:27.60W PF:0.9610 Lamp Flux:2906.98x1 lm																			
NAME:										TYPE:					WEIGHT:				
DIM.:										SPEC.:					SERIAL No.:				
MFR.: Rayconn										SUR.:					PROTECTION ANGLE:				

Table--1

UNIT: cd

C(DEG) γ (DEG)	0	15	30	45	60	75	90	105	120	135	150	165	180	195	210	225	240	255	270
0	5149	5149	5149	5149	5149	5149	5149	5149	5149	5149	5149	5149	5149	5149	5149	5149	5149	5149	5149
5	4808	4812	4789	4797	4784	4802	4797	4833	4844	4878	4878	4892	4880	4839	4837	4793	4809	4783	4810
10	4160	4164	4140	4152	4142	4187	4239	4354	4448	4522	4509	4453	4351	4211	4142	4056	4066	4067	4135
15	3443	3471	3453	3483	3473	3549	3645	3839	3972	4077	4015	3919	3752	3548	3448	3339	3359	3385	3488
20	2679	2710	2669	2711	2686	2754	2786	2911	2935	3026	2959	2957	2872	2757	2711	2616	2625	2655	2769
25	2005	2000	1953	1979	1953	1980	1960	1984	1935	1960	1955	2021	2039	2024	2037	1982	1971	2002	2069
30	1306	1312	1257	1285	1242	1270	1219	1249	1201	1225	1232	1315	1348	1354	1410	1372	1387	1377	1425
35	446	453	414	424	392	407	379	395	373	399	396	450	477	486	521	508	520	498	511
40	174	172	163	163	157	158	151	153	141	148	143	157	171	183	200	205	212	204	198
45	87.1	86.4	82.2	82.1	78.8	79.4	76.1	75.5	73.5	73.7	74.1	80.3	86.5	92.3	102	106	111	106	100
50	49.1	48.7	47.3	47.2	46.0	46.1	45.2	44.9	43.7	44.2	44.5	46.8	48.8	51.2	55.5	57.5	59.6	57.3	54.3
55	33.0	32.8	32.3	32.3	31.7	32.0	31.7	31.8	31.4	31.7	31.9	32.8	33.1	33.7	35.3	35.9	36.6	35.7	34.7
60	24.8	24.7	24.5	24.5	24.1	24.3	24.1	24.3	24.0	24.3	24.4	25.0	24.9	25.0	25.7	25.6	25.7	25.5	25.4
65	19.7	19.7	19.6	19.6	19.3	19.5	19.3	19.3	19.1	19.3	19.4	19.8	19.6	19.8	20.1	19.9	19.8	19.7	19.9
70	15.7	15.7	15.6	15.7	15.5	15.6	15.4	15.5	15.4	15.5	15.6	15.9	15.8	15.9	16.1	15.8	15.7	15.7	15.9
75	12.4	12.4	12.3	12.4	12.2	12.3	12.1	12.2	12.2	12.4	12.4	12.7	12.8	12.8	12.9	12.7	12.7	12.6	12.8
80	9.58	9.56	9.48	9.51	9.39	9.48	9.38	9.47	9.49	9.63	9.63	9.78	10.1	10.1	10.2	10.1	10.1	10.1	10.1
85	7.41	7.39	7.30	7.33	7.26	7.33	7.21	7.28	7.46	7.49	7.41	7.48	8.19	8.20	8.27	8.22	8.26	8.22	8.28
90	5.49	5.44	5.48	5.50	5.52	5.59	5.53	5.52	5.98	5.84	5.68	5.51	6.55	6.54	6.51	6.49	6.47	6.48	6.49
95	5.42	5.38	5.40	5.39	5.42	5.46	5.45	5.46	5.90	5.80	5.65	5.44	6.73	6.70	6.70	6.68	6.68	6.68	6.68
100	5.47	5.47	5.47	5.47	5.47	5.54	5.49	5.50	5.72	5.66	5.57	5.50	6.98	6.96	6.94	6.93	6.91	6.91	6.90
105	5.89	5.89	5.92	5.90	5.91	5.93	5.90	5.88	5.95	5.92	5.91	5.86	7.42	7.42	7.38	7.38	7.34	7.35	7.32
110	6.70	6.67	6.72	6.70	6.74	6.70	6.69	6.63	6.67	6.64	6.65	6.59	8.14	8.16	8.10	8.09	8.02	8.05	8.02
115	7.86	7.80	7.87	7.82	7.91	7.85	7.87	7.79	7.84	7.78	7.80	7.71	9.15	9.17	9.10	9.09	9.01	9.05	9.01
120	9.41	9.30	9.38	9.31	9.41	9.34	9.41	9.32	9.38	9.31	9.33	9.23	10.5	10.5	10.4	10.4	10.3	10.4	10.4
125	11.3	11.2	11.3	11.2	11.3	11.2	11.3	11.2	11.3	11.2	11.2	11.1	12.1	12.1	12.0	12.1	12.0	12.1	12.1
130	13.5	13.4	13.5	13.4	13.4	13.3	13.4	13.3	13.4	13.3	13.3	13.2	14.0	14.0	14.0	14.0	14.0	14.1	14.1
135	15.8	15.7	15.8	15.7	15.8	15.7	15.7	15.6	15.6	15.6	15.6	15.5	16.1	16.1	16.1	16.1	16.1	16.2	16.2
140	17.9	17.9	18.0	17.9	18.0	17.9	17.9	17.9	17.8	17.7	17.8	17.7	18.2	18.2	18.2	18.2	18.2	18.3	18.2
145	19.9	19.9	20.0	19.9	19.9	19.9	20.0	20.0	19.9	19.8	19.8	19.9	20.1	20.1	20.1	20.1	20.2	20.2	20.1
150	21.4	21.4	21.5	21.4	21.5	21.4	21.5	21.5	21.5	21.4	21.5	21.5	21.7	21.7	21.6	21.7	21.7	21.7	21.6
155	22.4	22.4	22.4	22.4	22.5	22.4	22.5	22.5	22.5	22.5	22.5	22.5	22.6	22.6	22.6	22.7	22.7	22.7	22.7
160	22.9	22.9	22.9	22.9	22.9	22.9	22.9	22.9	23.0	22.9	23.0	23.0	23.1	23.1	23.1	23.1	23.2	23.2	23.1
165	23.1	23.1	23.2	23.1	23.2	23.1	23.1	23.1	23.1	23.2	23.2	23.2	23.4	23.4	23.4	23.4	23.4	23.4	23.4
170	23.3	23.3	23.3	23.3	23.3	23.2	23.2	23.2	23.3	23.3	23.3	23.3	23.4	23.5	23.5	23.5	23.5	23.5	23.5
175	23.5	23.4	23.5	23.4	23.5	23.4	23.5	23.5	23.5	23.5	23.5	23.5	23.5	23.6	23.6	23.6	23.6	23.6	23.6
180	23.8	23.8	23.8	23.8	23.8	23.8	23.8	23.8	23.8	23.8	23.8	23.8	23.8	23.8	23.8	23.8	23.8	23.8	23.8

C Range: 0 - 360DEG  
C Interval: 15.0DEG  
Test Speed: HIGH  
Temperature:25.3DEG  
Operators:ZhangXiao  
Test Date:2016-08-16

γ Range: 0 - 180DEG  
γ Interval: 1.0DEG  
Test System:EVERFINE GO-2000B\_V1 SYSTEM V2.0.265  
Humidity:65.0%  
Test Distance:6.590m [K=1.0000]  
Remarks:

# LUMINOUS DISTRIBUTION INTENSITY DATA

Test:U:226.6V I:0.1260A P:27.60W PF:0.9610 Lamp Flux:2906.98x1 lm		
NAME:	TYPE:	WEIGHT:
DIM.:	SPEC.:	SERIAL No.:
MFR.: Rayconn	SUR.:	PROTECTION ANGLE:

Table--2

UNIT: cd

C(DEG) γ (DEG)	285	300	315	330	345														
0	5149	5149	5149	5149	5149														
5	4795	4820	4808	4827	4806														
10	4151	4198	4188	4204	4166														
15	3514	3559	3520	3512	3449														
20	2771	2793	2729	2741	2672														
25	2055	2056	2007	2029	2003														
30	1379	1383	1329	1352	1320														
35	473	478	449	469	452														
40	182	177	172	177	174														
45	90.7	88.3	85.1	87.9	86.9														
50	50.0	49.1	48.1	49.3	49.2														
55	33.0	32.8	32.5	33.1	33.0														
60	24.7	24.7	24.5	24.9	24.8														
65	19.6	19.6	19.5	19.7	19.7														
70	15.7	15.7	15.7	15.9	15.8														
75	12.7	12.8	12.7	12.8	12.7														
80	10.1	10.2	10.2	10.2	10.1														
85	8.29	8.59	8.67	8.35	8.19														
90	6.64	7.17	7.38	6.73	6.55														
95	6.79	7.13	7.24	6.85	6.72														
100	6.92	7.07	7.09	6.97	6.96														
105	7.33	7.37	7.40	7.38	7.43														
110	8.05	8.02	8.09	8.08	8.18														
115	9.07	9.03	9.12	9.11	9.21														
120	10.5	10.4	10.6	10.5	10.6														
125	12.2	12.2	12.3	12.3	12.4														
130	14.1	14.1	14.2	14.2	14.3														
135	16.2	16.2	16.3	16.3	16.4														
140	18.3	18.2	18.3	18.3	18.4														
145	20.1	20.1	20.3	20.2	20.3														
150	21.7	21.7	21.8	21.8	21.9														
155	22.7	22.7	22.8	22.8	22.8														
160	23.2	23.2	23.3	23.3	23.3														
165	23.4	23.4	23.4	23.4	23.4														
170	23.5	23.4	23.4	23.3	23.3														
175	23.6	23.6	23.6	23.5	23.5														
180	23.8	23.8	23.8	23.8	23.8														

C Range: 0 - 360DEG  
C Interval: 15.0DEG  
Test Speed: HIGH  
Temperature:25.3DEG  
Operators:ZhangXiao  
Test Date:2016-08-16

γ Range: 0 - 180DEG  
γ Interval: 1.0DEG  
Test System:EVERFINE GO-2000B\_V1 SYSTEM V2.0.265  
Humidity:65.0%  
Test Distance:6.590m [K=1.0000]  
Remarks: