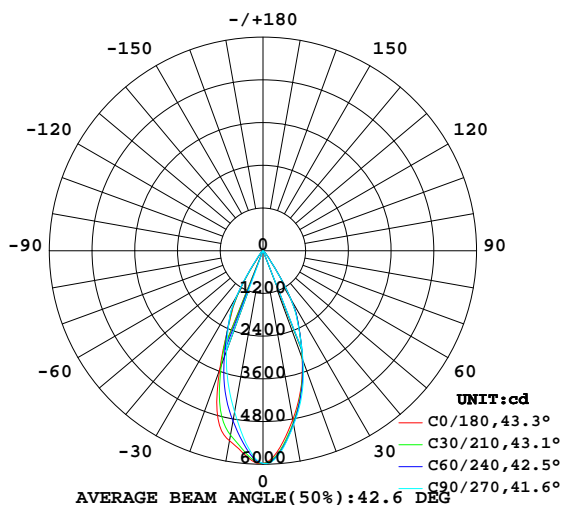


## LUMINAIRE PHOTOMETRIC TEST REPORT

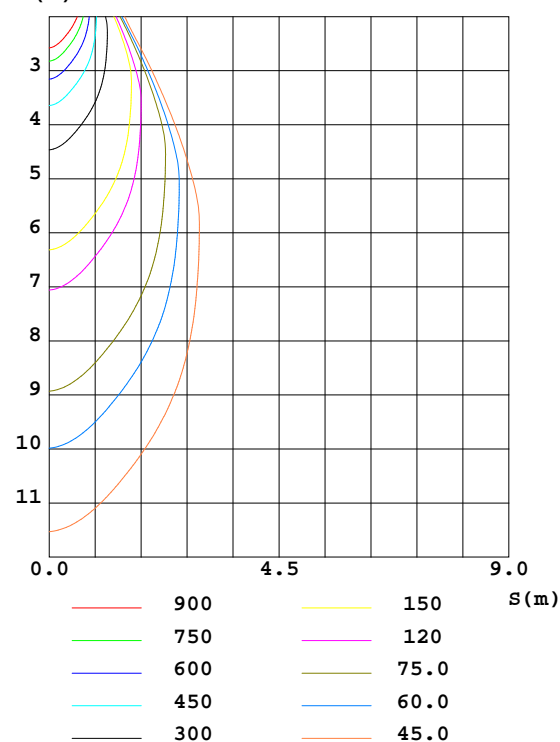
Test:U:226.6V I:0.1800A P:38.90W PF:0.9530 Lamp Flux:3363.58x1 lm		
NAME:	TYPE:	WEIGHT:
DIM.:	SPEC.:	SERIAL No.:
MFR.: Rayconn	SUR.:	PROTECTION ANGLE:

DATA OF LAMP		PHOTOMETRIC DATA Eff: 86.47 lm/W			
MODEL	GL10-40W-930-W-45	Imax(cd)	5993	S/MH(C0/180)	0.67
NOMINAL POWER(W)	38	LOR(%)	100.0	S/MH(C90/270)	0.68
RATED VOLTAGE(V)	226	TOTAL FLUX(lm)	3363.6	η UP,DN(C0-180)	1.3,49.5
NOMINAL FLUX(lm)	3363.58	CIE CLASS	DIRECT	η UP,DN(C180-360)	1.4,47.9
LAMPS INSIDE	1	η up(%)	2.6	CIBSE SHR NOM	0.75
TEST VOLTAGE(V)	226.6	η down(%)	97.4	CIBSE SHR MAX	0.75

LUMINOUS INTENSITY DISTRIBUTION DIAGRAM



C0 PLANE ISOLUX DIAGRAM (UNIT:lx)



C Range: 0 - 360DEG  
 C Interval: 15.0DEG  
 Test Speed: HIGH  
 Temperature:25.3DEG  
 Operators:ZhangXiao  
 Test Date:2016-07-29

γ Range: 0 - 180DEG  
 γ Interval: 1.0DEG  
 Test System:EVERFINE GO-2000B\_V1 SYSTEM V2.0.265  
 Humidity:65.0%  
 Test Distance:6.610m [K=1.0000]  
 Remarks:

## ZONAL FLUX DIAGRAM

### ZONAL FLUX DIAGRAM:

γ	C0	C45	C90	C135	C180	C225	C270	C315	γ	Φ zone	Φ total	%lum, lamp
10	4818	4946	4965	5133	5421	5035	4603	4608	0- 10	513.0	513.0	15.3,15.3
20	3224	3271	3290	3398	3570	3253	3008	3071	10- 20	1158	1671	49.7,49.7
30	1535	1616	1548	1532	1411	1418	1514	1509	20- 30	1072	2743	81.5,81.5
40	195.5	214.1	190.4	176.1	156.4	167.3	216.6	214.2	30- 40	384.7	3128	93,93
50	50.56	53.60	49.88	47.33	43.96	45.82	56.75	54.51	40- 50	78.36	3206	95.3,95.3
60	23.37	24.09	23.65	23.21	22.39	22.11	23.42	23.14	50- 60	30.06	3236	96.2,96.2
70	13.90	14.19	14.11	13.88	13.41	13.38	13.78	13.65	60- 70	17.67	3254	96.7,96.7
80	9.022	9.103	9.216	9.191	9.629	9.505	9.456	9.367	70- 80	11.92	3266	97.1,97.1
90	6.647	6.333	6.405	6.448	8.097	7.586	7.515	7.509	80- 90	8.969	3275	97.4,97.4
100	6.453	6.303	6.304	6.322	8.324	8.123	8.048	8.033	90-100	7.752	3282	97.6,97.6
110	7.554	7.547	7.629	7.554	9.469	9.515	9.396	9.363	100-110	8.171	3291	97.8,97.8
120	10.75	10.60	10.62	10.61	12.22	12.31	12.18	12.21	110-120	9.732	3300	98.1,98.1
130	15.58	15.30	15.29	15.23	16.31	16.55	16.48	16.58	120-130	12.13	3312	98.5,98.5
140	20.73	20.54	20.61	20.56	21.09	21.42	21.39	21.43	130-140	14.25	3327	98.9,98.9
150	24.98	24.79	24.85	24.99	25.30	25.51	25.32	25.34	140-150	14.54	3341	99.3,99.3
160	26.73	26.65	26.70	26.70	27.00	27.00	26.92	26.96	150-160	12.09	3353	99.7,99.7
170	26.87	27.14	27.22	27.14	27.40	27.33	27.29	27.25	160-170	7.668	3361	99.9,99.9
180	27.83	27.83	27.78	27.75	27.83	27.83	27.78	27.75	170-180	2.613	3364	100,100
DEG	LUMINOUS INTENSITY:cd									UNIT:lm		

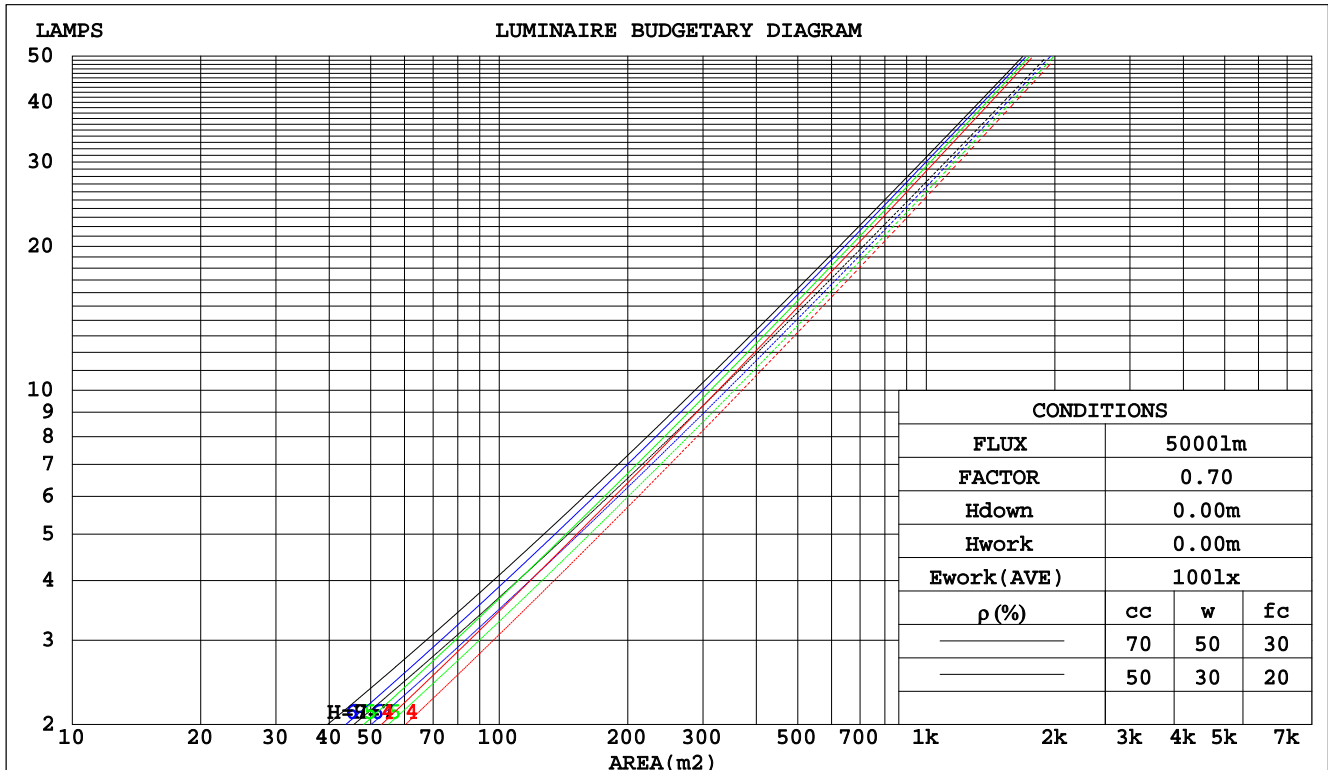
C Range: 0 - 360DEG  
C Interval: 15.0DEG  
Test Speed: HIGH  
Temperature:25.3DEG  
Operators:ZhangXiao  
Test Date:2016-07-29

γ Range: 0 - 180DEG  
γ Interval: 1.0DEG  
Test System:EVERFINE GO-2000B\_V1 SYSTEM V2.0.265  
Humidity:65.0%  
Test Distance:6.610m [K=1.0000]  
Remarks:

### CU AND LUMINAIRE BUDGETARY ESTIMATE DIAGRAM

Test:U:226.6V I:0.1800A P:38.90W PF:0.9530 Lamp Flux:3363.58x1 lm		
NAME:	TYPE:	WEIGHT:
DIM.:	SPEC.:	SERIAL No.:
MFR.: Rayconn	SUR.:	PROTECTION ANGLE:

pcc	80%			70%			50%			30%			10%			0
pw	50%	30%	10%	50%	30%	10%	50%	30%	10%	50%	30%	10%	50%	30%	10%	0
pfc	20%			20%			20%			20%			20%			0
RCR	RCR:Room Cavity Ratio						Coefficients of Utilization(CU)									
0.0	1.18	1.18	1.18	1.15	1.15	1.15	1.10	1.10	1.10	1.04	1.04	1.04	.00	.00	.00	.97
1.0	1.10	1.08	1.06	1.08	1.06	1.04	1.04	1.02	1.00	.99	.98	.97	.96	.95	.94	.92
2.0	1.03	.00	.96	1.02	.98	.95	.98	.95	.93	.95	.92	.90	.91	.90	.88	.86
3.0	.97	.93	.89	.96	.91	.88	.93	.89	.86	.90	.87	.85	.87	.85	.83	.81
4.0	.92	.87	.83	.90	.86	.82	.88	.84	.81	.86	.82	.80	.84	.81	.78	.77
5.0	.87	.81	.77	.86	.81	.77	.84	.79	.76	.82	.78	.75	.80	.77	.74	.73
6.0	.82	.77	.73	.81	.76	.72	.79	.75	.72	.78	.74	.71	.76	.73	.70	.69
7.0	.78	.72	.69	.77	.72	.68	.76	.71	.68	.74	.70	.67	.73	.69	.67	.65
8.0	.74	.69	.65	.73	.68	.65	.72	.68	.64	.71	.67	.64	.70	.66	.63	.62
9.0	.71	.65	.62	.70	.65	.61	.69	.64	.61	.68	.64	.61	.67	.63	.60	.59
10.0	.67	.62	.59	.67	.62	.58	.66	.61	.58	.65	.61	.58	.64	.60	.58	.56



C Range: 0 - 360DEG  
C Interval: 15.0DEG  
Test Speed: HIGH  
Temperature: 25.3DEG  
Operators: ZhangXiao  
Test Date: 2016-07-29

γ Range: 0 - 180DEG  
γ Interval: 1.0DEG  
Test System: EVERFINE GO-2000B\_V1 SYSTEM V2.0.265  
Humidity: 65.0%  
Test Distance: 6.610m [K=1.0000]  
Remarks:

**WEC AND CCEC**

Test:U:226.6V I:0.1800A P:38.90W PF:0.9530 Lamp Flux:3363.58x1 lm								
NAME:			TYPE:			WEIGHT:		
DIM.:			SPEC.:			SERIAL No.:		
MFR.: Rayconn			SUR.:			PROTECTION ANGLE:		

pcc	80%			70%			50%			30%			10%			0
pw	50%	30%	10%	50%	30%	10%	50%	30%	10%	50%	30%	10%	50%	30%	10%	0
pfc	20%			20%			20%			20%			20%			0
RCR	RCR:Room Cavity Ratio						Wall Exitance Coefficients(WEC)									
0.0																
1.0	.171	.097	.031	.163	.093	.030	.149	.086	.027	.136	.079	.025	.124	.072	.023	
2.0	.161	.088	.027	.154	.085	.026	.142	.079	.025	.131	.074	.023	.121	.069	.022	
3.0	.151	.081	.024	.146	.078	.024	.136	.074	.022	.126	.069	.021	.118	.065	.020	
4.0	.143	.074	.022	.138	.072	.021	.130	.069	.021	.121	.065	.020	.114	.062	.019	
5.0	.136	.069	.020	.132	.068	.020	.124	.065	.019	.117	.062	.018	.110	.059	.018	
6.0	.129	.065	.019	.126	.063	.018	.119	.061	.018	.112	.058	.017	.106	.056	.017	
7.0	.123	.061	.017	.120	.060	.017	.114	.058	.017	.108	.055	.016	.103	.053	.016	
8.0	.118	.058	.016	.115	.057	.016	.109	.055	.016	.104	.053	.015	.099	.051	.015	
9.0	.113	.055	.015	.110	.054	.015	.105	.052	.015	.101	.050	.014	.096	.049	.014	
10.0	.108	.052	.014	.106	.051	.014	.101	.050	.014	.097	.048	.014	.093	.047	.013	

pcc	80%			70%			50%			30%			10%			0
pw	50%	30%	10%	50%	30%	10%	50%	30%	10%	50%	30%	10%	50%	30%	10%	0
pfc	20%			20%			20%			20%			20%			0
RCR	RCR:Room Cavity Ratio						Ceiling Cavity Exitance Coefficients(CCEC)									
0.0	.211	.211	.211	.180	.180	.180	.123	.123	.123	.071	.071	.071	.023	.023	.023	
1.0	.191	.178	.166	.163	.152	.143	.112	.105	.099	.064	.061	.057	.021	.020	.019	
2.0	.175	.153	.134	.150	.132	.116	.103	.091	.081	.059	.053	.047	.019	.017	.015	
3.0	.162	.134	.112	.139	.116	.097	.095	.080	.068	.055	.047	.040	.018	.015	.013	
4.0	.151	.119	.095	.130	.103	.082	.089	.072	.058	.052	.042	.034	.017	.014	.011	
5.0	.142	.108	.082	.122	.093	.071	.084	.065	.050	.049	.038	.030	.016	.012	.010	
6.0	.134	.098	.072	.116	.085	.063	.080	.059	.044	.046	.035	.026	.015	.011	.009	
7.0	.128	.090	.064	.110	.078	.056	.076	.055	.040	.044	.032	.024	.014	.011	.008	
8.0	.122	.084	.058	.105	.073	.051	.073	.051	.036	.042	.030	.021	.014	.010	.007	
9.0	.117	.079	.053	.100	.068	.047	.070	.048	.033	.041	.028	.020	.013	.009	.007	
10.0	.112	.074	.049	.097	.065	.043	.067	.045	.031	.039	.027	.018	.013	.009	.006	

C Range: 0 - 360DEG  
C Interval: 15.0DEG  
Test Speed: HIGH  
Temperature:25.3DEG  
Operators:ZhangXiao  
Test Date:2016-07-29

γ Range: 0 - 180DEG  
γ Interval: 1.0DEG  
Test System:EVERFINE GO-2000B\_V1 SYSTEM V2.0.265  
Humidity:65.0%  
Test Distance:6.610m [K=1.0000]  
Remarks:

### Uncorrected UGR Table

Test:U:226.6V I:0.1800A P:38.90W PF:0.9530 Lamp Flux:3363.58x1 lm											
NAME:					TYPE:			WEIGHT:			
DIM.:					SPEC.:			SERIAL No.:			
MFR.: Rayconn					SUR.:			PROTECTION ANGLE:			
ceiling/cavity	0.7	0.7	0.5	0.5	0.3	0.7	0.7	0.5	0.5	0.3	
walls	0.5	0.3	0.5	0.3	0.3	0.5	0.3	0.5	0.3	0.3	
working plane	0.2	0.2	0.2	0.2	0.2	0.2	0.2	0.2	0.2	0.2	
Room dimensions	Viewed crosswise					Viewed endwise					
x = 2H y = 2H	18.1	18.9	18.3	19.1	19.3	18.2	19.0	18.4	19.2	19.4	
	3H	18.1	18.8	18.3	19.1	19.3	18.1	18.9	18.4	19.2	19.4
	4H	18.1	18.8	18.4	19.1	19.3	18.2	18.9	18.5	19.2	19.4
	6H	18.1	18.8	18.4	19.1	19.4	18.2	18.9	18.5	19.2	19.5
	8H	18.1	18.8	18.5	19.1	19.4	18.2	18.9	18.6	19.2	19.5
	12H	18.2	18.9	18.6	19.2	19.5	18.3	19.0	18.7	19.3	19.6
4H	2H	17.9	18.6	18.2	18.9	19.2	18.0	18.7	18.3	19.0	19.3
	3H	17.9	18.6	18.3	18.9	19.2	18.0	18.6	18.4	19.0	19.3
	4H	18.0	18.5	18.4	18.9	19.2	18.1	18.6	18.4	19.0	19.3
	6H	18.1	18.6	18.5	19.0	19.4	18.2	18.7	18.6	19.1	19.5
	8H	18.2	18.7	18.6	19.1	19.5	18.3	18.8	18.7	19.1	19.6
	12H	18.3	18.8	18.8	19.2	19.6	18.4	18.9	18.9	19.3	19.7
8H	4H	17.9	18.4	18.3	18.8	19.2	18.0	18.5	18.4	18.9	19.3
	6H	18.1	18.5	18.6	18.9	19.4	18.2	18.6	18.7	19.0	19.5
	8H	18.3	18.6	18.8	19.1	19.6	18.4	18.7	18.9	19.2	19.7
	12H	18.6	18.9	19.1	19.4	19.9	18.7	19.0	19.2	19.5	20.0
12H	4H	17.9	18.3	18.3	18.7	19.2	18.0	18.4	18.4	18.8	19.3
	6H	18.1	18.5	18.6	18.9	19.4	18.2	18.5	18.7	19.0	19.5
	8H	18.3	18.6	18.8	19.1	19.6	18.4	18.7	18.9	19.2	19.7
Variations with the observer position at spacings:											
S = 1.0H	+ 1.8 / - 2.1					+ 1.7 / - 2.0					
1.5H	+ 3.4 / - 1.9					+ 3.3 / - 1.8					
2.0H	+ 1.8 / - 0.7					+ 1.7 / - 0.6					

CIE Pub.117 Corrected 3364 lm Total Lamp Luminous Flux.(8log(F/F0) = 4.2)

C Range: 0 - 360DEG  
C Interval: 15.0DEG  
Test Speed: HIGH  
Temperature:25.3DEG  
Operators:ZhangXiao  
Test Date:2016-07-29

γ Range: 0 - 180DEG  
γ Interval: 1.0DEG  
Test System:EVERFINE GO-2000B\_V1 SYSTEM V2.0.265  
Humidity:65.0%  
Test Distance:6.610m [K=1.0000]  
Remarks:

### UTILIZATION FACTORS TABLE

Test:U:226.6V I:0.1800A P:38.90W PF:0.9530 Lamp Flux:3363.58x1 lm		
NAME:	TYPE:	WEIGHT:
DIM.:	SPEC.:	SERIAL No.:
MFR.: Rayconn	SUR.:	PROTECTION ANGLE:

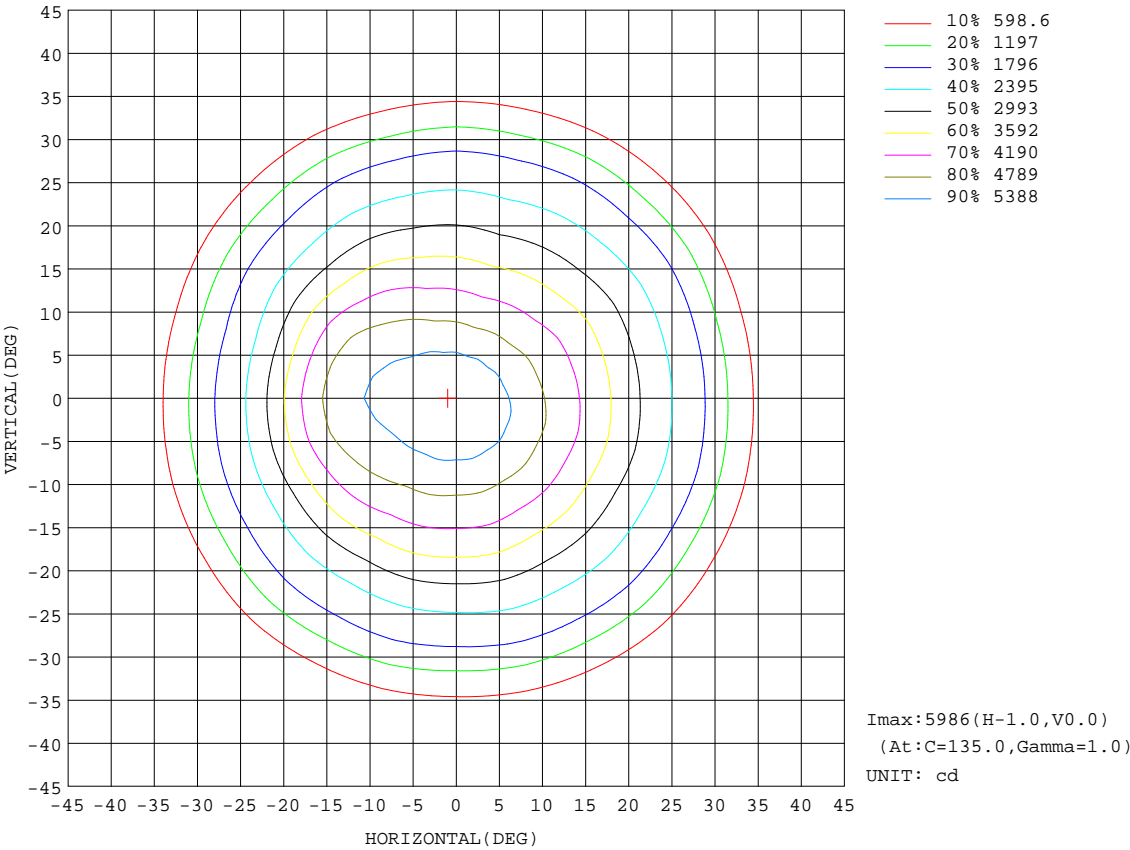
REFLECTANCE										
Ceiling	0.8	0.8	0.8	0.7	0.7	0.7	0.5	0.5	0.5	0
Walls	0.7	0.5	0.3	0.7	0.5	0.3	0.7	0.5	0.3	0
Working plane	0.2	0.2	0.2	0.2	0.2	0.2	0.2	0.2	0.2	0
ROOM INDEX	UTILIZATION FACTORS(PERCENT) $k(RI) \times RCR = 5$									
$k = 0.60$	87	81	77	87	81	77	86	80	77	73
0.80	94	89	85	94	88	85	92	88	84	81
1.00	99	93	89	98	93	89	96	92	88	84
1.25	102	97	94	101	97	93	99	95	92	88
1.50	105	100	97	104	100	96	101	98	95	90
2.00	108	103	100	106	102	99	103	100	98	92
2.50	109	106	103	108	104	101	104	101	99	93
3.00	111	107	105	109	106	103	105	103	101	94
4.00	113	110	108	111	108	106	107	105	103	95
5.00	114	112	110	112	110	108	108	106	105	96
ROOM INDEX	UF(total)									Direct
According to DIN EN 13032-2 2004			Suspended					SHRNOM = 1.25		

C Range: 0 - 360DEG  
C Interval: 15.0DEG  
Test Speed: HIGH  
Temperature:25.3DEG  
Operators:ZhangXiao  
Test Date:2016-07-29

$\gamma$  Range: 0 - 180DEG  
 $\gamma$  Interval: 1.0DEG  
 $\gamma$  Test System:EVERFINE GO-2000B\_V1 SYSTEM V2.0.265  
Humidity:65.0%  
Test Distance:6.610m [K=1.0000]  
Remarks:

ISOCANDELA DIAGRAM

Test:U:226.6V I:0.1800A P:38.90W PF:0.9530 Lamp Flux:3363.58x1 lm		
NAME:	TYPE:	WEIGHT:
DIM.:	SPEC.:	SERIAL No.:
MFR.: Rayconn	SUR.:	PROTECTION ANGLE:




C Range: 0 - 360DEG	γ Range: 0 - 180DEG
C Interval: 15.0DEG	γ Interval: 1.0DEG
Test Speed: HIGH	Test System:EVERFINE GO-2000B_V1 SYSTEM V2.0.265
Temperature:25.3DEG	Humidity:65.0%
Operators:ZhangXiao	Test Distance:6.610m [K=1.0000]
Test Date:2016-07-29	Remarks:

### AAI Figure

Test:U:226.6V I:0.1800A P:38.90W PF:0.9530 Lamp Flux:3363.58x1 lm		
NAME:	TYPE:	WEIGHT:
DIM.:	SPEC.:	SERIAL No.:
MFR.: Rayconn	SUR.:	PROTECTION ANGLE:

Flux out:1793 lm



Note: The Curves indicate the illuminated area and the average illumination when the luminaire is at different distance.

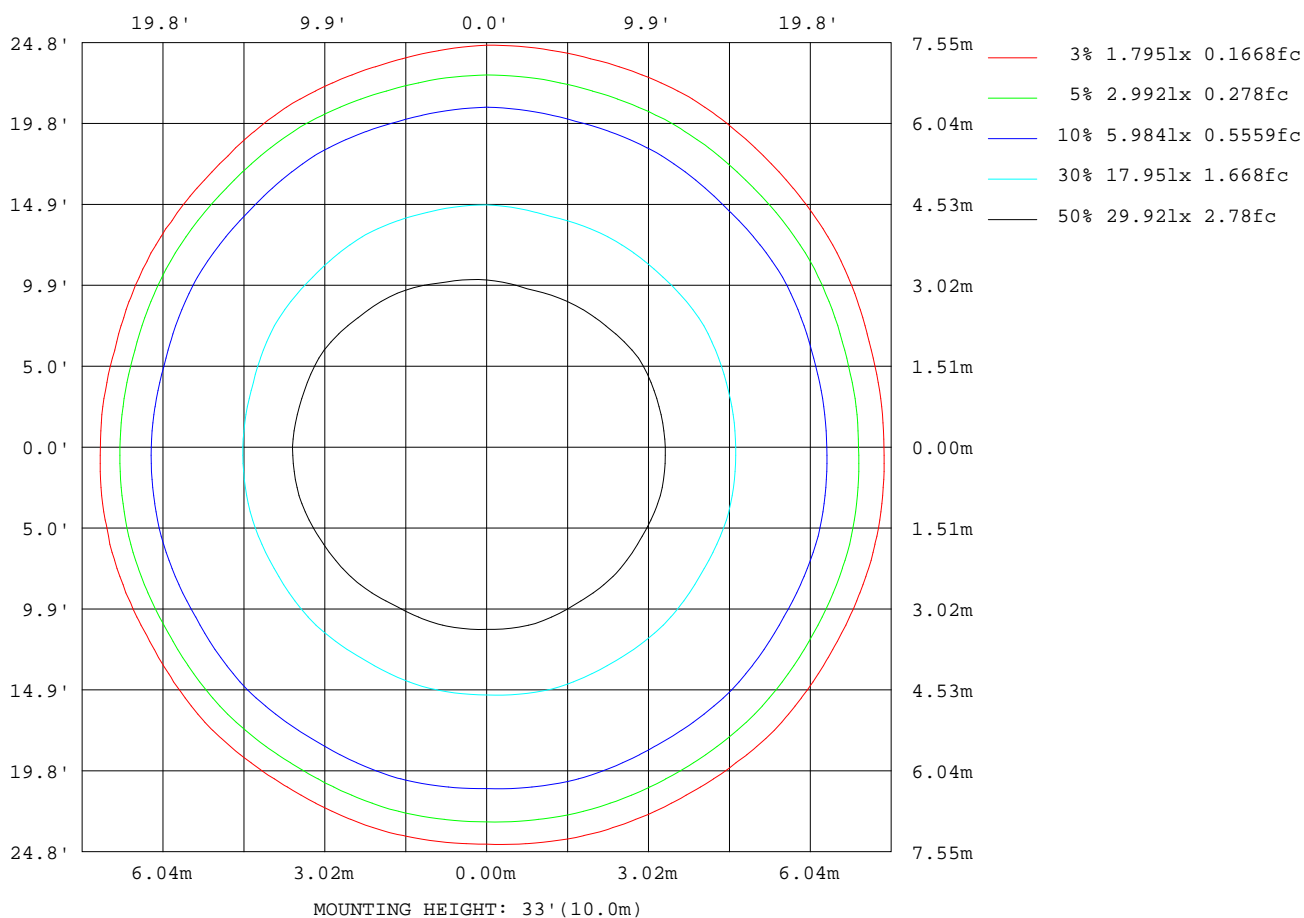
C Range: 0 - 360DEG  
C Interval: 15.0DEG  
Test Speed: HIGH  
Temperature: 25.3DEG  
Operators: ZhangXiao  
Test Date: 2016-07-29

γ Range: 0 - 180DEG  
γ Interval: 1.0DEG  
Test System: EVERFINE GO-2000B\_V1 SYSTEM V2.0.265  
Humidity: 65.0%  
Test Distance: 6.610m [K=1.0000]  
Remarks:



### ISOLUX DIAGRAM

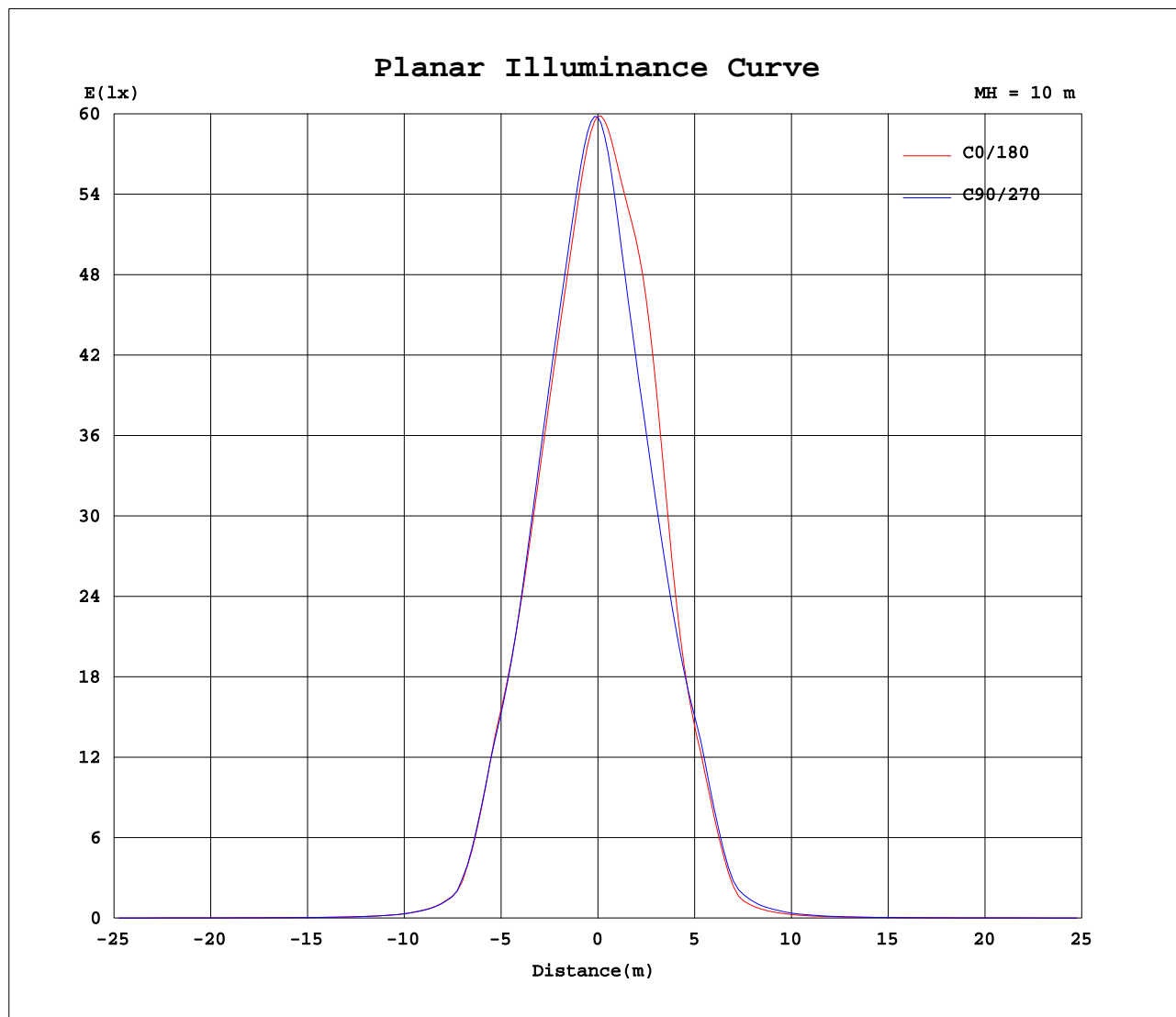
Test:U:226.6V I:0.1800A P:38.90W PF:0.9530 Lamp Flux:3363.58x1 lm		
NAME:	TYPE:	WEIGHT:
DIM.:	SPEC.:	SERIAL No.:
MFR.: Rayconn	SUR.:	PROTECTION ANGLE:



C Range: 0 - 360DEG  
C Interval: 15.0DEG  
Test Speed: HIGH  
Temperature: 25.3DEG  
Operators: ZhangXiao  
Test Date: 2016-07-29

γ Range: 0 - 180DEG  
γ Interval: 1.0DEG  
Test System: EVERFINE GO-2000B\_V1 SYSTEM V2.0.265  
Humidity: 65.0%  
Test Distance: 6.610m [K=1.0000]  
Remarks:

## Planar Illuminance Curve



C Range: 0 - 360DEG  
C Interval: 15.0DEG  
Test Speed: HIGH  
Temperature: 25.3DEG  
Operators: ZhangXiao  
Test Date: 2016-07-29

$\gamma$  Range: 0 - 180DEG  
 $\gamma$  Interval: 1.0DEG  
Test System: EVERFINE GO-2000B\_V1 SYSTEM V2.0.265  
Humidity: 65.0%  
Test Distance: 6.610m [K=1.0000]  
Remarks:

## LUMINOUS DISTRIBUTION INTENSITY DATA

Test:U:226.6V I:0.1800A P:38.90W PF:0.9530 Lamp Flux:3363.58x1 lm																			
NAME:										TYPE:					WEIGHT:				
DIM.:										SPEC.:					SERIAL No.:				
MFR.: Rayconn										SUR.:					PROTECTION ANGLE:				

Table--1

UNIT: cd

C(DEC)	0	15	30	45	60	75	90	105	120	135	150	165	180	195	210	225	240	255	270
γ (DEC)	0	5	10	15	20	25	30	35	40	45	50	55	60	65	70	75	80	85	90
0	5976	5976	5976	5976	5976	5976	5976	5976	5976	5976	5976	5976	5976	5976	5976	5976	5976	5976	5976
5	5540	5598	5615	5660	5658	5697	5680	5718	5706	5742	5740	5773	5760	5720	5691	5606	5552	5466	5441
10	4818	4887	4900	4946	4937	4978	4965	5014	5029	5133	5234	5367	5421	5380	5258	5035	4860	4674	4603
15	4074	4128	4115	4157	4144	4216	4205	4255	4271	4440	4602	4820	4889	4779	4624	4318	4111	3895	3814
20	3224	3262	3231	3271	3256	3318	3290	3315	3286	3398	3443	3563	3570	3460	3434	3253	3182	3047	3008
25	2392	2423	2394	2426	2402	2425	2368	2373	2318	2347	2296	2305	2262	2231	2293	2277	2309	2279	2284
30	1535	1593	1568	1616	1581	1605	1548	1575	1523	1532	1455	1454	1411	1359	1427	1418	1484	1471	1514
35	495	545	555	580	567	561	537	532	490	500	448	457	429	402	435	434	479	470	504
40	196	205	205	214	204	203	190	189	179	176	162	159	156	148	158	167	186	198	217
45	95.2	99.6	99.8	103	98.8	98.0	92.7	92.3	87.6	86.2	80.6	79.1	76.0	73.9	78.7	81.8	91.3	96.9	108
50	50.6	52.4	52.7	53.6	52.0	51.8	49.9	49.6	47.8	47.3	45.6	45.0	44.0	43.2	44.8	45.8	49.4	52.0	56.7
55	32.4	33.3	33.4	33.6	33.1	33.1	32.5	32.5	31.7	31.6	31.2	31.2	30.6	30.0	30.6	30.6	31.7	32.4	34.2
60	23.4	24.0	23.9	24.1	23.7	24.0	23.6	23.7	23.1	23.2	22.8	22.8	22.4	22.0	22.3	22.1	22.6	22.8	23.4
65	17.9	18.2	18.2	18.2	18.0	18.2	18.1	18.1	17.8	17.7	17.5	17.3	17.0	16.7	17.0	16.9	17.2	17.3	17.6
70	13.9	14.2	14.1	14.2	14.0	14.2	14.1	14.2	14.0	13.9	13.7	13.6	13.4	13.3	13.5	13.4	13.6	13.6	13.8
75	11.1	11.3	11.3	11.3	11.2	11.3	11.3	11.3	11.2	11.2	11.1	11.0	11.2	11.1	11.1	11.0	11.2	11.1	11.2
80	9.02	9.05	9.02	9.10	9.07	9.20	9.22	9.28	9.29	9.19	9.12	9.13	9.63	9.63	9.56	9.51	9.47	9.47	9.46
85	7.71	7.71	7.67	7.78	7.81	7.89	7.90	7.96	7.94	7.92	7.91	8.01	8.91	8.71	8.60	8.58	8.56	8.52	8.48
90	6.65	6.50	6.30	6.33	6.38	6.39	6.41	6.45	6.51	6.45	6.49	6.64	8.10	7.78	7.59	7.59	7.60	7.56	7.51
95	6.66	6.39	6.25	6.24	6.27	6.25	6.28	6.27	6.38	6.31	6.36	6.46	8.34	8.03	7.82	7.83	7.80	7.80	7.76
100	6.45	6.38	6.30	6.30	6.30	6.30	6.30	6.30	6.39	6.32	6.35	6.44	8.32	8.19	8.10	8.12	8.08	8.09	8.05
105	6.74	6.71	6.72	6.70	6.74	6.72	6.74	6.71	6.79	6.71	6.75	6.77	8.67	8.67	8.62	8.66	8.61	8.63	8.57
110	7.55	7.50	7.57	7.55	7.61	7.58	7.63	7.58	7.62	7.55	7.60	7.57	9.47	9.51	9.46	9.51	9.45	9.49	9.40
115	8.88	8.80	8.89	8.83	8.90	8.85	8.92	8.87	8.94	8.86	8.94	8.88	10.7	10.7	10.7	10.7	10.6	10.7	10.6
120	10.7	10.6	10.7	10.6	10.6	10.5	10.6	10.6	10.7	10.6	10.7	10.7	12.2	12.3	12.2	12.3	12.2	12.3	12.2
125	13.0	12.9	12.9	12.8	12.8	12.7	12.7	12.7	12.8	12.7	12.9	12.8	14.1	14.2	14.2	14.3	14.2	14.3	14.2
130	15.6	15.4	15.5	15.3	15.4	15.2	15.3	15.2	15.3	15.2	15.4	15.3	16.3	16.4	16.4	16.6	16.5	16.6	16.5
135	18.2	18.1	18.1	18.0	18.1	18.0	18.0	17.9	18.0	17.9	18.1	18.0	18.7	18.8	18.9	19.0	18.9	19.0	19.0
140	20.7	20.6	20.6	20.5	20.6	20.6	20.6	20.5	20.6	20.6	20.7	20.6	21.1	21.2	21.2	21.4	21.3	21.5	21.4
145	23.1	22.9	22.9	22.9	22.9	23.1	23.0	22.9	23.0	23.1	23.9	23.1	23.4	23.5	23.7	24.0	23.6	23.7	23.6
150	25.0	24.9	24.9	24.8	24.8	24.9	24.9	24.8	24.9	25.0	25.3	25.0	25.3	25.4	25.4	25.5	25.3	25.4	25.3
155	26.2	26.1	26.1	26.0	26.0	26.0	26.1	26.1	26.1	26.1	26.2	26.2	26.5	26.5	26.5	26.5	26.4	26.5	26.4
160	26.7	26.7	26.7	26.6	26.7	26.7	26.7	26.7	26.7	26.7	26.7	26.7	27.0	27.0	27.0	27.0	27.0	27.0	26.9
165	26.9	26.9	26.9	27.0	27.0	27.1	27.1	27.1	27.0	27.0	27.0	27.0	27.3	27.2	27.2	27.2	27.2	27.2	27.2
170	26.9	26.9	27.1	27.1	27.2	27.2	27.2	27.2	27.2	27.1	27.1	27.1	27.4	27.4	27.3	27.3	27.3	27.3	27.3
175	27.3	27.3	27.4	27.4	27.5	27.5	27.4	27.4	27.4	27.4	27.3	27.3	27.6	27.6	27.5	27.5	27.5	27.5	27.5
180	27.8	27.8	27.8	27.8	27.8	27.8	27.8	27.8	27.8	27.8	27.7	27.7	27.8	27.8	27.8	27.8	27.8	27.8	27.8

C Range: 0 - 360DEG  
C Interval: 15.0DEG  
Test Speed: HIGH  
Temperature:25.3DEG  
Operators:ZhangXiao  
Test Date:2016-07-29

γ Range: 0 - 180DEG  
γ Interval: 1.0DEG  
Test System:EVERFINE GO-2000B\_V1 SYSTEM V2.0.265  
Humidity:65.0%  
Test Distance:6.610m [K=1.0000]  
Remarks:

## LUMINOUS DISTRIBUTION INTENSITY DATA

Test:U:226.6V I:0.1800A P:38.90W PF:0.9530 Lamp Flux:3363.58x1 lm		
NAME:	TYPE:	WEIGHT:
DIM.:	SPEC.:	SERIAL No.:
MFR.: Rayconn	SUR.:	PROTECTION ANGLE:

Table--2

UNIT: cd

C(DEC) γ (DEC)	285	300	315	330	345														
0	5976	5976	5976	5976	5976														
5	5391	5416	5406	5469	5486														
10	4529	4577	4608	4714	4754														
15	3729	3799	3864	3996	4029														
20	2930	3007	3071	3194	3197														
25	2243	2294	2322	2392	2382														
30	1487	1520	1509	1559	1521														
35	491	514	500	516	479														
40	222	227	214	207	194														
45	112	114	105	100	93.5														
50	58.0	58.7	54.5	52.4	49.7														
55	34.3	34.5	33.2	32.6	31.7														
60	23.2	23.4	23.1	23.1	22.7														
65	17.4	17.5	17.5	17.6	17.4														
70	13.6	13.7	13.6	13.8	13.6														
75	11.1	11.1	11.1	11.3	11.1														
80	9.44	9.38	9.37	9.38	9.43														
85	8.46	8.42	8.43	8.44	8.53														
90	7.52	7.49	7.51	7.51	7.64														
95	7.77	7.74	7.76	7.74	7.90														
100	8.06	8.02	8.03	8.01	8.07														
105	8.59	8.53	8.54	8.48	8.54														
110	9.42	9.33	9.36	9.29	9.33														
115	10.6	10.5	10.6	10.5	10.5														
120	12.2	12.1	12.2	12.1	12.2														
125	14.2	14.2	14.3	14.2	14.3														
130	16.6	16.5	16.6	16.5	16.6														
135	19.1	19.0	19.0	18.9	19.0														
140	21.5	21.4	21.4	21.3	21.4														
145	23.8	23.6	23.6	23.4	23.5														
150	25.5	25.3	25.3	25.2	25.3														
155	26.5	26.4	26.4	26.4	26.5														
160	26.9	26.9	27.0	26.9	27.0														
165	27.2	27.2	27.2	27.2	27.2														
170	27.3	27.2	27.2	27.2	27.2														
175	27.5	27.4	27.5	27.4	27.4														
180	27.8	27.7	27.8	27.7	27.7														

C Range: 0 - 360DEG  
C Interval: 15.0DEG  
Test Speed: HIGH  
Temperature:25.3DEG  
Operators:ZhangXiao  
Test Date:2016-07-29

γ Range: 0 - 180DEG  
γ Interval: 1.0DEG  
Test System:EVERFINE GO-2000B\_V1 SYSTEM V2.0.265  
Humidity:65.0%  
Test Distance:6.610m [K=1.0000]  
Remarks: